

Virgin Islands of the United States

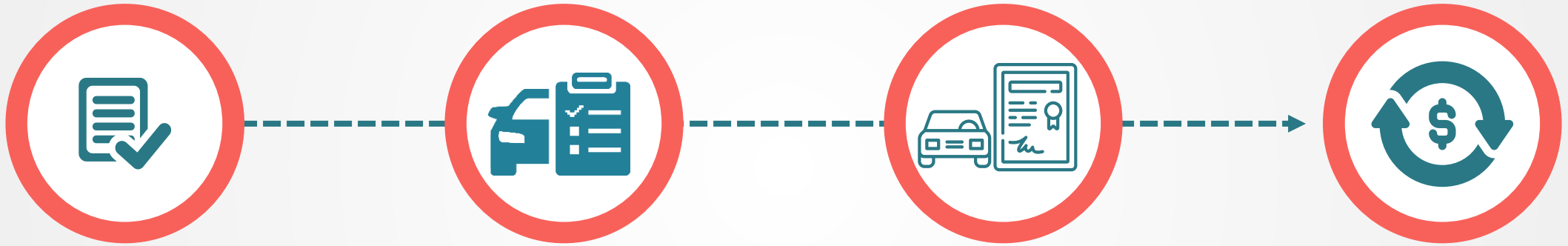
Fall 2020 Revenue Estimating Conference



By Barbara E. Jackson-McIntosh, Director



Mission Statement



DRIVERS' LICENSING

VEHICLE TITLING

**VEHICLE REGISTRATION
SERVICES**

**BUSINESS
TRANSACTIONS**

To provide the public with drivers' licensing, vehicle titling, vehicle registration services, and other business transactions required by law.



Services Currently Offered



1

Drivers license issuance and documents verification

2

REAL ID

3

Disability Placards

4

Vehicle Inspection

5

Vehicle title issuance

6

Online Registration

7

Business Services

8

Moving Permit

9

Vehicle Export Documents

10

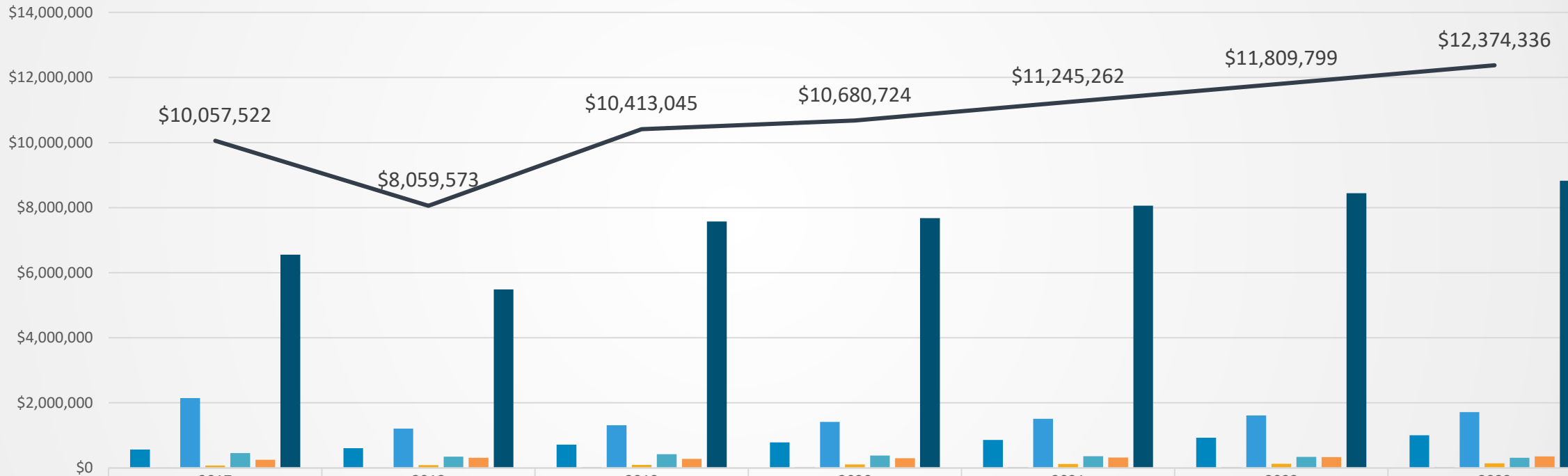
Block records (child support, stolen, insurance, abandoned vehicles, other discrepancies)

Revenue Projection by Fund

6/1/20



Revenue Forecast by fund

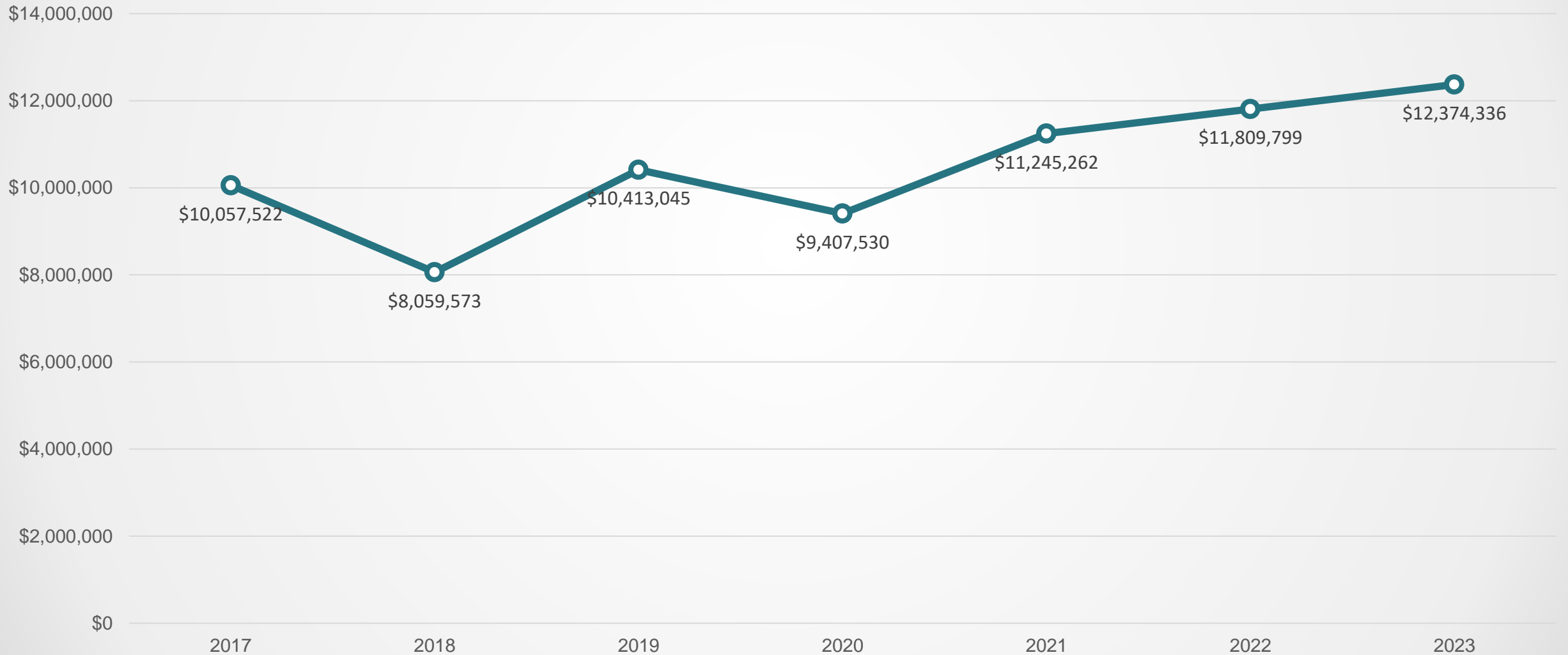


	2017	2018	2019	2020	2021	2022	2023
General Fund	\$566,123	\$610,184	\$717,171	\$784,565	\$857,594	\$930,623	\$1,003,652
Certificate of Title	\$11,535	\$9,925	\$15,258	\$16,222	\$17,809	\$19,395	\$20,981
Personalized License Plates	\$2,147,507	\$1,211,624	\$1,312,168	\$1,412,712	\$1,513,256	\$1,613,800	\$1,714,344
Motor Cycle Safety	\$74,115	\$84,826	\$96,500	\$107,568	\$118,722	\$129,877	\$141,031
Peace Officer Training Fund	\$453,622	\$346,374	\$422,561	\$383,331	\$360,527	\$337,724	\$314,920
Centennial Fund	\$248,680	\$313,443	\$275,173	\$301,731	\$319,063	\$336,395	\$353,726
Transportation Trust Fund	\$6,555,940	\$5,483,197	\$7,574,214	\$7,674,595	\$8,058,290	\$8,441,986	\$8,825,681
Total	\$10,057,522	\$8,059,573	\$10,413,045	\$10,680,724	\$11,245,262	\$11,809,799	\$12,374,336



FY 2020 Annual Revenue

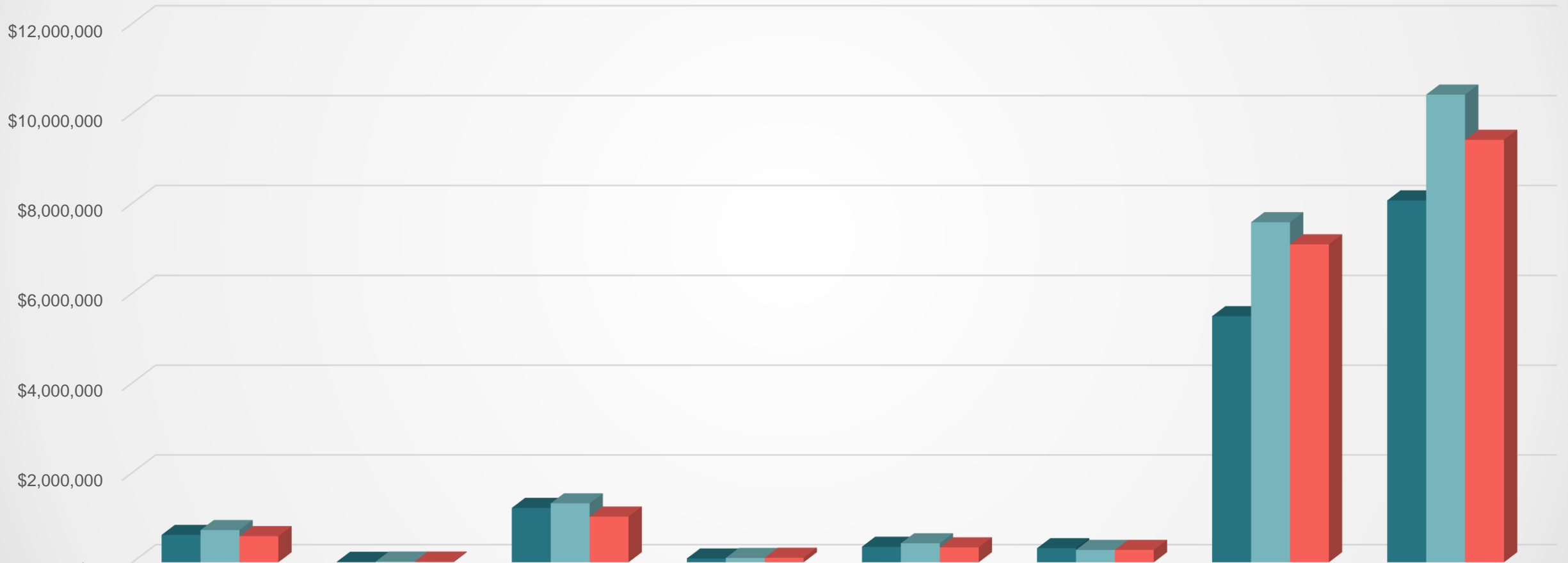
Revenue projection





Annual Revenue By Fund

Revenue by Fund



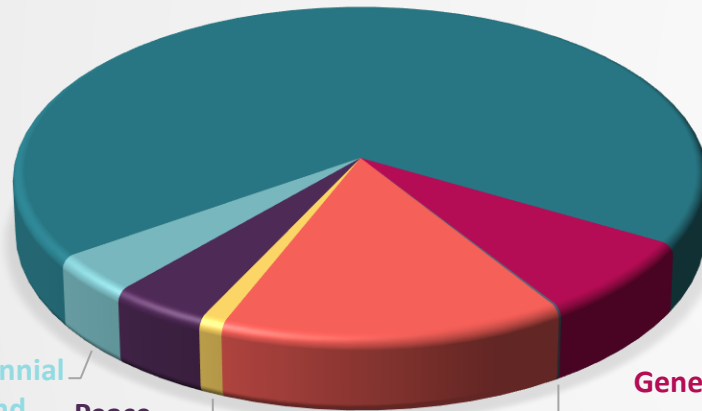
	GENERAL FUND	CERTIFICATE OF TITLE	PERSONALIZED LICENSE PLATE	MOTOR CYCLE SAFETY	PEACE OFFICER TRAINING FUND	CENTENNIAL SPECIAL FUND	TRANSPORTATION TRUST FUND	Total
2018	\$610,184	\$9,925	\$1,211,624	\$84,826	\$346,374	\$313,443	\$5,483,197	\$8,059,573
2019	\$717,171	\$15,258	\$1,312,168	\$96,500	\$422,561	\$275,173	\$7,574,214	\$10,413,045
2020	\$582,081	\$14,947	\$1,018,448	\$102,011	\$332,990	\$275,173	\$7,081,880	\$9,407,530



Annual Revenue By Fund

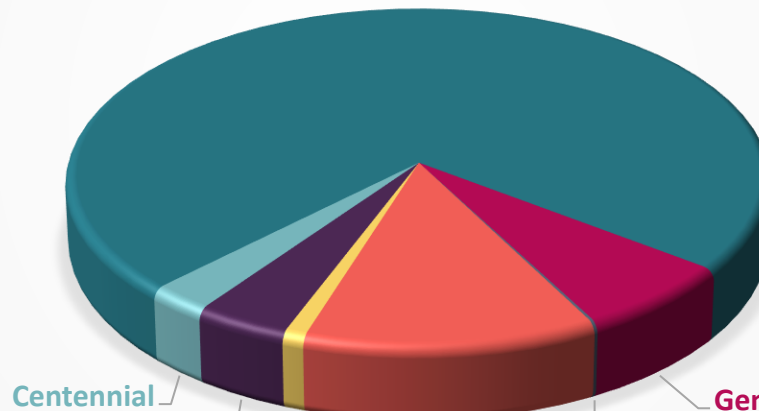
Revenue by fund 2018

Transportation
Trust Fund
68.03%



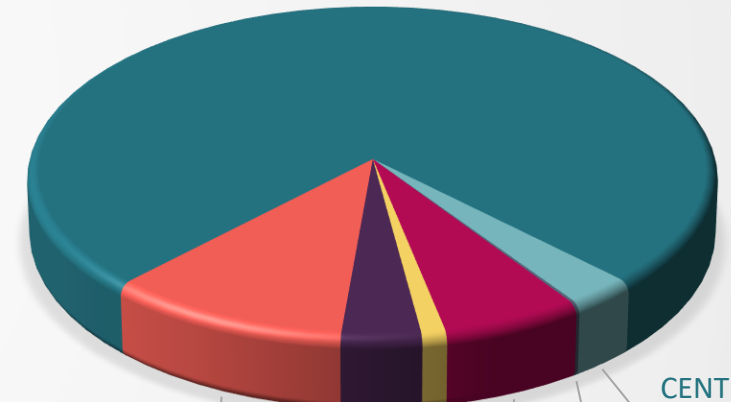
Revenue by fund 2019

Transportation
Trust Fund
72.74%



Revenue by fund 2020

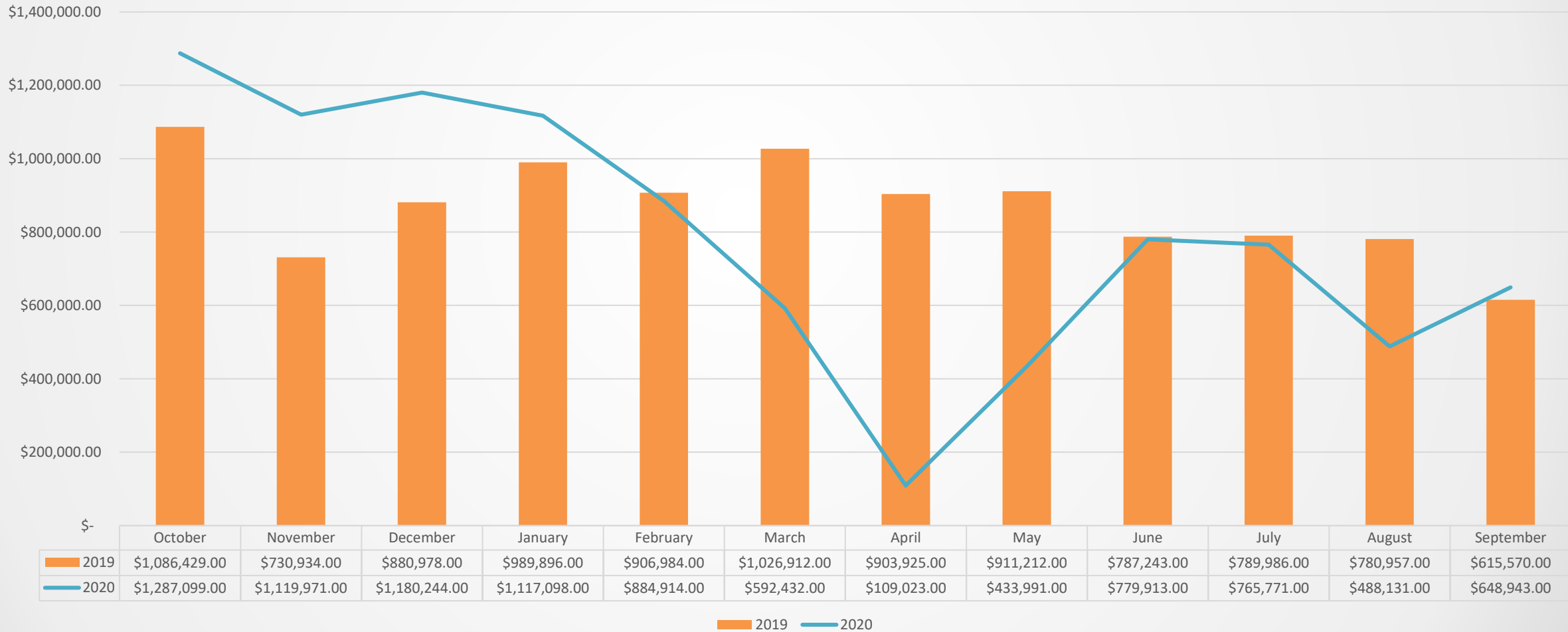
TRANSPORTATION
TRUST FUND
75.28%





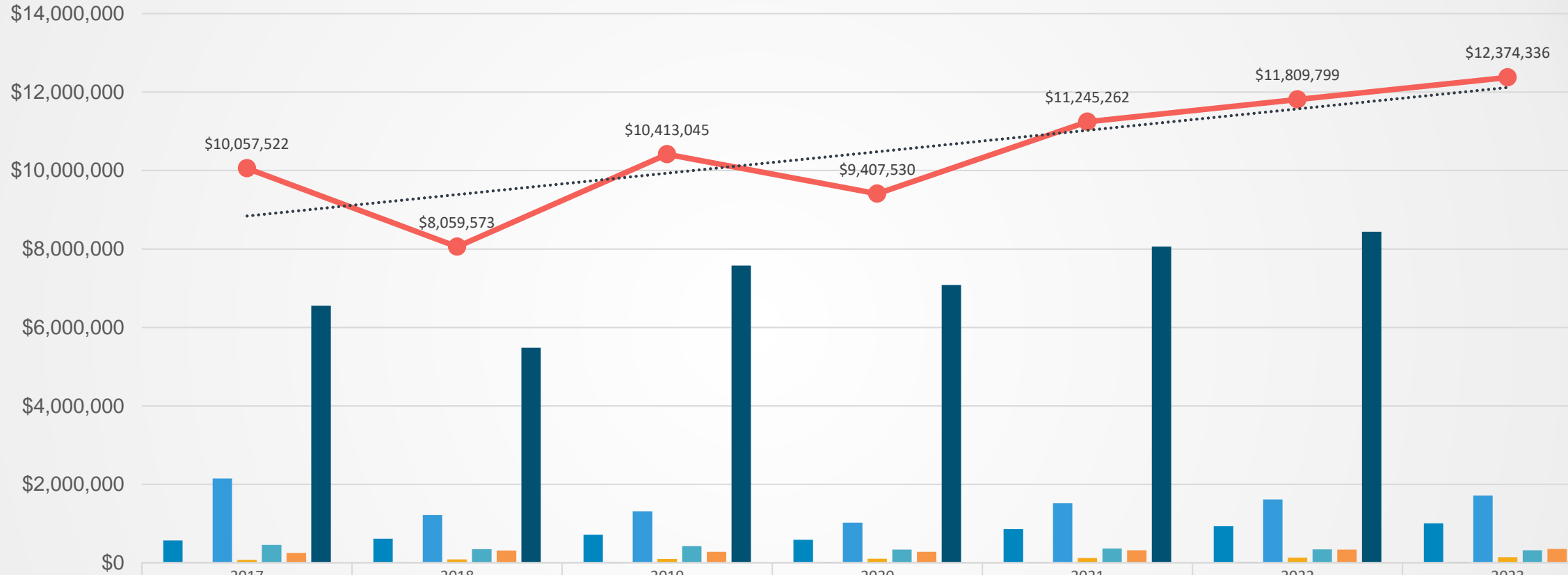
Revenue comparison FY 2019 vs FY 2020

FY 2019 Monthly Revenues vs 2020





Revenue Projection by Fund



	2017	2018	2019	2020	2021	2022	2023
General Fund	\$566,123	\$610,184	\$717,171	\$582,081	\$857,594	\$930,623	\$1,003,652
Certificate of Title	\$11,535	\$9,925	\$15,258	\$14,947	\$17,809	\$19,395	\$20,981
Personalized License Plates	\$2,147,507	\$1,211,624	\$1,312,168	\$1,018,448	\$1,513,256	\$1,613,800	\$1,714,344
Motor Cycle Safety	\$74,115	\$84,826	\$96,500	\$102,011	\$118,722	\$129,877	\$141,031
Peace Officer Training Fund	\$453,622	\$346,374	\$422,561	\$332,990	\$360,527	\$337,724	\$314,920
Centennial Fund	\$248,680	\$313,443	\$275,173	\$275,173	\$319,063	\$336,395	\$353,726
Transportation Trust Fund	\$6,555,940	\$5,483,197	\$7,574,214	\$7,081,880	\$8,058,290	\$8,441,986	\$8,825,681
Total	\$10,057,522	\$8,059,573	\$10,413,045	\$9,407,530	\$11,245,262	\$11,809,799	\$12,374,336



Next Steps

1

Point of Sale-2020

2

**Online Disability
Placards-2020**

3

**GVI Self Service
Vehicle Registration
Renewal-2020**

4

**Online Drivers
License-2021**

5

**Online ID Cards-
2021**

6

**State to State
Drivers License
Verification-2021**

7


**Electronic Insurance
Verification-2020-
2021**

8

**National Motor Vehicle
Information Titling
System(NMVITIS)2021
-2022**

9

Dealer Track-2022



**On behalf of the Staff and
Management of the BMV we thank
you for your support, we look forward
to working with you in FY 2021**