



THE UNITED STATES VIRGIN ISLANDS

OFFICE OF THE GOVERNOR
GOVERNMENT HOUSE

Charlotte Amalie, V.I. 00802
340-774-0001

May 27, 2016

Honorable Neville James
Senate President
31st Legislature of the U.S. Virgin Islands
Capitol Building
St. Thomas, VI 00802

Dear Senate President James:

I am pleased to submit to you the proposed *Executive Budget for Fiscal Year 2017* for the Government of the Virgin Islands of the United States (“Government”). When my Administration took office in January 2015, we were confronted with a budget deficit of approximately \$133.0 million for Fiscal Year 2015 – this amount ultimately grew to \$144.0 million. We implemented expenditure reductions in departments and agencies, solved our financial impasse with Hess Oil/HOVENSA, settled long standing obligations with taxpayers, creditors, vendors and our public employees and introduced other fiscal measures to reduce this structural deficit. Given our fiscal discipline and fiscal prudence, we now can state that the FY 2017 structural budget deficit will be \$110.0 million which is a reduction of \$34.0 million or 24.7 percent less than 2015.

The FY 2017 Budget proposed by my Administration will be structured to lay a foundation for a future in which annual budget deficits are not the norm. Thus, shaped by our five-year economic development plan, our continued thrust will be to implement plans to reduce the anticipated 2017 deficit, with the proviso that by 2020, we should have a balanced budget where revenues are equal to expenditures.

The Fiscal Year 2017 Executive Budget submission proposes a financial plan of \$1.35 billion in expenditures and debt service cost. The budget is comprised of \$1.16 billion (86%+/-) of local funds, and \$193.5 million or (14%+/-) of Federal Grant funding.

Many of us are aware of the effects that the global recession, the high cost of electricity in the territory, and the closure of the HOVENSA refinery had on our lives. For many years we have used the negative effects of the economic downturn as our excuse as to why our citizens’ quality of life was deteriorating and why government could not do its job as well as meet its

obligations. Many of our political leaders, even today, take great comfort in telling our citizens that things are bad and that it is someone else's fault so citizens just have to hold on and wait for a better day.

Well, my Administration says no more. Let's stop making excuses and let us all agree to make some tough decisions and most importantly, get to work. My Administration will lead this charge. The budget as submitted to you today is about work. It provides additional resources to our departments and agencies so our employees can better serve our community. This budget acknowledges the hard work and valued importance of the third sector of our community; our not-for-profit sector. This sector provides many important services and takes care of vital social responsibilities that are inappropriate for the private sector and most inefficient in the public sector. In the proposed FY 2017 budget, we have increased in almost every category our contributions and grants to the not-for-profit community. We have placed more emphasis and provided more support to programs and activities that support and nurture our children. We have increased support for programs and intervention services to aid families in crisis, target domestic violence and give help to those suffering with substance abuse. We are expanding our services and support for our senior citizens and expect in this budget to open more centers and provide additional services.

In this budget, we also acknowledge government's responsibility to provide services and support systems to effectively deal with our ever growing population of stray and/or abused animals.

In this message, I could spend a great deal of time detailing how many thousands of jobs we have lost; how many businesses have closed; and how many of our citizens have relocated to the mainland seeking a better life. But those days are receding.

In this message, we want to note the 590 new employees we hired in the last half of FY 2015. We want to pay attention to the 876 vacant and funded positions we are attempting to fill in our current budget and the 885 new positions now included in my FY 2017 proposal¹.

In this message, I want to reaffirm to public employees that the salary increases you are receiving are sustainable; to taxpayers that paying your income tax refunds timely is vital to our economic recovery and reduces the cost of government; and to private sector employees a re-affirmation of our enactment in the increase of the minimum wage.

In this message, I ask each Member of the Legislature to assist my Administration and the people of St. Croix grow the economy of the big island. Let us seize the opportunities before us by making critical decisions in a timely manner. Change is required in order to save what is left of St. Croix's tourism industry. The island needs a set of at least three luxury, full-service

¹ A combination of unfilled vacant funded positions of the FY 2016 budget and new positions proposed in the FY 2017 budget

resorts that will generate synergy on the island and enough base visitation [accommodations] to support flights².

We are at a stage on St. Croix, when no one can miss the increased visitor traffic to the island. We are aware that hotels and condo rentals are boasting occupancy rates exceeding 75%, even with higher rental costs per stay. We are pleased that major airlines are announcing new routes and additional flights to the island. The Department of Tourism led by Commissioner Doty is capturing new and expanding air routes to the territory and to St. Croix. This upward thrust in the tourism sector is the foundation for a growth momentum in the economy.

So, here is my fourth request to the Legislature to act on my proposal to reprogram \$1 million previously earmarked for the HOVENSA litigation so we can develop, identify a brand, work to finance and build a full service luxury resort on St. Croix.

I do not understand why I am having such difficulty with Senators from the District of St. Croix in moving this project forward. Building an upper upscale hotel of at least 250 rooms and the ancillary facilities will create hundreds of new jobs, drive construction activity and generate a synergy for other private sector tourism related investment on the island. The reality is, St. Croix needs the rooms.

In this message, I want to focus on our proposal to restructure our debt, to take advantage of lower interest rates, to fund new capital projects and to reduce our debt service cost by more than \$50 million each year.

The restructuring of our debt can, on average, reduce our cost of funds from 5.25% to 3.98%. With this budget, I am submitting a request to fund \$300 million in capital projects and investment in our infrastructure.

The capital projects will reach a broad swath of the economy. It will address a number of obligations under various consent decrees including our landfills, prisons and police department. This budget will address the cost of maintenance and restoration of a number of public schools, including the shuttered Elena Christian Jr. High, the Evelyn Williams and Joseph Gomez Elementary Schools. In addition, we have identified local land to construct the new K-8 grade school on the island of St. John. Accordingly, I am requesting \$32 million to construct the new school.

Our capital budget will fund the International Multipurpose Sports Complex at UVI on St. Croix, the revitalization of the Hospital Ground Community, Lionel Roberts Stadium and Winston Raymo Recreation Center on St. Thomas. We will host a community charrette in Christiansted for improvements to the Susana Santana Ocasio Park at Altona Lagoon and Cramer's Park and we are requesting funds for the construction of the emergency operation

² Destination Study, St. Croix, US Virgin Islands, HVS International, April 8, 2016

facilities for VITEMA/911 call center at Herman Hill and the offices of the Department of Justice in Estate Orange Grove.

This cross-section of the capital expenditure budget is part of our plan to stimulate the territory's economy by improving and investing in our infrastructure. In short, we want to circulate money to create jobs and produce an improved infrastructure that will attract investments in the private sector to grow our economy. We believe this is important to add momentum to our economic recovery.

Soon we will see active construction of the new 150 room Embassy Suites hotel at Mahogany Run on St. Thomas. We have also pledged our support to working with the owners of the Sugar Bay Hotel to revitalize and re-brand this property. I depart in a few days on a trade mission to China to work with Sinopec on additional investment and expansion of the use of the Limetree Bay Facility.

Recent data from the Virgin Islands Department of Labor and by the Bureau of Economic Research (BER) indicate improvement in territorial employment and growth in the private sector. Support of this data is measured by an increase in tax collections across critical areas as reported by the Virgin Islands Bureau of Internal Revenue.

As a Government, we know that we need to work to end duplication of services, and simultaneously improve governmental operations and services. I admit that I am disappointed at the slow pace we are moving to shift many public services and administrative functions of government to the digital divide. We will do more in this area to maximize our benefits from viNGN.

The drive of our fiscal recovery and sustainability strategy is we invest in our infrastructure and grow our economy, while we pursue tax revenues owed to our government.

The Bureau of Internal Revenue has implemented a high priority initiative to increase its tax collection on delinquent accounts. The Bureau continues to hire new Revenue Agents, Revenue Officers and Tax Collectors with the expressed purpose of aggressively pursuing delinquent taxpayers. These personnel, new training of staff, and technological surveillance are expected to generate an additional \$25 million in Fiscal Year 2017.

In addition, the Bureau has hired new Excise Tax Officers who are working a six-day work week to collect excise taxes on goods that arrive on weekends and have escaped excise tax payment in the past.

Collecting taxes owed and collecting taxes which are due are not the primary path to fiscal recovery; growing our economy is. This will continue to be the principal focus of my Administration.

As I said in January during my State of the Territory address; we are, and will remain open for businesses that have sound business plans and businesses which will bring investment capital to the table.

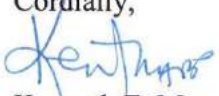
I must ask my friends at the Legislature to resist the temptation to divert funds away from the general funds to support other initiatives. When we do this, both of us must struggle to find resources to provide critical government services to the community.

We will continue to leverage the federal funds available to us and find strategic ways to stretch our local dollars thereby easing the fiscal stress on the local budget. In 2017, we will continue our aggressive campaign to acquire and spend federal funds.

I am pleased to advise the Senate that we have executed a contract with Mercer, a consulting company to complete the analysis and comparisons on the effective strategies of restoring public pension programs, which are facing financial insolvency. It is my plan to forward to the Senate this fiscal year a comprehensive strategy to restore the financial health of the Government Employees Retirement System. Again, I ask that Members of the Senate refrain from diverting funds from the General Fund to the GERS on an ad hoc basis to rescue the GERS, because this strategy will not save the system.

With this second budget, we have positioned the Territory to provide adequate funding to all departments and agencies. But, we are mindful of the significant structural and fiscal overhang in our annual operating deficits.

As you consider this budget for Fiscal Year 2017, I want you to know that I remain committed to working with the Legislature to implement vital changes to expand the economy through sound financial stability, and a sound plan for economic viability. As we move into the future, let us continue to pursue our joint desire of making our home and economy a marquee example of a cohesive approach to cooperation and development. Let us forge ahead and not stand and complain, for in forging ahead we will be able to turn obstacles into opportunities for the wonderful people of the US Virgin Islands.

Cordially,

Kenneth E. Mapp
Governor



**GOVERNMENT OF
THE UNITED STATES VIRGIN ISLANDS**

---O---

THE OFFICE OF MANAGEMENT AND BUDGET

No. 5041 NORRE GADE
EMANCIPATION GARDEN STATION, 2ND FLOOR
ST. THOMAS, VI 00802

Tel: 340-774-0750
Fax: 340-776-0069

May 27, 2016

Dear Governor Mapp:

I hereby submit the FY 2017 Executive Budget for the Government of the Virgin Islands for your consideration and submittal to the 31st Legislature of the U.S. Virgin Islands, pursuant to Title 2, Chapter 2, Section 24 of the Virgin Islands Code.

This budget occupies an area within the triangle framed by: the current condition and near-term outlook of the VI economy; the spending constraints required by the structural fiscal imbalance in the General Fund; and the urgent need to begin to address critical deficiencies in basic services that the community expects from its government. Embodying the theme “Creating Opportunities, Building Hope”, the proposed FY 2017 spending plan aggregates to \$1.35 billion; \$1.16 billion from local funds and \$193.5 million from Federal grants funding.

Economic Review and Outlook

The Virgin Islands Bureau of Economic Research (BER) reports that the contraction of the Virgin Islands economy, which was triggered by the global recession of 2008 and perpetuated by the closure of the HOVENSA refinery in 2012, has continued; but at a much slower rate. During the slide period, 2007- 2015 the Virgin Islands economy, as measured by real GDP adjusted for inflation, contracted by -1.69% and lost 8,000 jobs – primarily well-paying jobs in the manufacturing, construction and industrial sectors.

Recent economic indicators show mixed results. For the first two quarters of the current fiscal year, hotel room tax collections were up by 17% and trade and excise tax revenues were up 8%. On the other hand, collection from individual income, corporate income and gross receipts taxes were down, by 1.7%, 25.5% and 1.5%, respectively. Nonagricultural jobs declined, albeit minimally (less than 1%) however, employment in the tourism and hospitality sector held steady. Air visitor arrivals were up 1.4%, while cruise passenger arrivals were down 3.9%. The number of homes sold remained unchanged, but the average sale price decreased; except that average condominium sales prices increased by 6.5%.

The economy is expected to benefit, in the near term, from several significant multi-million dollar public sector projects, which are already funded and shovel-ready. These include: two multi-purpose sports and recreation complexes on St. Croix, \$60.0 million of road development projects on St. Croix; and \$40.0 million waterfront road development on St. Thomas.

The VI economy is likely to get an additional lift from a steadily rising US economy. The BER summarizes the near term outlook as follows: “Fiscal and employment challenges will persist in 2017. The tourism sector is expected to continue to improve due to strong marketing by the Department of Tourism. The losses of jobs in various sectors may linger in 2017, but the many public sector initiatives will mitigate any significant job loss. **Growth, therefore, may continue to remain slow and uneven at about 1% to 2%.**”

Budget Overview

The grand total FY 2017 Budget of the Government of the U.S. Virgin Islands (the “FY2017 Budget”) is \$1.35 billion in current year expenditure and debt service. This is funded from \$1.16 billion of local Funds and \$193.5 million from Federal grant Funds. The local Funds portion is composed of expenditure and debt service totaling \$844.9 million from the General Fund, \$112.8

FY 2017 Budget Message
 Director, Office of Management and Budget
 May 27, 2016

million from Other Local Funds and \$203.4 million from Funds not subject to annual appropriations³.

Table 1: FY2017 Revenue & Expense Budget Basis

(In \$Millions)	Gen. Fund Operation	Gen. Fund Debt Svce	Other Local	Non Approp	All Local Funds	Federal Grants	Grand Total
Revenues -Base Estimate	777.8	68.5	112.8	203.4	1,162.5	193.5	1,356.0
New Initiatives	0	0			0		0
Total Revenue & Grants	777.8	68.5	112.8	203.4	1,162.5	193.5	1,356.0
Expenditure & Debt Service	-776.4	-68.5	-112.8	-203.4	-1,161.1	-193.5	-1,354.6
Revenue Excess (Deficiency)	1.4	0.0	0.0	0.0	1.4	0	1.4
Inter Fund Transfer, net	45.0	0.0	-45.0	0.0	0.0	0	0.0

The \$844.9 million General Fund expenditure budget – the main operating budget of the GVI – includes proposed expenditure of \$715.5 million for Executive departments and agencies, \$60.9 million for the Legislature and the Judiciary combined, and \$68.5 million for long term (Gross Receipt Tax Bonds) debt service.

Revenue Estimates

The FY 2017 revenue estimates, on which the budget is based, assume some increase in direct and indirect taxes from a combination of increased employment in the industrial and government sectors, expiring EDC tax benefits, and more aggressive collections by a strengthened IRB staff. The General Fund will also benefit from proposed legislation accompanying the Budget, which will redirect resources that are currently being siphoned off to other Funds.

FY2017 General Fund revenues and transfers, net of \$60.0 million set aside for tax refunds and credits, and \$68.5 million set aside for debt service on Gross Receipts Tax Bonds, are estimated

³ These include the following Funds: Tourism Revolving, Indirect Cost, Union Arbitration, Government Insurance, PSC Revolving, Government Insurance, Business & Commercial Properties, St. John CIP, Anti-Litter & Beautification, Sewer, Health Revolving and the Territorial Park.

at \$667.8 million. This total is composed of \$425.8 million from net direct taxes,⁴ \$152.0 million from indirect taxes,⁵ and \$90.0 million from other revenues and transfers. The *direct tax* component is composed as follows: \$351.5 million from individual income taxes, \$74.3 million from corporate income taxes and \$60 million from real property taxes, for a gross amount of \$485.8 million. The net amount available, after offsetting \$60.0 million for tax refunds and credits, is \$425.8 million.

The *indirect tax* component is composed as follows: \$24.9 million from trade and excise taxes, \$184.2 million from gross receipts taxes and \$11.5 million from other taxes; for a gross amount of \$220.6 million. A mandatory set aside of \$68.5 million for Gross Receipts Bonds debt service leaves a net available amount of \$152.0 million.

The *other revenues and transfers* component consists of: \$33.9 million from various duties, fees and charges, \$45.0 million in net transfers from other local Funds, and \$11.7 million from miscellaneous other sources. The primary transfers are from: the Matching Fund \$8.5 million; the Transportation Trust Fund \$15.8 million and the Insurance Guaranty Fund \$12.0 million.

The structural imbalance in the General Fund, persists in Fiscal Year 2017. The estimated net revenues available from these sources are insufficient, by \$110 million, to cover the estimated expenditure required to pay for government operations in the fiscal year. This difference is to be made up by proposed *debt financing and restructuring*, as follows: \$55.0 million in budgetary savings resulting from a proposed long term debt restructuring and \$55.0 million from working capital financing.

With respect to the debt restructuring, financial analysis indicates that an opportunity exists, in today's municipal bond market environment, to restructure outstanding Matching Fund and Gross Receipts Tax Bonds to produce aggregate *budgetary*⁶ savings of approximately \$220.0 million through Fiscal Year 2020; an annual average of \$55.0 million. The reduction in debt

⁴ Individual and corporate income and property taxes.

⁵ Primarily gross-receipts and taxes

⁶ As distinct from present value savings, budgetary savings lower annual debt service payments by, in effect, extending the loans maturities.

service obligation will allow for increased transfers of Matching Fund cover over receipts and Gross Receipts Tax receipts to the General Fund.

Expenditure Estimates

General Fund

The FY2017 expenditure budget reflects the constraints imposed by the revenue estimates. Accordingly, in the aggregate, amounts budgeted are minimally above recent levels. Accordingly, the total FY 2017 General Fund expenditure budget, excluding \$68.5 million for long term debt service, is estimated at \$776.4 million. This total is \$25.9 million or 3.5% more than the current level of FY 2016 appropriations. Approximately \$715.5 million is allocated to the Executive Branch and \$60.9 million is allocated to the Legislative and Judicial Branches combined.

The Executive Branch amount is composed as follows: \$427.3 million (59.7%) for personnel services cost (salaries, employee benefits and payroll taxes); \$155.6 million (21.7%) for supplies, services and charges; \$26.0 million (3.6%) for utilities cost; \$2.0 million in routine capital additions; \$104.6 million (14.6%) for contributions to semi-autonomous agencies, boards and commissions. The semi-autonomous agencies include the University of the Virgin Islands, VI Waste Management Authority and both district hospitals. Other entities funded under the Executive Branch include the Election System (including the Board), the VI Inspector General and the Board of Education (including Career and Technical), PERB and the Labor Management Council.

In addition to fully funding the salary increases recently granted to GVI employees, the Budget funds approximately 885 vacant and new positions, including: 134 positions to the Department of Education, of which 79 are for elementary and secondary education teachers; 191 positions to the VI Police Department and the Bureau of Corrections combined, including 31 correction

officers and 80 police officers; 215 positions for the Departments of Health and Human Services combined; and 74 positions to the Department of Public Works.. Other noteworthy inclusions are as follows:

- \$1.9 million to the University of the Virgin Islands mostly to fund faculty salary increases;
- \$1.0 million to Bureau of Corrections for off-island inmate housing;
- \$6.0 million for local match for Federal MAP funding;
- \$2.7 million to the Department of Health for Court-ordered placement of patients at off-island behavioral health facilities.
- \$37.4 million for contribution to retirees Health Insurance; and,
- \$7.6 million for insurance for Government buildings and properties.

Other (Appropriated) Local Funds

In addition to the General Fund, there is a total of \$112.8 million budgeted from *Other Local Funds*. The source of funding is a collection of about a dozen special purpose Funds⁷ established by the Legislature. In summary, the budgeted uses are as follows: \$86.5 million in debt service for Matching Fund Bonds; \$29.2 million in appropriations to the several agencies responsible for carrying out the purposes for which the Funds were established; and \$42.0 million transferred to the General Fund.

Other (Non-Appropriated) Local Funds

In addition to appropriated amounts, some GVI departments and agencies (including semi-autonomous agencies) are expected to have access to an estimated \$203.4 million in local government revenues that are not subject to annual appropriations. For the most part, the sources of revenues for this *Non-Appropriated* expenditure are primarily fees and charges for business activity services provided by governmental entities⁸.

The Schneider Regional Medical Center and the Governor Juan F. Luis Hospital & Medical Center together will have access to \$138.4 million (68%) of the total, from fees and charges for

⁷ See Footnote 3.

⁸ The notable exceptions are the revenues deposited in the Insurance Guaranty Fund and Tourism Revolving Fund. These revenues are generated from taxes: the Insurance Premium Tax and the Hotel Occupancy Tax, respectively.

medical care they provide. The two other significant amounts in this category are: \$12.0 million available to the Department of Finance from the V.I. Insurance Guaranty Fund; and \$24.0 million available to the Department of Tourism from the Tourism Advertising Revolving Fund. Each Fund is to be administered for the purposes for which it was established. The balance of \$29.0 million is spread among Funds in different agencies.

Federal Funds

In addition to local funds, the FY 2017 Budget is supplemented by \$193.5 million in ***Federal grants funding***. This amount compares to \$210.0 million in FY 2016 and \$181.8 million in FY 2015. Four VI Government departments are expected to receive \$145.6 million (75.2%) of these grant funds, as follows: the Department of Human Services \$68.7 million; the Department of Education \$38.1 million; the Department of Health \$19.2 million; and the Department of Public Works \$19.6 million.

Federal grants to the Department of Human Services are intended to fund the following major programs: State Administrative Matching Grants for the Supplemental Nutrition Assistance Program, Rehabilitation Services-Vocational Rehabilitation Grants to States, Temporary Assistance for Needy Families (TANF), the Head Start Program and Medical Assistance Program.

Grants to the Department of Education are intended to fund the following major programs: National School Lunch Program, Consolidated Grant to the Outlying Areas and Special Education Grant.

Major programs grant funded under the Department of Health are: Special Supplemental Nutrition Program for Women, Infants and Children (WIC), Hospital Preparedness and Public Health Emergency Preparedness Aligned Cooperative Agreement, and Immunization Cooperative Agreements Project.

Major programs grant funded under the Department of Public Works are: Economic, Social and Political Development of the Territories, and Highway Planning and Construction Projects.

FY 2017 Budget Message
Director, Office of Management and Budget
May 27, 2016

Conclusion

Within the context of our challenged economic and fiscal realities, the FY 2017 Executive Budget begins to address some of the major service-level deficiencies, particularly in the areas of workforce compensation, education, health (especially mental health), and safety. As such it represents an effort to create opportunities and build hope in our community.

Respectfully,



Nellon L. Bowry

Director, Office of Management and Budget

TABLE OF CONTENTS

Demographics.....	20
Economic Overview	29
Legislative Branch	33
Judicial Branch	34
Executive Branch	36

SUMMARIES

Annual Budget Process	38
Revenue Overview.....	42
Summary of Appropriation Request by Activities and Funds	45
Schedule of Department by Budget Category	46
Federal Grants Budget Category	48
Federal Grants Summary	50
Expenditure Report.....	54
Combined Statement Revenues and Expenditures	62
Staffing	64
Capital Improvement Project.....	69
Schedule of Principal and Interest on Long Term Debt	71
Fund Balances.....	76

THE APPROPRIATION BILLS

Executive Budget Bill.....	104
Anti-Litter and Beautification Fund.....	107
Virgin Islands Board of Education	108
Bureau of Motor Vehicles Fund	109

Business and Commercial Properties Revolving Fund	110
Caribbean Basin Initiative Fund	111
Community Facilities Trust Fund	112
Election System of the Virgin Islands	113
Government Insurance Fund	114
Health Revolving Fund	115
Hospital and Facilities Corporation – Schneider Regional Medical Center and Governor Juan F. Luis Hospital and Medical Center	116
Indirect Cost Fund.....	117
Interest Earned On Debt Services Reserves	118
Interest Revenue Fund.....	119
Internal Revenue Matching Fund.....	120
Public Services Commission	121
St. Croix Capital Improvement Fund	122
St. John Capital Improvement Fund	123
Sewage System Fund	124
Tourism Advertising Revolving Fund-Contribution to the General Fund	125
Tourism Advertising Revolving Fund.....	126
Transportation Trust Fund	127
Public Employees Relations Board and Labor Management	128
Union Arbitration Award – Contribution to the General Fund	129
University of the Virgin Islands	130
Virgin Islands Career and Technical Board	133
Virgin Islands Office of the Inspector General.....	134
Virgin Islands Taxicab Commission.....	135
Virgin Islands Waste Management Authority.....	136

ENABLING LEGISLATION

Repeal of 33 VIC 3002a and 30 VIC 105(12) in Their Entirety	138
Repeal of Act No. 7261	139
Emergency Services Fund	140
Fuel Tax Collection and Establishing the Energy Usage Surcharge	141
Casino Control Commission Membership Statute	142
Housing for the Governors of the Virgin Islands of the United States	143

BUDGET COMPONENTS

GENERAL GOVERNMENT

Department of Justice.....	151
Office of the Governor	160
Office of Management and Budget.....	164
Division of Personnel	168
Office of Collective Bargaining	170
Virgin Islands Territorial Emergency Management Agency	174
Bureau of Information Technology	180
Virgin Islands Energy Office	184
Office of the Adjutant General.....	188
Office of Veterans Affairs.....	193
Office of the Lieutenant Governor	196
Bureau of Internal Revenue	204
Bureau of Motor Vehicles	210
Department of Labor	217
Department of Licensing and Consumer Affairs.....	228
Virgin Islands Public Services Commission	234

Virgin Islands Taxicab Commission.....	236
Department of Finance	239
Department of Property and Procurement.....	252
Department of Agriculture.....	261
PUBLIC SAFETY	
Bureau of Corrections.....	271
Virgin Islands Fire Service	276
Virgin Islands Police Department	282
Law Enforcement Planning Commission	291
Department of Planning and Natural Resources	295
EDUCATION	
Department of Education	311
HEALTH AND HUMAN SERVICES	
Department of Health.....	336
Department of Human Services.....	358
TRANSPORTATION, FACILITIES AND COMMUNICATION	
Department of Public Works.....	380
CULTURE AND RECREATION	
Department of Sports, Parks, and Recreation	395
Department of Tourism	402

OTHER

Miscellaneous408

AUTONOMOUS AND SEMI-AUTONOMOUS AGENCIES

Autonomous and Semi-Autonomous Agencies424

GLOSSARIES

Description of Federal Grants Acronyms.....435

Description of Funds439

Glossary451

DEMOGRAPHICS

Virgin Islands of the United States Demographics and Economy

Geography and History

The Virgin Islands of the United States otherwise known as the U.S. Virgin Islands are located in the turquoise seas of the Caribbean, approximately sixty (60) miles east of Puerto Rico and one thousand seventy-five (1,075) miles south of Miami, Florida. Comprised of 68 islands, the Virgin Islands of the United States are an unincorporated Territory of the United States, however, three (3) main islands, St. Thomas, St. Croix, and St. John are the most significant. Water Island, which is geographically located within the boundaries of the St. Thomas-St. John District, is commonly referred to as the fourth Virgin Island. The Territory is more than one hundred and thirty-three (133.6) square miles and is almost twice the size of Washington, D.C. with territorial waters that stretch over six hundred and three (603.9) square miles into the Atlantic Ocean. The Virgin Islands of the United States are renowned for its white sandy beaches with Magens Bay on the island of St. Thomas and Trunk Bay on the island of St. John, considered among the ten (10) most beautiful beaches in the world ("Popular Trip Ideas and Beach Guide," Travel Channel).

The city of Charlotte Amalie on the island of St. Thomas is the capital of the U.S. Virgin Islands. St. Thomas, historically mercantile, is a cosmopolitan island; yet it retains distinctive characteristics of a European settlement manifested in the architecture of its historic district. St. Thomas is a favorite stop for cruise ship passengers who take advantage of the duty-free shopping for which the island is known. The islands of St. Thomas and St. John are mountainous and volcanic in origin with the highest point being St. Thomas' Crown Mountain at one thousand five hundred and fifty-six (1,556) feet or four hundred and thirty-five (435.86) meters above sea level.

The largest island, St Croix, forty three (43.74) miles south of St. Thomas, is less mountainous and boasts two cities: Christiansted on its eastern end and Frederiksted on the western end. This tropical island is three (3) times the size of nearby St. Thomas and possesses a uniquely diverse terrain. A lush rain forest in the western mountains and undulating hills in the interior are in stark contrast to the spiny, desert vegetation and dry, rocky, red cliffs found on the eastern end. Christiansted was once the capital of the Danish West Indies and is presently designated a National Historic Site. St. Croix's Point Udall remains the most eastern point of the United States.

St. John, just three (3) miles east of St. Thomas, is home to a National Park on seven thousand two hundred (7,200) acres of land; of which five thousand six hundred (5,600) were gifted to the National Park Service by Laurence Rockefeller in 1956. Though it is the smallest of the three (3) U.S. Virgin Islands, St. John's natural landscape is perhaps the least spoiled of all frequently visited Caribbean islands. In 1962, the United States Congress expanded the boundary of the Park to include five thousand six hundred and fifty (5,650) acres of submerged lands as a way to protect and preserve the beautiful coral gardens and seascapes. In January 2001, through Presidential Proclamation, the Virgin Islands Coral Reef National Monument was established. It is a three (3) mile belt of submerged land off the island of St. John that supports a diverse and complex system of coral reefs and other ecosystems such as shoreline mangrove forests and sea grass beds that adjoin the already existing 5,650 acres established in 1962. In addition to St. John, the National Park Service manages both historical and marine treasures on St. Croix's Buck Island and on Hassel Island off St. Thomas. Salt River, Columbus' landing site on St. Croix, is the only co-managed park in the United States with management being shared by the Virgin Islands Territorial Government and The National Park Service.

Water Island is four hundred and ninety-one (491.5) acres or almost two square kilometers (1.989 km²), a half mile south of the harbor of Charlotte Amalie. During World War II, the island served as a military installation and on December 12, 1996, the Department of Interior transferred Water Island to the Government of the U.S. Virgin Islands.

In the early 1600s many countries took interest in the Caribbean and in what they termed "The Virgins". Holland, France, England, Spain, Denmark, and the Knights of Malta all sought colonies. Spain invaded the neighbouring island of Puerto Rico and colonized there. England and Holland colonized and jointly inhabited St. Croix in the 1620s. However, the French quickly moved in, removed the Spanish, and took over St. Croix, which remained a French colony until 1733. Despite successive colonial claims to the islands, the Danes emerged as the dominant colonial power and colonized all three (3) islands within a century: St. Thomas in 1672, St. John in 1717, and St. Croix in 1733.

Chattel slavery was the dominant means of labor in the Danish West Indies (1682-1848), and West Africans were the major ethnic group chosen for slavery. In 1685, the Danish government signed a treaty with the Dutch and Danes of Brandenburg. This treaty allowed the Brandenburg American Company to establish a slave-trading post on St. Thomas. Early governors promoted St. Thomas as a haven for pirates, aware that commerce of all kinds would benefit the economy of the island. St. Croix and St. John, on the other hand, pursued agricultural development; sugarcane, cotton, indigo, and rum became the chief exports of the plantations' economies. St. Croix soon became one of the largest exporters of sugarcane in the world prior to the discovery of the sugar beet; a period of prosperity commonly known as the "Golden Age" of St. Croix.

The West Africans' constant resistance to slavery, combined with the Danish colony's adoption of harsh slave codes, resulted in the first successful slave insurrection in the New World on St. John in 1733. On the island of St. Croix however, slavery flourished and by 1803 there were well over twenty-six thousand (26,000) enslaved Africans involved in planting and processing sugarcane. As slave revolts became more frequent, Denmark was forced to develop a 12-year plan to dissolve slavery. Unyielding in their insistence on freedom, enslaved Africans on St. Croix, led by Moses "Buddhoe" Gottlieb, revolted on July 3, 1848, forcing Governor Peter von Scholten to issue the Emancipation Proclamation declaring all people in the Danish West Indies "from that day free."

After emancipation, another repressive system of exploitation was introduced which matched the prior servitude of the slave economy. In 1849, the Danish Government created the 1849 Labor Act which instituted a policy of contracts for the freed laborers in order to retain control over them. The Danes also instituted a practice of importing immigrants to make up for worker shortfalls. These contracts were entered into on an annual basis on October 1 (Contract Day) of each year. The contract provided that laborers, who were earning meager wages, should give a full year's work to the estate on which they lived and could not quit without a pass from the estate owner. After 30 years of harsh and unfair conditions, a labor insurrection erupted in Frederiksted, St. Croix. The first revolt against the Labor Act was October 1, 1878, remembered today as Contract Day.

"The Fireburn" was an uprising of former slaves who, 30 years after emancipation, were systematically barred from leaving the island and were bound to plantations where they endured poor working conditions and egregious injustices. Over fifty (50) estates and half the town of Frederiksted went up in flames as a result of the revolt. Groups of protestors torched the town and plantations as they made their way eastward toward Christiansted. The revolt was championed by female protagonists; three of whom were known as "Queen Mary," "Queen Agnes" and "Queen Mathilda." After "The Fireburn", the Labor Acts were removed.



The Three Queens of the 1878 Revolt,
"The Fireburn"

Due to Danish strategic needs and U.S. geopolitics, negotiations to sell the Danish West Indies to the United States began in 1867. The emergence of Germany as a major power with capacities for submarine warfare crippled international trade during World War I. The fear of Germany's seizing the Danish West Indies and establishing a submarine base in the Western Hemisphere drove the United States to acquire the islands. After several decades of negotiations, on March 31, 1917 the Danish West Indies were officially sold and transferred to the United States for twenty-five million dollars (\$25,000,000) in gold. After the formal transfer, the United States Government changed the name of the islands to the Virgin Islands of the United States, making them an offshore territory. Over the next ten years Virgin Islanders appealed and agitated for U.S. citizenship which was finally granted to residents in 1927.

Government

The U.S. Virgin Islands is an organized, unincorporated Territory of the United States and a part of the United Nations list of Non-Self-Governing Territories. The Organic Act of 1936 and the Revised Organic Act of 1954 created the contemporary political system and unicameral legislature was organized to unify the Territory after the Revised Organic Act of 1954. In 1968, the Elective Governor's Act provided for the Territory's voters to select their chief executives and in 1970, Dr. Melvin H. Evans became the first elected governor. In 1968, the position of Delegate to Congress for the Virgin Islands was approved, and in 1970 Ron de Lugo became the Virgin Islands' first Delegate to Congress. In 1982 the Judicial Branch was given more power to gradually create its own territorial court system.

The Organic Act of 1936 allowed for the creation of the Government of the Virgin Islands that was tasked with providing services and creating employment for the Territory's citizens. The Revised Organic Act of 1954, passed by the U.S. Congress and administered by the Office of Insular Affairs, U.S. Department of Interior, established the present three branches of government: Legislative, Judicial, and Executive.

The Legislative Branch is comprised of a 15-member unicameral body. Seven (7) Senators are elected from each island district of St. Thomas/St. John and St. Croix. The fifteenth (15th) senator, designated as "at-large," must be a resident of St. John. Senators are elected for two-year terms.

The Judicial Branch is comprised of a District Court of the Virgin Islands, a Supreme Court, and a Superior Court. Judges for the Federal District Court are appointed for a period of 10 years. The District Court of the Virgin Islands is technically a local court, created by Congress, and is not an Article Three Court under the U.S. Constitution. The Superior Court is a court of general jurisdiction over most civil, criminal, and family cases. The newly-established Magistrate Division of the Superior Court has jurisdiction over small claims, landlord/tenant issues, traffic, probate and petty criminal matters, and other powers as prescribed by law. The newly-established Supreme Court of the Virgin Islands is responsible for appeals from the Superior Court filed on or after January 29, 2007. Appeals filed prior to that date are heard by the Appellate Division of the District Court. Judges of the District Court of the Virgin Islands are appointed by the President of the United States and confirmed by the U.S. Senate while justices of the Supreme Court of the Virgin Islands and judges of the Superior Court are appointed by the Governor of the Virgin Islands and confirmed by the Virgin Islands Legislature.

The Executive Branch is headed by the Governor and Lieutenant Governor who are elected by popular vote and serve for a period of four (4) years, with a mandated limit of two (2) consecutive terms. The Governor is responsible for the administration of government. He may grant pardons, reprieves, and forfeitures against local laws as well as veto legislation. He retains the powers afforded to Governors throughout the fifty (50) states of the United States.



The Virgin Islands Flag

The flag of the Virgin Islands of the United States, adopted by Executive Order 17 May 1921, displays on a field of white nylon a golden American eagle between the letters V and I, holding in its right talon a sprig of laurel and in its left talon a bundle of three (3) blue arrows which represent the three (3) major islands. The eagle has a shield of the United States on its breast.



The Virgin Islands Seal

The Great Seal of the Government of the Virgin Islands of the United States was adopted by the 18th Legislature in 1990 and became effective January 1, 1991. It was designed by Mitch Davis, a native Virgin Islander and was selected from among 33 other submissions from around the world. In the foreground is the yellow breast, the official bird adopted in 1970, perched on a branch of the yellow cedar, adopted as the official flower in 1934. On the left end of the yellow cedar are three (3) flowers and three (3) seed pods; and, on the right are three (3) leaves of the plant. The three (3) major islands surround the bird and plant. The island with the sugar mill represents St. Croix; St. John is represented by the Annaberg Ruins; and St. Thomas by the Capital Building (the Virgin Islands Legislature) with the US flag flying and the Danneborg flag lowering. A sailboat is in the St. Thomas harbor and the words "United in Pride and Hope" is scrolled at the bottom of the Seal below the drawing of St. Croix.

Climate

The U.S. Virgin Islands enjoys an arid climate, moderated by trade winds with temperatures varying little throughout the year. Typical temperature patterns range from around 91° F in the summer to 86° F in the winter. Rainfall averages about 38 inches per year, with the wettest months from September to November and the driest February and March. Hurricane season lasts from June through the end of November.

Culture

The United States Virgin Islands is among the most culturally diverse, ethnically rich, and artistically vibrant societies in the Caribbean. The islands' history fostered a culturally diverse social order where a fusion of cultures has formed a distinctive society where variations are the accepted standard.

Like most of the English-speaking Caribbean, Virgin Islanders' culture is syncretic; derived mainly from Amerindian, West African, European, Creole, and American influences. Despite two hundred and fifty (250) years of Danish colonization, the dominant language has been English-Creole since the early 19th century, however the Dutch, French, Danes, African, and Spanish all contributed to the islands' cultural diversity. Historic and recent immigration have brought persons from other island nations not limited to: Puerto Rico, the British Virgin Islands, Haiti, the Dominican Republic, St. Lucia, Antigua, St. Kitts/Nevis, Anguilla, Dominica, and Trinidad/Tobago to the

U.S. Virgin Islands. Additionally, persons from the Arab world, India, and China contribute to the cultural mix of the U.S. Virgin Islands.

However, the foundation of Virgin Islands' culture stems strongly from Africans who were imported from West Africa as laborers, agriculturalists, and craftsmen to work in tobacco, indigo, cotton and cane fields, in rum manufacturing, on plantations, and in mercantile and urban industries between the 17th and 19th centuries. These Africans brought with them skills and traditions from across a wide expanse of the African continent, including what is now Nigeria, Senegal, the Congo, Gambia, and Ghana. The amalgamation of cultures created a distinct and unique society, rich in customs, music, dance, arts, language, architecture, and cuisine. The official music of the U.S. Virgin Islands is Quelbe, a synthesis of African, European, and Caribbean musical forms; a mix which reflects social and cultural conditions that existed during the 18th and 19th centuries. Enslaved Africans, denied practice of their own spirituality, language, music, and dance (that neither distance nor time could stifle), ingeniously adapted and integrated aspects of their European colonizers with the spiritual richness of their African culture to produce the unique musical form of Quelbe and other musical genres such as Cariso, which is the improvisation of West African singing styles, balladry, ritual chants, and songs. Twenty-first Century music genres include an opulent blend of soca, reggae, calypso, and zouk.

The annual celebrations of the Crucian Christmas Carnival on St. Croix, the St. John Fourth of July Celebration, and the Virgin Islands Carnival on St. Thomas continue to provide economic stimuli as thousands of visitors pour into the Territory to enjoy the unique culture and personality of each island. The Virgin Islands Carnival officially concludes the tourist season of the Virgin Islands of the United States.

Education

The Virgin Islands Board of Education was established as an independent agency of the Government of the United States Virgin Islands by Act No. 2252. Its duties are to recommend the establishment of public schools, prescribe general regulations and orders, adopt curricula and courses of study, recommend laws and amendments, and recommend appropriations required for the operation of the public schools and the Department of Education. The Board certifies educational professionals, exercises oversight over federal dollars, and manages the Territorial Scholarship Program. The USVI's public education system, administered by the Department of Education, is currently comprised of a State Education Agency (SEA) and two (2) Local Education Agencies (LEAs) for the St. Thomas/St. John District and the St. Croix District. The St. Thomas/St. John District has two (2) high schools, three (3) middle schools and ten (10) elementary schools. The St. Croix District also has ten (10) elementary schools, three (3) middle schools and two (2) high schools.

Health

The Virgin Islands Hospital and Health Facilities Corporation was established to ensure quality, comprehensive health care to residents and visitors. The Schneider Regional Medical Center, the Myrah Keating Smith Community Health Center, and the Charlotte Kimelman Cancer Institute serves the St. Thomas and St. John District. On the island of St. Croix, the Governor Juan F. Luis Hospital and Medical Center provide both basic and critical care to a growing patient population; with services recently expanded to include a Cardiac Center.

The V.I. Department of Health's (DOH) goal is to improve the health status of all Virgin Islands residents and to ensure they receive access to quality health care services. The DOH is responsible for helping each person live a life free from the threat of communicable diseases, tainted food, and dangerous products. To assist with its mission, the DOH regulates health care providers, facilities, and organizations, and manages direct services to patients where appropriate.

The V.I. Department of Health consists of five (5) major divisions: Public Health Services, Health Promotion & Disease Prevention, Health Information Technology, Public Health Preparedness, and the Division of Licensure. The Division of Licensure consists of nine (9) boards which regulate all healthcare professionals in the Territory. As

part of its mandate, the Department is also tasked with operating two (2) community health clinics, one (1) in each district.

Human Services

The Department of Human Services serves as the “state agency” for publicly financed programs that address the needs of the indigent, disabled, elderly, and low-income populations. The department also addresses the needs of the juvenile population through the Foster Care, Child Abuse and Neglect, Juvenile Justice, and Juvenile Delinquency Prevention Programs. Most recently the department was assigned oversight responsibility to end homelessness in the Territory.

The Department of Human Services, through partnership with other government departments, agencies, and other organizations, assists in the rehabilitation of individuals in order to place them in competitive employment to achieve self-sufficiency. As a result of revenue shortfalls and budget constraints in the Territory, the Medical Assistance Program was transferred from the Department of Health to the Department of Human Services to better serve the needs of the citizenry.

Politics

Politics are a driving force for economic and social change in the United States Virgin Islands, which are founded on the principle of elected individuals who represent the people, as opposed to autocracy or direct democracy. Elected representatives are charged with the responsibility of acting in the people’s interest, but not as their proxy.

Virgin Islanders are U.S. citizens who cannot vote in U.S. presidential elections nor exercise a representative vote in Congress. However, there is an elected delegate in the United States House of Representatives who chairs and votes in congressional committees outside of the House itself. Nevertheless, once Virgin Islanders establish residency in any of the contiguous United States, Alaska, or Hawaii, they can vote in presidential elections. There are three (3) political parties in the U.S. Virgin Islands (USVI): the Democratic Party, the Independent Citizens Movement, and the Republican Party. Candidates for elected offices, who do not platform as a member of one of the three political parties, platform as Independents.

Economy

Located in the Caribbean, tourism is the mainstay of the U.S. Virgin Islands economy. Before the onset of the Great Recession in 2007, the U.S. Virgin Islands economy grew as a result of a vibrant tourism industry, government and, more importantly, exports of refined petroleum products. These activities increased the Gross Territorial Product (GTP) by over 4 percent on an annual basis, from 2006 to 2007. While overall tourism expenditures peaked at over \$1.5 billion in 2007, exports of refined petroleum products by the HOVENSA oil refinery constituted the vast majority of the increase in GTP. Revenues from the exports of refined petroleum products funded HOVENSA local operations.

With the closure of the HOVENSA oil refinery, tourism is now the main driver of economic growth in the Territory. More than two and a half million (2,500,000) tourists visit annually via cruise ship and air arrivals. In 2015, visitor arrivals were mixed. Cruise ship passenger arrivals for 2015 were down by 9.8 percent, while air visitor arrivals posted a 5.3 percent increase. The Virgin Islands Port Authority and the West Indian Company continues to expand and improve docking facilities for maritime activities.

In December 2015, the 31st Legislature of the Virgin Islands ratified a landmark agreement signed between the Government of the Virgin Islands and Limetree Bay Terminals, LLC, a subsidiary of ArcLight Capital Partners.

Limetree Bay Terminals, LLC, will operate oil storage facility with 13 million barrels of storage capacity, later on with the potential up to 30 million barrels of capacity at the location of the shuttered HOVENSA oil refinery. The Government will receive an annual percentage of the stored oil sold by Limetree Bay Terminals, LLC and the agreement will create approximately eighty (80) jobs in St. Croix.

In 2007, an average of 46,000 people were employed in non-agricultural positions. That figure is currently down to approximately 37,700 since the recession due to a decline in employment in construction, manufacturing, and other sectors. The Territory is making efforts to increase exposure and education of Information Technology and entrepreneurship at the K-12 level. The Virgin Islands Next Generation Network presents an important asset that can be leveraged for growth in the information technology, professional, and financial services sector, which is not only due to the wholesale fiber optic infrastructure the Territory now enjoys, but also to the 33 public computer centers that were developed to provide basic digital literacy training to residents. Additionally, internet service providers (ISPs) can purchase high-speed bandwidth and sell to their customers at affordable rates. The Economic Development Authority and the University of the Virgin Islands Research Technology Park offers marketing incentives to e-commerce or technology-based businesses.

United States Virgin Islands Selected Demographics

Population	104,760	Tourism Industry 2015	
St. Thomas	50,745	Total visitors	2,648.0
St. John	4,026	Air Visitor Arrivals	769.2
St. Croix	49,989	Cruise Passenger Arrivals	1,878.4
		Cruise Passenger Ship Calls	609
Age		Tourism Related Employment 2014	8,225
Under 5 years	5,459	Hotel and other lodging	3,627
5 to 9 years	5,991	Gift Shops	1,257
10 to 14 years	6,598	Restaurants and Bars	2,765
15 to 19 years	5,205	Transportation by Air	476
20 to 24 years	5,130	Scenic and Sightseeing Transp.	100
25 to 29 years	6,737		
30 to 34 years	7,939		
35 to 39 years	9,336	Households	56,340
40 to 44 years	8,672	<i>Total Households with Income</i>	47,319
45 to 49 years	7,773	Median household income (dollars)	31,015
50 to 54 years	7,765	Less than \$5,000	1,164
55 to 59 years	6,480	\$5,000 to \$9,999	3,188
60 to 64 years	6,057	\$10,000 to \$14,999	3,972
65 to 69 years	5,586	\$15,000 to \$24,999	9,596
70 to 74 years	4,280	\$25,000 to \$34,999	7,374
75 to 79 years	3,007	\$35,000 to \$49,999	7,731
80 to 84 years	1,435	\$50,000 to \$74,999	7,276

85 years and over	1,309	\$75,000 and \$99,999	3,876
Total Population		\$100,000 and over	3,142
		Per Capita Income (Dollars)	19,982
Median age	40		
Place of Birth		Religion	42%
US Mainland	8,414	Baptist	17%
Virgin Islands	52,637	Episcopalian	34%
Puerto Rico	2,282	Roman Catholic	7%
Other Caribbean Islands	37,375	Other	
Elsewhere	4,052		
School Enrollment	22,305	Language Spoken at Home	71,589
Preprimary	2,165	English only (official)	27,431
Public Preprimary	1,756	Other than English	6,623
Elementary or high school	14,724	French, Creole, Patois	1,717
Public Elementary or High School	12,721	Speak English "less than very well"	19,714
Post -Graduate	5,416	Spanish or Spanish Creole	5,251
Public Post-Graduate	2,999	Speak English "less than very well"	1,094
		Other languages	328
		Speak English "less than very well"	
Education Attainment			
Persons 25 years and over	76,376		
Less than 9 th grade	10,292		
9 th to 12 th grade, no diploma	12,729		
High School graduate or equivalent	26,589		
Some College no degree	9,736		
Associate Degree	4,032		
Bachelor's Degree	9,511		
Graduate or Professional Degree	3,487		

Source:

US Census Bureau 2010

US Virgin Islands Community Survey 2013

US Virgin Islands Bureau of Economic Research

US Virgin Islands Bureau of Labor Statistics

ECONOMIC OVERVIEW

Economic Narrative

The Virgin Islands economy continued to contract, although at a much slower rate than in the previous 3 years. The U.S. and global recession and the closure of HOVENSA refinery operations contributed to the loss of approximately 8,000 jobs during the period of 2007-2015, with the losses coming primarily in manufacturing, construction and other industries sectors. General economic indicators were mixed for the first six (6) months of fiscal year 2016 compared to the same period in fiscal year 2015. Recent estimates of Gross Domestic Product (GDP) for the U.S. Virgin Islands show that real GDP adjusted to inflation decreased 0.6 percent or \$3.1 billion in 2014. For comparison, real GDP for the United States increased 2.6 percent during the same period.

Government revenues for the first two (2) quarters of fiscal year 2016 were mixed compared to the same period a year earlier. In January 2016, the hotel room tax increased from 10.0 percent to 12.5 percent and this new rate partially contributed to the hotel room tax revenues increasing by 17.0 percent. Trade and excise revenues also experienced positive growth of 8.0 percent. On the other hand however, individual, corporate, and gross receipt taxes declined by 1.7 percent, 25.5 percent, and 1.5 percent respectively. Additionally, property taxes waned by 43.7 percent. Only one property assessment bill will be issued in the 2016 fiscal year as the government has issued all property tax bills for prior years.

During the five-month period of October 2015 through February 2016 there were 42,758 persons employed in civilian jobs — 19,380 in St. Croix and 23,377 in the St. Thomas and St. John district. The Territorial jobless rate was 11.5 percent. Also for the first five months of fiscal year 2016, the Territory's nonagricultural wage and salary jobs shrunk by less than one percent (1%). During this period, there were a total of 37,576 nonagricultural jobs compared to 37,888 during the same period in fiscal year 2015. Of these, 26,840 jobs were in the private sector and 10,736 were in the public sector. The decline in employment was reflected both in the public and private sector and the loss of private jobs impacted the construction, manufacturing, financial services, trade, goods producing, and professional and business sectors. On the other hand, seasonal sectors; tourism, leisure and hospitality, accommodations and food remained at the same levels as last fiscal year.

Visitor arrivals have been mixed for the first six months of fiscal year 2016. Air arrivals were up by 1.4 percent; however cruise passengers who came to the Territory's shores decreased by 3.9 percent. There were 403,876 air visitors during this period compared to 398,373 air visitors for the corresponding period in fiscal year 2015; an increase of 2.0 percent, and cruise passengers totaled 1,208,295 compared to 1,256,972 during the last fiscal year; a decline of 3.9 percent. In total there were 1,612,171 visitors; down 2.6 percent from last year.

The number of homes sold in the Territory remained unchanged for 2015. The average value of the sale price of a home in the Territory fell to \$508,811 in 2015 from \$568,295 in 2014. Overall, the average price decreased because fewer houses sold for over one million dollars (\$1M). In the St. Thomas-St. John district, 13 homes sold for over one million dollars in 2015, compared to 22 houses in 2014. Territorial condominium sales price averaged \$215,142; a 6.5 percent increase over 2014

For the first two quarters of fiscal year 2016, the total value of construction permits fell by 39.7 percent to \$61.5 million from \$101.9 million in fiscal year 2015. The first half of 2016 also saw permit values for private non-residential homes contract to \$16.3 million from \$52.9 million in 2015.

There are several public sector projects expected to start in 2016 and continue into fiscal year 2017 and beyond. Among these are the Redevelopment of the Paul E. Joseph Complex and the development of the Frederiksted environment. The approximate impact will be in excess of \$20 million. The Multi-Purpose sports complex slated for the St. Croix UVI campus should have a total economic impact on the economy in excess of \$28 million. The island of St. Thomas will continue the ongoing \$9.5 million Fire Station Facility in Estate Ross and the start of the \$6.2 million Turpentine Run Bridge Project. The construction of the new \$3.4 million Fredriksted Head Start for the Department of Human Services and over \$60 million Public works road development projects on St. Croix plus the

over \$20 million road development on St. Thomas, will continue. The St. Thomas Veteran's Drive project is estimated to be over \$40 million, and the St. Thomas Street Project will add several millions to the economy. On St. John a \$1.2 million road restoration project has begun and other major infrastructural developments are in the planning stages for St. John.

In the planning stages also are several other major economic development projects that would impact infrastructure in every element of the VI economy. Thus, when these capital development projects are put in place, it is anticipated that the VI economy which has some inherent elements of low growth, may surpass the estimates of between one and two percent (1-2%). It must be borne in mind that a seminal feature of growth in the USVI is based on what will obtain in the USA. The USA economy expanded at an annualized growth rate of 0.5% over the first three months of 2016. This was lower than the 1.4% in the previous period and below the consensus 1.7%. Given that the USVI economy has a lagged relationship with the economy of the continental USA, much of the growth in the USVI will be functionally linked to that of the USA. The forecast of 2017 economic growth for the USA will be about 2.97%. It is estimated that the outcome of the elections in November 2016 will also have an impact on what obtains in the USA and in the USVI, as a result.

Policy and Initiatives

The government continues to put forward initiatives to position the government along a path of economic and fiscal recovery. These measures include expediting the Water and Power Authority (WAPA) propane conversion project. In April 2016, WAPA began the commissioning of propane fuel to the St. Croix Estate Richmond facility. Once testing and procedures are completed, the plant will then begin the introduction of liquefied petroleum gas (LPG) into retrofitted units. Commencement is scheduled in August 2016 to conduct similar propane fueling at St. Thomas Randolph Harley Power Plant. The units have been permitted to allow usage of three fuel types: oil, propane and natural gas in the generation of electricity. It is anticipated that the usage of LPG will result in a 30 percent reduction in ratepayer's utility costs.

The government continues to leverage federal funds for hiring and program services. In 2015, the Governor met with Environmental Protection Agency (EPA) Administrators regarding the proper usage of EPA funds for projects in the Territory. As a result of these meetings, additional funding is now being made available for wastewater treatment facilities. Moreover, funding is being provided for ensuring quality drinking water, educational and preserved projects. Additionally, the Public Finance Authority (PFA) closed on the financing of \$91 million to fund critical highway infrastructure projects. Two major road construction projects listed are Veterans Drive Highway on St. Thomas and Governor Melvin H. Evans Highway on St. Croix.

One of the goals of the current administration is to move both the public and private sector labor force closer to a livable wage. The Governor signed Bill No. 31-0236 that authorizes step wage increases to USVI public sector employees and Bill No. 31-0320 that increases the Territory's minimum wage to \$10.50 by January 2018. The Bureau of Economic Research (BER) conducted a 2016 update to the 2010 Living Wage Self-Sufficiency Standard prior to signage of Bill No. 31-0320, and an estimated 14,416 workers—or about 37 percent of the USVI workforce—would receive a pay raise, resulting from the passage of this bill. An estimated increase aggregate of earnings would range from \$16.6 million to \$57.1 million.

In December 2015, the 31st Legislature of the Virgin Islands ratified a landmark agreement signed between the Government of the Virgin Islands and Limetree Bay Terminals, LLC, a subsidiary of Arc Light Capital Partners, thereby bringing online a business facility at the shuttered Hovensa facility that was out of operation for 4 years. The agreement was scheduled to create approximately 80 jobs in St. Croix, in the first instance; however, as of the first quarter of calendar year 2016, there were in excess of 400 employees at the facility. Limetree Bay Terminals, LLC, will begin to operate an oil storage facility with 13 million barrels of storage capacity, but later on the potential will ramp up to a capacity of 30 million barrels. The Government will receive an annual percentage of the stored oil sold by Limetree Bay Terminals, LLC.

As part of the agreement, the Government of the Virgin Islands received a payment of \$220 million and the deeds to 350 acres of land, housing, the community center and vocational school. It should be noted that the agreement with Limetree Bay Terminals requires that 80 percent of the workforce at the Limetree facility be Virgin Islands residents. Limetree Bay Terminals has also committed \$125 million of capital spending towards the facility infrastructure and the construction of an asphalt storage facility dedicated to the Government.

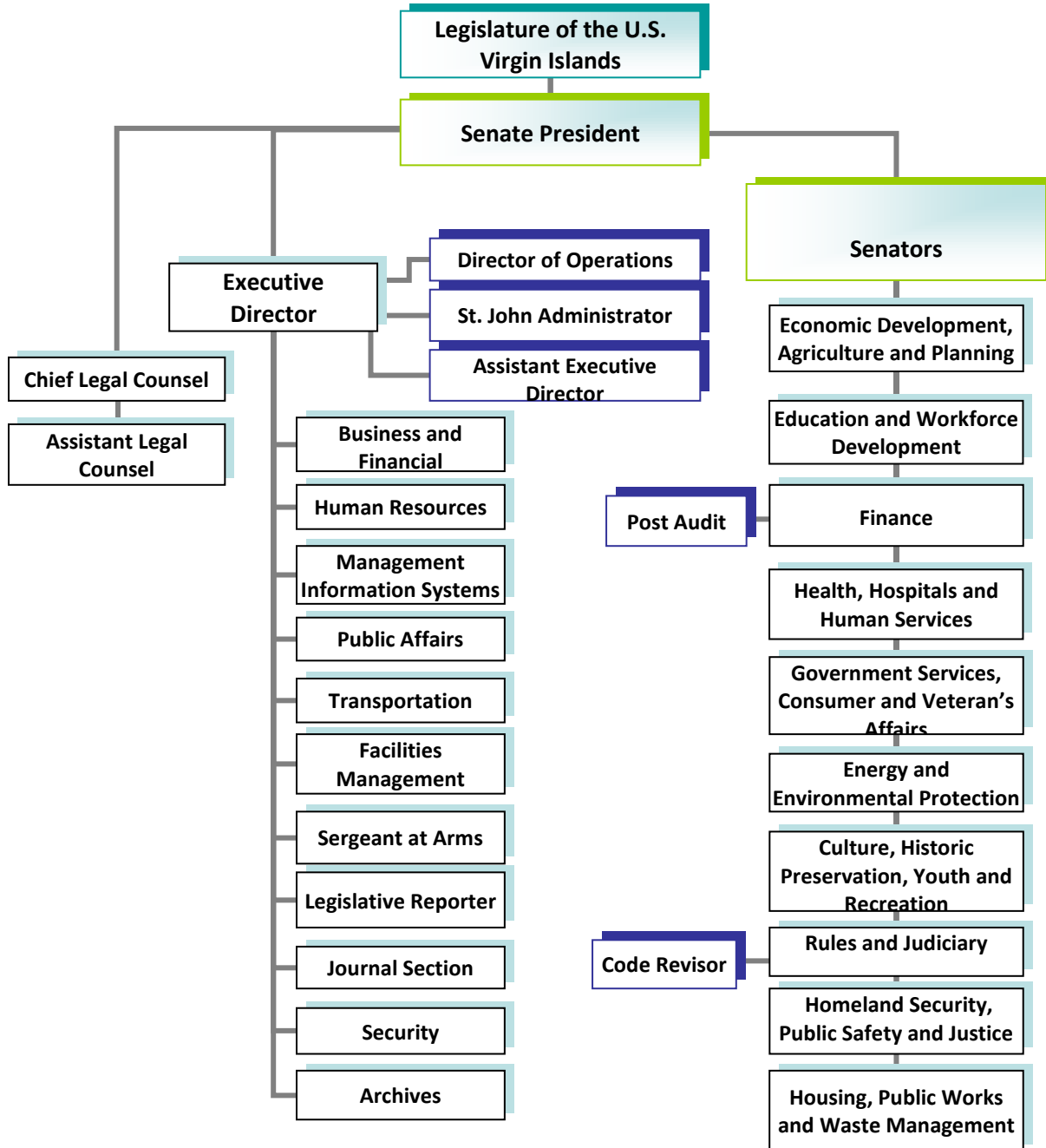
Ongoing payments to GVI: Tax payments of 9-10 percent of the terminal revenue; **with a minimum annual payment of \$7 million** and the entity will make annual contributions of \$500,000 in charitable and educational commitments to the University of the Virgin Islands and local charities. Limetree Bay has also leased 80 housing units at the cost of \$1.2 annually. The entity will be responsible for maintenance and repairs. Furthermore, the company is considering the feasibility of restarting refining operations-- albeit on a smaller scale.

Outlook

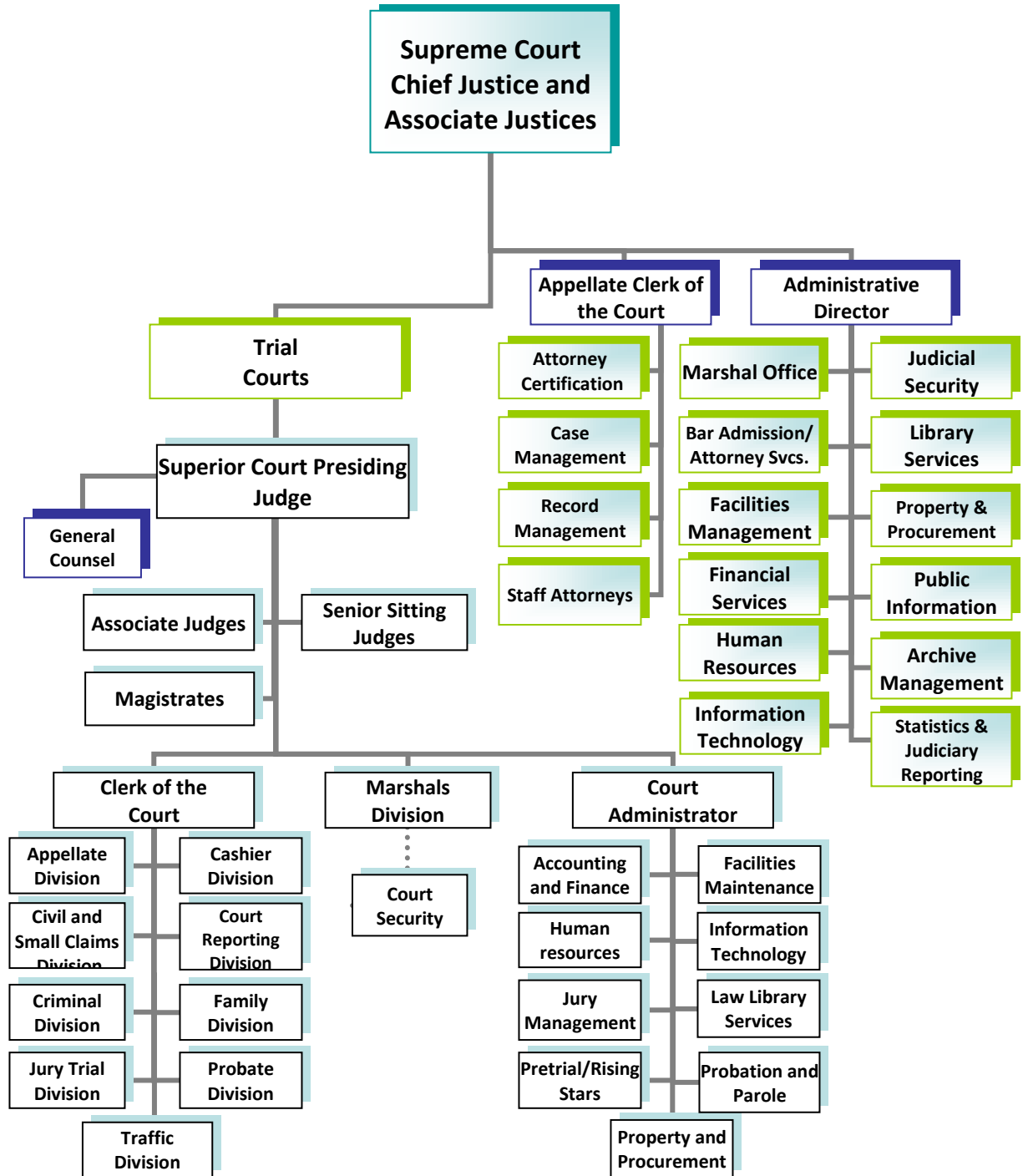
Fiscal and employment challenges will continue to persist in 2017. Policy plans and initiatives are needed to expand technological innovations and increase private investment. The agreement with Limetree Bay Terminals, LLC will foster employment and capital project activity on the island of St. Croix. The tourism sector is expected to continue to improve due to strong collaborative marketing by the Department of Tourism. The losses of jobs in various sectors may linger in 2017, but the many public sector initiatives will mitigate against any significant job loss. **Growth, therefore, may continue to remain slow and uneven at about 1% to 2%.**

BRANCHES OF GOVERNMENT

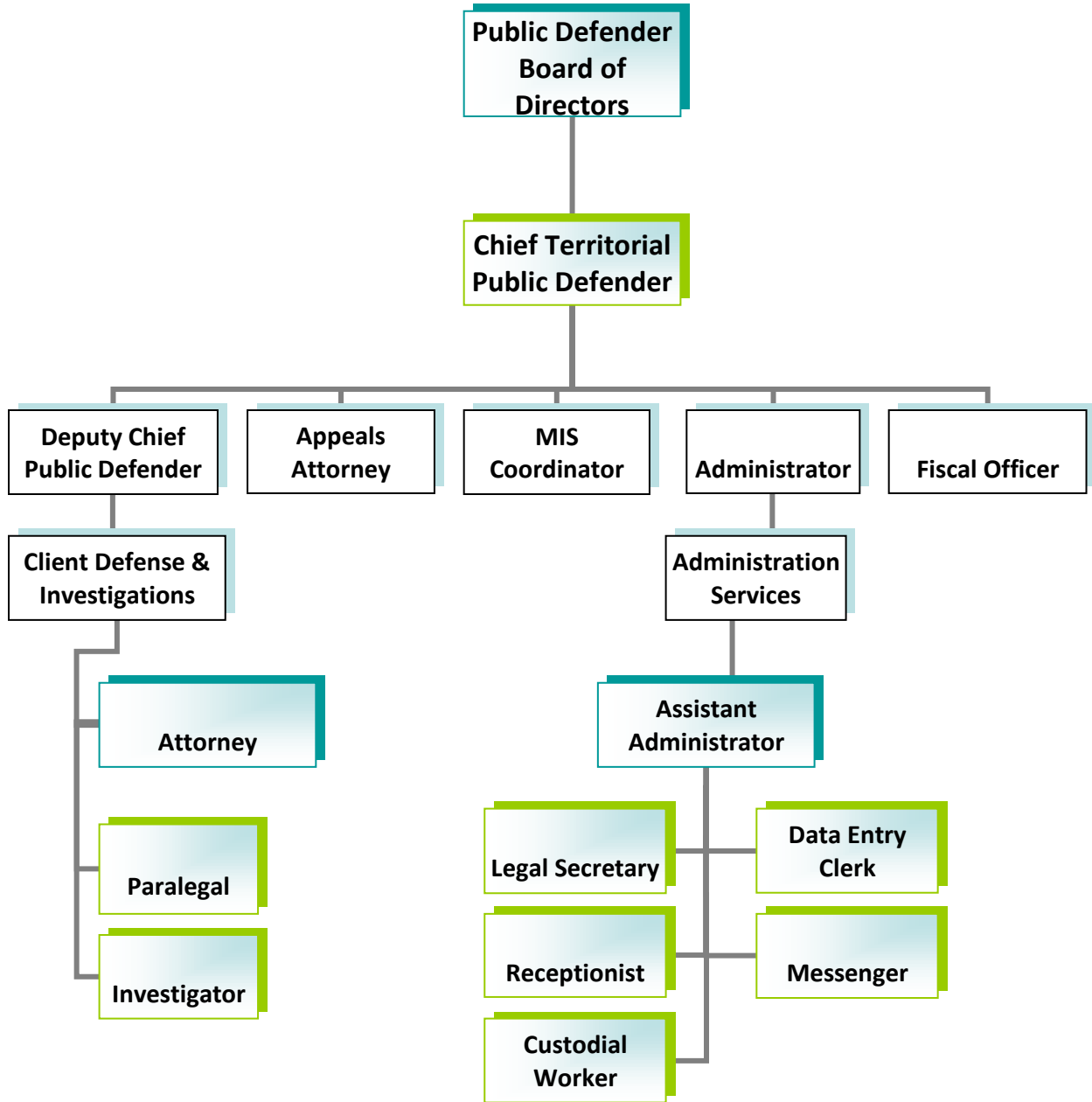
**THE UNITED STATES VIRGIN ISLANDS
LEGISLATIVE BRANCH
ORGANIZATIONAL STRUCTURE**



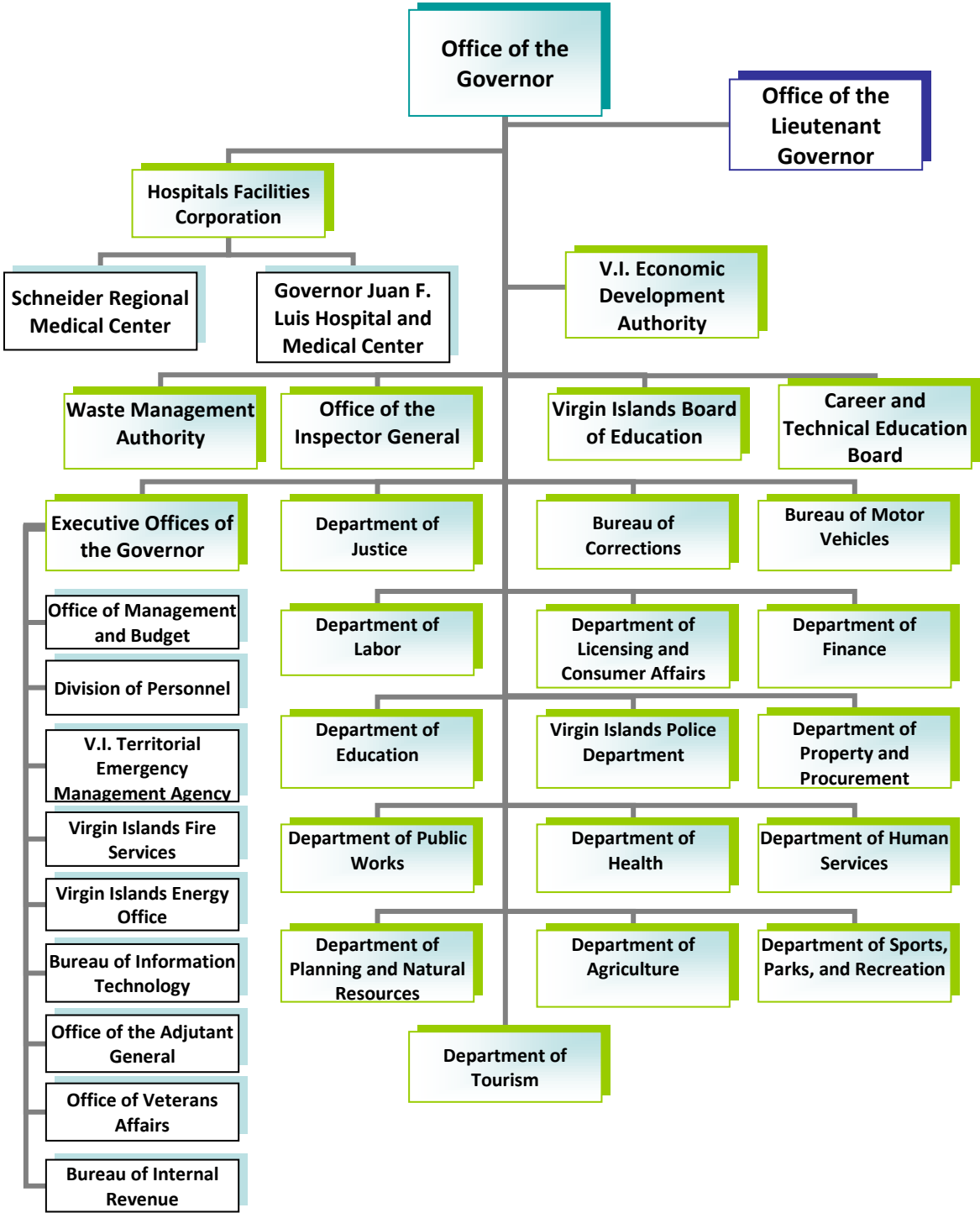
**THE UNITED STATES VIRGIN ISLANDS
JUDICIAL BRANCH
ORGANIZATIONAL STRUCTURE**



VIRGIN ISLANDS
PUBLIC DEFENDER
ORGANIZATIONAL STRUCTURE



**THE UNITED STATES VIRGIN ISLANDS
EXECUTIVE BRANCH
ORGANIZATIONAL STRUCTURE**



ANNUAL BUDGET PROCESS

Government of the Virgin Islands' Annual Budget Process

Annual Budget Process Overview

The Government of the Virgin Islands' annual budget process is based on an executive budget model. The Executive Branch is responsible for developing, formulating, and compiling a comprehensive, balanced budget proposal, which is modified by the Legislature and enacted into law. The Governor is required by law to seek and coordinate requests from all the departments and agencies of the government; to develop a complete spending plan of proposed expenditures, listing revenues available to support them; and to create a prospective, balanced budget. This budget, along with the necessary appropriation bills and enabling legislation, is mandated by law to be submitted to the Legislature by May 30th each year. The Governor is also required to execute the adopted budget through administrative actions during the fiscal year.

The Government of the Virgin Islands' fiscal year begins October 1 and ends September 30; however, the actual "budget cycle," representing the time between early budget preparation and final disbursements, extends over the entire year, commencing in the first quarter of the current fiscal year.

The budget process consists of six major activities:

1. **Budget Formulation**
2. **Agency Budget Preparation**
3. **OMB Budget Review/Recommendation**
4. **The Governor's Proposal**
5. **Legislature's Action**
6. **Budget Execution**



Budget Formulation

December – January: The budget formulation process begins with the development of the revenue projections. The Financial Team which is comprised of the Director of the Office of Management and Budget (hereinafter “OMB”), the Commissioner of the Department of Finance, the Director of the Internal Revenue Bureau, the Director of the Division of Personnel, the Chief Negotiator of the Office of Collective Bargaining, the Director of the Bureau of Economic Research, two (2) liaisons from the Office of the Lieutenant Governor and a liaison from the Office of the Governor, meet periodically to analyze past economic trends and monitor revenue flow to begin developing revenue projections for the upcoming fiscal year. During the month of December, the Director and staff of OMB, begin the development of the budget ceilings for all departments and agencies based on projected revenues for the upcoming fiscal year.

January: The Director of OMB issues budget guidance to all departments and agencies with the projected ceiling levels as dictated by projected revenues. During this time, OMB conducts budget orientation sessions in both the St. Thomas/St. John and St. Croix districts with the commissioners, directors, fiscal personnel, and program directors and explains all budget guidelines. Analysts assigned to each department and agency answer inquiries about the guidelines. The analysts work with the departments and agencies on a one-to-one basis to address particular budgetary concerns. Additionally, site visits are conducted during this period to familiarize the analysts with the departments and agencies’ operational plans.

Agency Budget Preparation

February: The departments and agencies develop their spending plans in agreement with the ceilings and guidelines in the Budget Call along with training and hands-on budget orientation sessions.

OMB Budget Review/Recommendation

March – April: The departments and agencies submit their proposed budgets for the upcoming fiscal year to OMB. The Director, along with the OMB staff, analyzes the individual budgets and prepares recommendations for the departments and agencies; updates the departments and agencies’ narratives; drafts the necessary appropriation bills and enabling legislation; and develops budget schedules, summaries, and revenue statements. The OMB Director and staff then presents the head of each department and agency with a copy of OMB’s recommendation (justification letter, management letter, and personnel listing) for their particular Department and Agency to review and discuss with OMB’s staff at scheduled internal budget hearings, if necessary. In the event of changes made during the internal budget hearings, the analysts revise a department or agency’s budget along with the budget schedules, summaries, and revenue statements for submission to the Governor’s financial team for review, recommendations, and approval. If necessary, analysts make changes and update the budget and supporting documents for presentation to the Governor.

The Governor’s Proposal

May: After conferring with the Governor, the recommended budgets are finalized. The Governor’s submission message to the Legislature, along with OMB Director’s budget message to the Governor, is drafted to complete the unbound compilation of the document. The document in its entirety is then submitted to the Government’s Printing Office electronically to be printed and bound. An electronic version of the document is placed on CD as well as various websites for public access.

Pursuant to Title 2, Chapter 2, Section 24, subsection (b) and Chapter 12, Section 251 Virgin Islands Code, a balanced budget for the Government of the Virgin Islands is then submitted to the Legislature by May 30th or otherwise authorized.

The proposed Executive Budget includes government funds subject to appropriations pursuant to law from the General Fund, Internal Revenue Matching Fund, Government Insurance Fund, and others. It also includes non-appropriated government funds, which are funds that generate revenues from fees, services, and other sources; and funds used by the revenue-generating departments and agencies (i.e. Data Processing Fund and Fire Service Emergency Fund).

Legislature's Action

June – September: During this time, the Legislature reviews and deliberates on the proposed Executive Budget, supporting appropriation bills, enabling legislation, schedules, and summaries as submitted by the Governor. The Post-Audit Division of the Legislature analyzes the budgetary information and prepares reports for the Committee on Finance to conduct individual departments and agencies' budget hearings. During the hearings, commissioners, directors, and their key financial personnel take the opportunity to testify on their recommended budgets. At the conclusion of all hearings, the Committee on Finance acts on the Governor's proposed Executive Budget and forwards its recommendations to the Committee on Rules and Judiciary, and finally to the entire Legislative body for consideration at a legislative session.

During the legislative process, the Legislature may add, change, or delete any item in the budget proposed by the Governor. The proposed Executive Budget and accompanying legislative bills must be approved by the Legislature and signed into law by the Governor on or before September 30th. If the budget is not approved before the commencement of the new fiscal year, October 1st, pursuant to the 1954 Revised Organic Act, Section 9(e), the appropriations of the preceding fiscal year, as they may be deemed applicable, are automatically re-appropriated until approval of a new budget. Once approved, this becomes the Adopted Budget as amended by the Legislature.

Adopted Budget Execution

September: Upon approval of the Adopted Budget, the Governor has another opportunity to veto the budget partially or in its entirety and return it to the Legislature with his objections. This is known as a gubernatorial veto. A gubernatorial veto can be overridden by a two-thirds majority of all members of the Legislature and thereby become law. The Governor could also allow the budget to become law without his signature.

October – September: Once the budget is enacted, fiscal control of expenditures is exercised by the Governor through the Director of OMB. If the fiscal resources available to the Government in any fiscal year are insufficient to cover the appropriations approved for that year, the Governor, through the Director of OMB, may take administrative measures (such as reducing or withholding budget allotments) to align expenditures with available resources.

SUMMARIES

Revenue Overview

In accordance with Title 2, Chapter 12, Section 251 of the Virgin Islands Code, the Governor presents a balanced budget to the Legislature. In doing so, input from many stakeholders including the Office of Management and Budget, the Bureau of Internal Revenue, the Bureau of Economic Research, the Office of the Lieutenant Governor, the Department of Finance, and advisors of the Governor, were taken into consideration. Many assumptions and best practice methodologies were applied to trends, capital projects, national and local forecasts, amendments and new policies, regulations, and Federal and local laws to generate projections. These projections influence policy and decision making to accommodate the services to be offered within the Territory in Fiscal Year (FY) 2017.

The FY 2017 available revenues for appropriation from the General Fund total \$777.8 million and is based on projections from the four (4) major revenue sources: taxes, fees, contributions, and other financing sources. It is also comprised of deductions for transfers to other Funds, which are mainly for debt services, refunds, and contributions to other funding sources.

Taxes and Other Revenues

Projected revenue collections for Fiscal Year 2017 include the following categories:

- *Individual Income Taxes* are projected at \$351.5 million. This can be mainly impacted by factors such as implementation of capital projects, changes of wages, and deposit of income taxes by employers.
- *Corporate Income Taxes* are projected at \$74.3 million. Corporate profit margins and capital investments can highly impact corporate income taxes.
- *Real Property Taxes* are projected at \$60.0 million. This can be impacted by the date the property tax bills are distributed and collection enhancement.
- *Trade and Excise Taxes* are projected at \$24.9 million. This tax will be impacted by the spending power of the community.
- *Gross Receipts Taxes* are projected at \$184.2 Million and will be impacted by the spending power of the community.

In addition, there are other revenues that are derived from fees and fines associated with licenses, customs duties, permits, franchise taxes, stamp taxes, malpractice insurance, and other miscellaneous income.

Transfers from Other Funds

An amount of \$54.1 million is projected as a contribution from local funds to the General Fund. The major contributors are from the Transportation Trust Fund \$15.8 million, the Insurance Guaranty Fund \$12.0 million; the Internal Revenue Matching Fund \$8.5 million, which is derived from the excise tax on rum made in the Virgin Islands and sold in the United States; Caribbean Basin Initiative \$8.9 Million; and other funds totaling \$8.9 million.

Transfers to Other Funds

Transfers to other funds include income tax refunds of \$60.0 million, debt service of \$68.5 million and \$9.7 million as other transfers.

Other Sources

Other sources of funds are debt financing of \$110 million, which is composed of an estimated \$55 million for working Capital Loan and \$55 million for long term debt restructuring, along with a projected \$11.7 reimbursement of Federal funds in FY 2017.

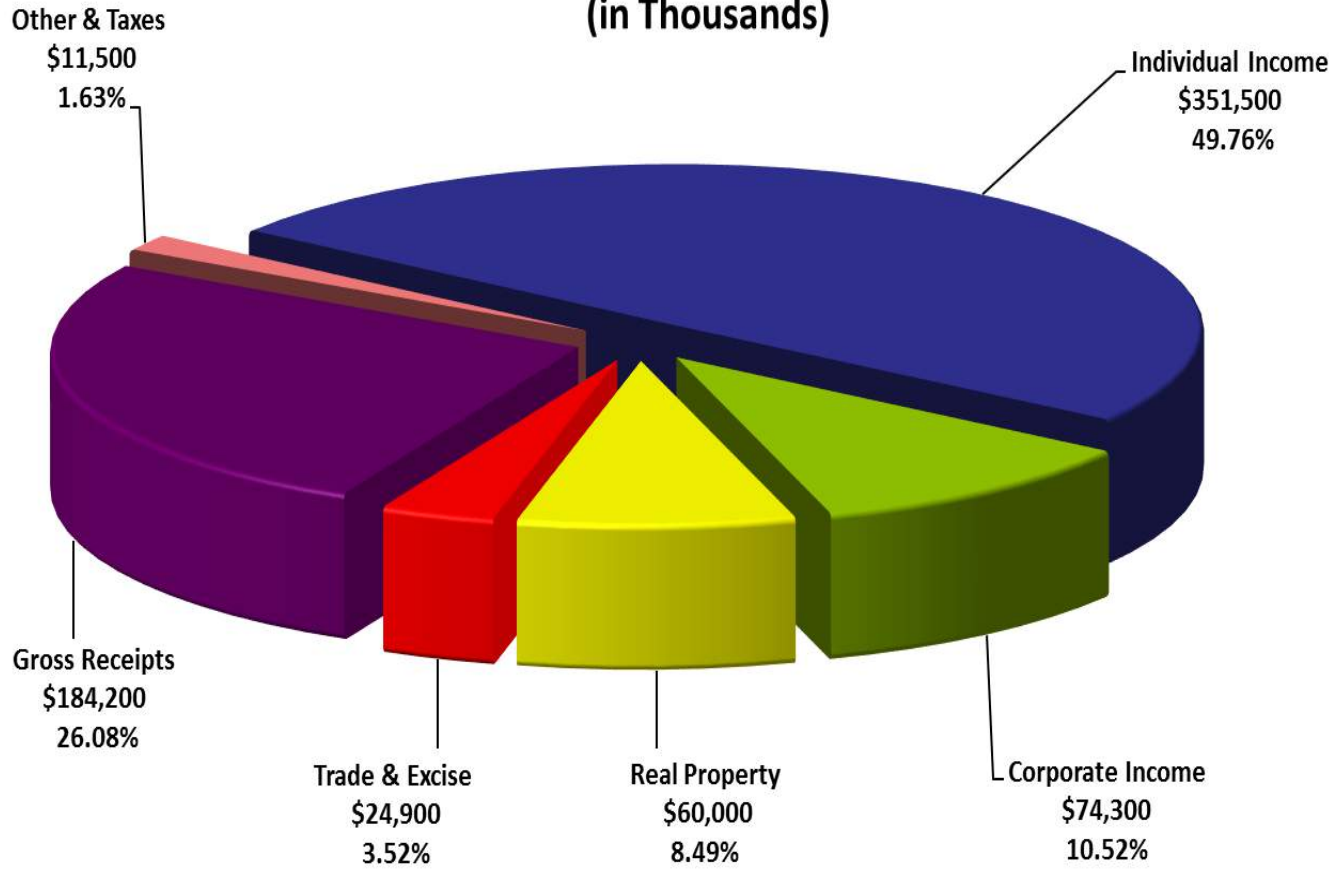
Monitoring

The Government of the Virgin Islands' objective is to ensure the highest possible collection is achieved by continuing to build on customer services, workforce training, and development and technology. Having a balanced budget by utilizing conservative projections is vital for the Government to meet its obligation, however, in order to achieve this, the Office of Management and Budget will continue to assess all revenues and expenditures on a regular basis to guarantee that Government resources are utilized efficiently and effectively.

GOVERNMENT OF THE US VIRGIN ISLANDS GENERAL FUND REVENUE COLLECTIONS & TRANSFERS

FY 2013 - 2017 (IN \$ MILLIONS)	Actual	Actual	Actual	ESTIMATED	BUDGETED
	FY2013	FY2014	FY2015	FY2016	FY2017
1 INDIVIDUAL INCOME	327.4	346.7	358.1	338.3	351.5
2 CORPORATE INCOME	62.5	79.1	76.6	64.7	74.3
3 REFUNDS & TAX CREDITS	(71.4)	(56.6)	(76.8)	(75.0)	(60.0)
4 NET INCOME TAXES	318.5	369.2	357.9	328.0	365.8
5 REAL PROPERTY	101.9	40.9	99.1	55.5	60.0
6 PAYMENT IN LIEU OF TAXES	0.0	0.0	0.0	120.0	0.0
7 TRADE AND EXCISE	22.7	23.4	22.9	23.4	24.9
8 GROSS RECEIPTS	156.3	156.9	158.3	159.7	184.2
9 LESS: GRT BONDS DEBT SERVICE	(52.1)	(55.5)	(60.7)	(67.0)	(68.5)
10 MISCELLANEOUS TAXES	5.3	8.7	6.7	7.5	11.5
11 TOTAL TAXES, NET	552.6	543.5	584.2	627.1	577.9
12 DUTIES & OTHER REVENUES	16.1	15.1	27.0	118.0	33.9
13 TAXES & OTHER REVENUES	568.8	558.7	611.3	745.1	611.8
14 TRANSFERS FROM OTHER FUNDS					0.0
15 MATCHING FUND	63.9	75.1	19.7	23.0	8.5
16 TRANSPORTATION TRUST FUND	11.5	11.5	11.5	12.0	15.8
17 INSURANCE GUARANTY FUND	14.9	25.0	11.0	18.3	12.0
18 OTHER FUNDS TRANSFERS	19.8	12.3	78.8	13.4	17.8
19 TRANSFERS OUT	0.0	0.0	(9.3)	(13.4)	(9.7)
20 NET FUNDS TRANSFERS IN	110.0	123.9	111.7	53.3	44.4
21 DEBT FINANCING	0.0	0.0	40.0	20.0	110.0
22 OTHER FINANCING SOURCES	0.0	0.0	0.0	11.5	11.7
23 REVENUES, TRANSFERS & FINANCING S	678.8	682.5	763.0	829.9	777.8

Total Revenue (in Thousands)



GOVERNMENT OF THE VIRGIN ISLANDS
SUMMARY OF APPROPRIATION REQUESTS BY ACTIVITIES AND LOCAL FUNDS
FISCAL YEAR 2017

Departments/Agencies	General Fund	Internal Revenue Matching Fund	Government Insurance Fund	Union Arbitration Award Fund	Caribbean Basin Initiative Fund	Tourism Revolving Fund	Interest Earned on Debt Service Reserve	Indirect Cost Fund	Business & Commercial Property Fund	Transportation Trust Fund	Other Funds	Total
Legislature	21,000,000	-	-	-	-	-	-	-	-	-	-	21,000,000
Superior Court	28,586,120	-	-	-	-	-	-	-	-	-	-	28,586,120
Judicial council	108,161	-	-	-	-	-	-	-	-	-	-	108,161
Supreme Court	6,660,661	-	-	-	-	-	-	-	-	-	-	6,660,661
Public Defende's Office	4,500,000	-	-	-	-	-	-	-	-	-	-	4,500,000
V.I. Election System	1,400,000	-	-	-	-	-	-	-	-	-	-	1,400,000
Bd. of Elections - STT/STJ	75,000	-	-	-	-	-	-	-	-	-	-	75,000
Bd. of Elections - STX	75,000	-	-	-	-	-	-	-	-	-	-	75,000
Board of Education	1,742,975	-	-	-	-	-	-	-	-	-	-	1,742,975
Office of the Inspector General	\$2,118,450	-	-	-	-	-	-	-	-	-	-	2,118,450
Board of Career & Technical Educa	\$600,000	-	-	-	-	-	-	-	-	-	-	600,000
Waste Management Authority	22,850,000	-	-	-	-	300,000	-	-	-	-	8,500,000 (a)	31,650,000
Hospital & Health Facility Corp.	-	-	-	-	-	-	-	-	-	-	-	-
Schneider Regional Medical Cent	22,472,518	-	-	-	-	-	-	-	-	-	-	22,472,518
Gov. Juan F. Luis Hospital	20,148,874	-	-	-	-	-	-	-	-	-	-	20,148,874
University of the Virgin Islands	31,846,750	-	-	-	-	-	-	-	-	-	-	31,846,750
Department of Justice	14,421,583	-	-	-	-	-	-	-	-	-	-	14,421,583
Bureau of Corrections	35,941,013	-	-	-	-	-	-	-	-	-	-	35,941,013
Offices of the Governor	11,951,245	-	-	-	-	150,000	-	-	-	-	-	12,101,245
Office of Management and Budget	2,986,831	-	-	-	-	-	-	1,823,597	-	-	-	4,810,428
Division of Personnel	4,249,794	-	-	-	-	-	-	632,091	-	-	-	4,881,885
VITEMA	5,134,418	-	-	-	-	-	-	-	-	-	-	5,134,418
Virgin Islands Fire Services	20,439,930	-	-	-	-	-	-	-	-	-	-	20,439,930
Bureau of Information Technology	2,286,205	-	-	-	-	-	-	-	-	-	-	2,286,205
Virgin Islands Energy Office	1,286,180	-	-	-	-	-	-	-	-	-	-	1,286,180
Office of the Adjutant General	1,227,724	-	-	-	-	-	-	-	-	-	-	1,227,724
Office of Veteran Affairs	350,000	-	-	-	-	-	-	-	-	-	-	350,000
Office of the Lieutenant Governor	9,783,714	-	-	-	-	-	-	-	-	-	-	9,783,714
Bureau of Internal Revenue	12,991,355	-	-	-	-	-	-	-	-	-	-	12,991,355
Bureau of Motor Vehicles	2,019,813	-	-	-	-	-	-	-	-	-	1,000,000 (b)	3,019,813
Department of Labor	4,367,542	-	1,342,053	-	-	-	-	-	-	-	-	5,709,595
Licensing & Consumer Affairs	3,831,510	-	-	-	-	-	-	-	-	-	2,638,475 (c)	6,469,985
Department of Finance	5,442,750	-	759,343	-	-	-	-	257,995	-	-	-	6,460,088
Debt Services	-	86,474,281	-	-	-	-	-	-	-	-	-	86,474,281
Contribution To Other Funds	-	11,500,000 (d)	-	1,000,000	8,900,000	4,500,000	1,100,000	-	-	15,800,000	2,185,413 (e)	44,985,413
Department of Education	167,050,830	-	-	-	-	-	-	-	-	-	-	167,050,830
V. I. Police Department	63,082,416	-	-	-	-	850,000	-	-	-	-	-	63,932,416
LEPC	827,603	-	-	-	-	-	-	-	-	-	-	827,603
Property and Procurement	3,186,584	-	-	-	-	-	-	138,746	2,151,155	-	-	5,476,485
Department of Public Works	20,869,184	-	-	-	-	300,000	-	-	-	-	1,500,000 (f)	22,669,184
Department of Health	23,346,530	-	-	-	-	-	-	-	-	-	2,554,707 (g)	25,901,237
Department of Human Services	69,033,891	-	-	-	-	-	-	-	-	-	-	69,033,891
Planning & Natural Resources	6,915,420	-	-	-	-	-	-	-	-	-	-	6,915,420
Department of Agriculture	4,087,000	-	-	-	-	-	-	-	-	-	-	4,087,000
Sports, Parks & Recreation	7,033,166	-	-	-	-	-	-	-	-	-	-	7,033,166
Department of Tourism	2,609,605	-	-	-	-	1,385,000	-	-	-	-	-	3,994,605
Miscellaneous	\$104,145,369	-	-	-	-	-	-	-	-	-	-	104,145,369
Public Employees Relations Board	\$1,106,370	-	-	-	-	-	-	-	-	-	-	1,106,370
Labor Management Council	\$175,000	-	-	-	-	-	-	-	-	-	-	175,000
Sub Totals	776,365,084	97,974,281	2,101,396	1,000,000	8,900,000	7,485,000	1,100,000	2,852,429	2,151,155	15,800,000	18,378,595	934,107,940
Less Transfer between Funds	-	(11,500,000)	-	(1,000,000)	(8,900,000)	(4,500,000)	(1,100,000)	-	-	(15,800,000)	(2,185,413)	(44,985,413)
Grand Totals	776,365,084	86,474,281	2,101,396	-	-	2,985,000	-	2,852,429	2,151,155	-	16,193,182	889,122,527

(a) Anti-litter and Beautification Fund (\$5,000,000), St. John Capital Improvement Fund (\$500,000), Sewer Fund (\$3,000,000)

(b) Bureau of Motor Vehicle Fund (\$1,000,000)

(c) Public Services Commission Revolving Fund (\$1,782,084.00), VI Taxicab Commission (\$856,391)

(d) Contribution to General Fund \$8,500,000, St. Croix Capital Improvement fund \$2,000,000 and Crisis Intervention Fund \$1,000,000

(e) Interest Revenue Fund (\$1,000,000) and Community Facilities Trust Fund \$1,185,413

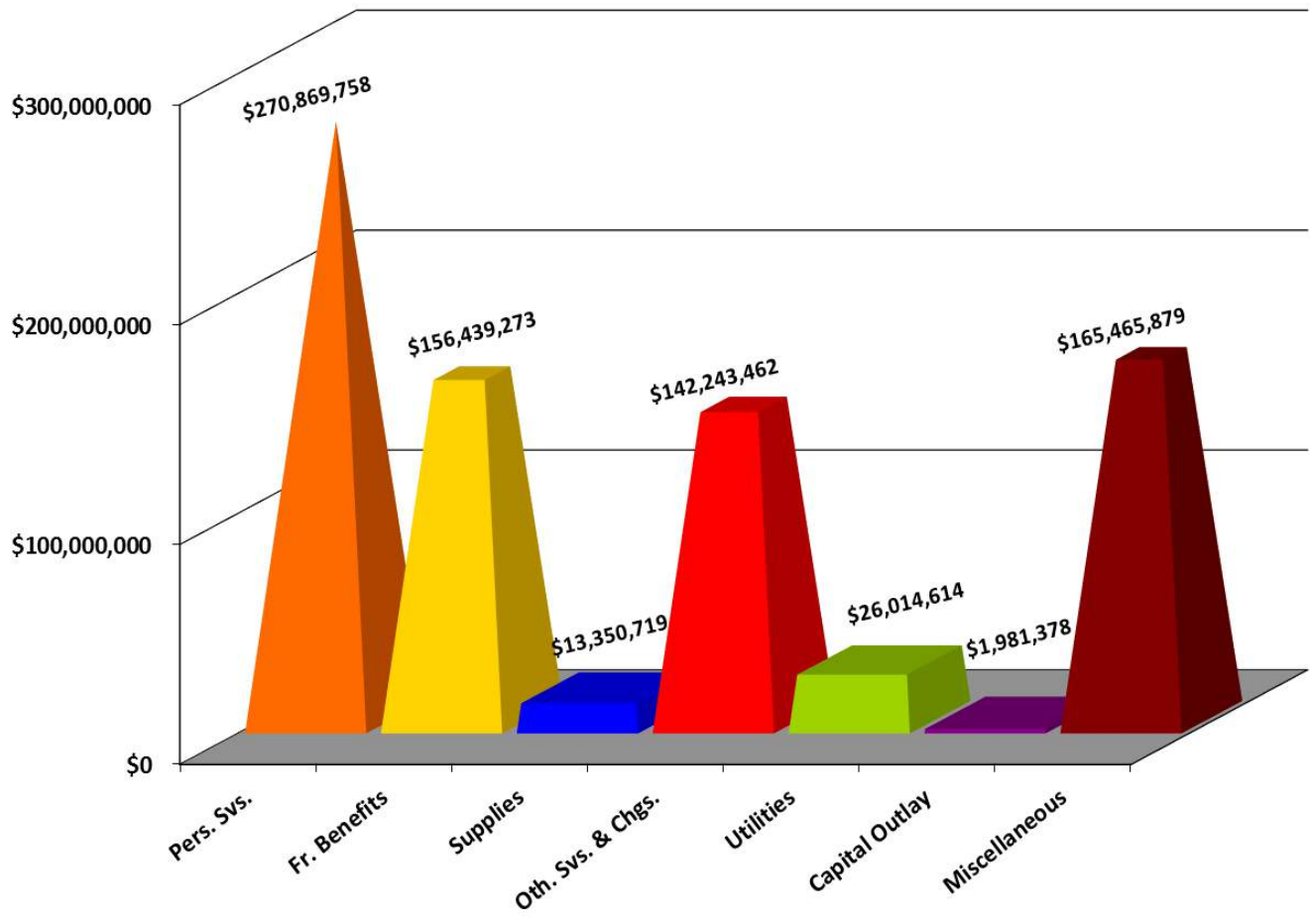
(f) Anti-litter and Beautification Fund (\$1,000,000), St. John Capital Improvement (\$500,000)

(g) Health Revolving Fund (\$2,554,707)

**SCHEDULE OF DEPARTMENTS
BY BUDGET CATEGORY
GENERAL FUND FISCAL YEAR 2017**

	Personnel Services	Fringe Benefits	Supplies	Other Srvc. Chrgs.	Utilities	Capital Outlays	Miscellaneous	Grand Total
LEGISLATURE	-	-	-	-	-	-	21,000,000	21,000,000
SUPERIOR COURT	-	-	-	-	-	-	28,586,120	28,586,120
JUDICIAL COUNCIL	-	-	-	-	-	-	108,161	108,161
SUPREME COURT	-	-	-	-	-	-	6,660,661	6,660,661
PUBLIC DEFENDER'S OFFICE	-	-	-	-	-	-	4,500,000	4,500,000
VI ELECTION SYSTEM	-	-	-	-	-	-	1,400,000	1,400,000
BOARD OF ELECTIONS	-	-	-	-	-	-	150,000	150,000
VI WASTE MANAGEMENT AUTHORITY	-	-	-	-	-	-	22,850,000	22,850,000
UNIVERSITY OF THE VIRGIN ISLAN	-	-	-	-	-	-	31,846,750	31,846,750
DEPT OF JUSTICE	9,418,212	3,622,427	27,496	1,121,148	232,300	-	-	14,421,583
BUREAU OF CORRECTION	15,114,273	5,897,068	1,237,733	11,191,939	2,500,000	-	-	35,941,013
OFFICE OF THE GOVERNOR	5,166,500	1,843,785	304,275	3,531,685	550,000	555,000	-	11,951,245
OFFICE OF MANAGEMENT & BUDGET	1,928,900	752,243	33,500	180,188	52,000	40,000	-	2,986,831
DIVISION OF PERSONNEL	2,532,083	1,035,220	39,303	476,616	149,900	16,672	-	4,249,794
VITEMA	2,786,406	1,244,273	122,677	631,062	350,000	-	-	5,134,418
FIRE SERVICES	13,477,894	6,111,595	-	601,700	248,740	-	-	20,439,929
BUREAU OF INFO. TECH	957,498	385,105	38,000	669,102	181,500	55,000	-	2,286,205
VI ENERGY OFFICE	652,617	286,057	16,172	287,634	43,700	-	-	1,286,180
OFFICE OF THE ADJUTANT GENERAL	392,494	157,604	42,497	186,126	374,004	75,000	-	1,227,725
OFFICE OF VETERAN AFFAIRS	238,751	111,249	-	-	-	-	-	350,000
OFFICE OF LT. GOVERNOR	5,464,974	2,318,739	-	2,000,000	-	-	-	9,783,713
BOARD OF EDUCATION	-	-	-	-	-	-	1,742,975	1,742,975
INTERNAL REVENUE BUREAU	7,432,547	3,302,145	82,500	1,773,163	316,000	85,000	-	12,991,355
VI INSPECTOR GENERAL	-	-	-	-	-	-	2,118,450	2,118,450
BUREAU OF MOTOR VEHICLES	1,180,825	583,999	29,989	100,000	125,000	-	-	2,019,813
DEPARTMENT OF LABOR	2,761,907	835,616	66,712	575,588	127,719	-	-	4,367,542
LICENSING & CONSUMER AFFAIRS	2,253,716	937,886	20,000	493,908	86,000	40,000	-	3,831,510
DEPARTMENT OF FINANCE	2,564,512	902,902	239,386	948,950	667,000	120,000	-	5,442,750
DEPARTMENT OF EDUCATION	94,257,623	44,934,463	3,663,910	14,194,834	10,000,000	-	-	167,050,830
CAREER & TECHNICAL EDUC. BOARD	-	-	-	-	-	-	600,000	600,000
VI POLICE DEPARTMENT	37,773,764	14,297,099	3,125,410	5,675,781	1,652,362	558,000	-	63,082,416
LEPC	450,223	214,831	-	132,549	30,000	-	-	827,603
DEPARTMENT OF PROPERTY & PROC	2,040,384	885,427	5,000	75,000	180,773	-	-	3,186,584
DEPARTMENT OF PUBLIC WORKS	6,783,859	3,231,235	705,000	9,244,090	875,000	30,000	-	20,869,184
HEALTH	12,787,270	5,285,497	398,615	3,898,743	976,405	-	-	23,346,530
HOSPITAL & HEALTH FACILITIES C	-	-	-	-	-	-	42,621,392	42,621,392
DEPARTMENT OF HUMAN SERVICES	20,572,837	8,259,799	1,797,177	35,129,078	3,275,000	-	-	69,033,891
DEPARTMENT OF PLANNING AND NAT	3,910,929	1,808,531	124,999	699,413	371,548	-	-	6,915,420
DEPARTMENT OF AGRICULTURE	2,307,034	1,133,453	75,000	74,636	175,000	321,877	-	4,087,000
DEPT SPORTS PARKS & RECREATION	3,441,979	1,910,903	433,516	471,964	774,804	-	-	7,033,166
TOURISM	1,675,518	695,310	12,795	139,000	86,982	-	-	2,609,605
MISCELLANEOUS APPROPRIATION	10,544,228	43,454,813	709,057	47,739,565	1,612,877	84,829	-	104,145,369
PERB	-	-	-	-	-	-	1,106,370	1,106,370
LABOR MANAGEMENT COUNC	-	-	-	-	-	-	175,000	175,000
SUB TOTAL	270,869,758	156,439,273	13,350,719	142,243,462	26,014,614	1,981,378	165,465,879	776,365,083
60/40 HEALTH INSURANCE COST SAVING INITIATIVE								
FURLOUGH INITIATIVE SIX(6) DAYS								
GRAND TOTAL								776,365,083
Schneider Regional Medical Center	\$22,472,518							
Juan F. Luis Hospital				\$20,148,874				
Board of Elections - STT/STJ	\$75,000							
Board of Elections - STX				\$75,000				
Board of Education Scholarships	\$1,299,966							
and WTJX								
\$4,436,061 under Miscellaneous Budget								

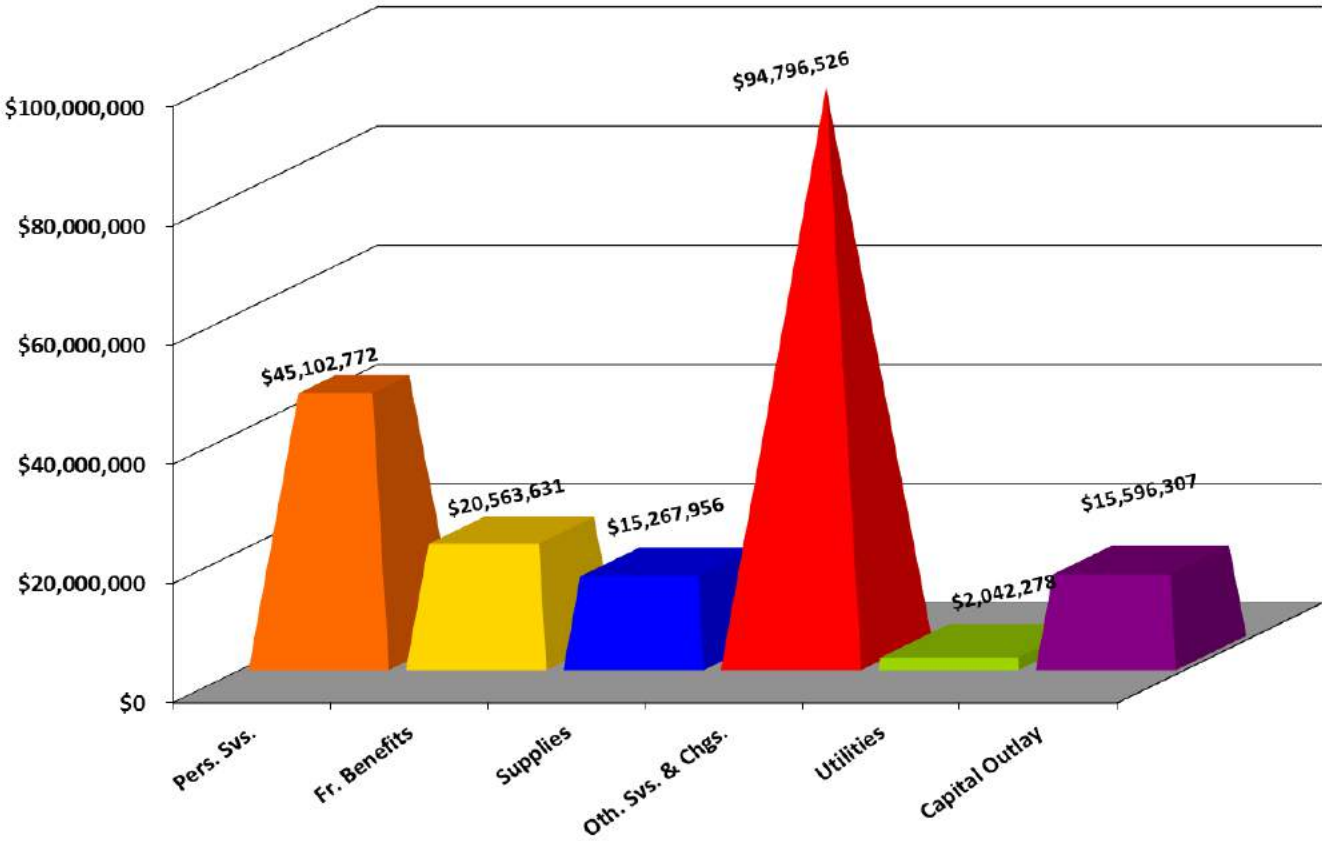
BUDGETARY CATEGORY
General Fund - \$776,365,083



**SCHEDULE OF DEPARTMENTS
BY BUDGET CATEGORY
FEDERAL FUND FISCAL YEAR 2017**

	Personnel Services	Fringe Benefits	Supplies	Other Srvcs. Chrgs	Utilities	Capital Outlays	Grand Total
DEPARTMENT OF JUSTICE	1,897,748	804,001	59,600	2,084,252	95,000	13,705	4,954,306
VITEMA	902,152	360,597	76,651	3,562,436	-	66,151	4,967,987
V.I. FIRE SERVICES	-	-	40,000	-	-	-	40,000
BUREAU OF INFO.TECH	65,000	24,290	-	-	-	-	89,290
VI ENERGY OFFICE	92,570	40,197	29,243	237,620	-	-	399,630
OFFICE OF THE ADJUTANT GENERAL	1,452,007	661,698	159,321	1,386,251	1,461,102	570,000	5,690,379
OFFICE OF LT. GOVERNOR	-	-	4,236	41,651	-	-	45,887
DEPARTMENT OF LABOR	3,115,776	1,415,540	81,381	2,245,902	18,918	10,000	6,887,517
DEPARTMENT OF EDUCATION	10,073,723	4,955,287	6,603,077	16,290,206	-	228,302	38,150,595
V.I. POLICE DEPARTMENT	1,474,423	420,979	99,638	682,374	-	129,990	2,807,404
LEPC	220,400	91,072	-	2,310,613	-	-	2,622,085
DEPARTMENT OF PUBLIC WORKS	280,250	103,049	-	8,437,034	-	10,870,323	19,690,656
VI WASTE MANAGEMENT AUTHORITY	-	-	-	-	-	1,400,000	1,400,000
DEPARTMENT OF HEALTH	6,065,105	2,550,868	6,476,006	4,303,904	31,200	291,365	19,718,448
DEPARTMENT OF HUMAN SERVICES	14,659,928	7,128,138	400,032	46,225,699	206,501	100,000	68,720,298
DEPARTMENT OF PLANNING & NATURAL RESOURCES	4,708,330	1,960,253	1,230,890	6,912,487	229,557	1,916,471	16,957,988
DEPARTMENT OF AGRICULTURE	95,360	47,662	7,881	76,097	-	-	227,000
GRAND TOTAL	45,102,772	20,563,631	15,267,956	94,796,526	2,042,278	15,596,307	193,369,470

BUDGETARY CATEGORY
Federal Fund - \$193,693,470



Government of the Virgin Islands
Listing of Federal Grants - 2017

GOVERNMENT ENTITY Federal Grantor Grant Description Type of Assistance	MATCH RATIO FEDERAL/LOCAL or 100% FEDERAL	FY 2015		FY 2016		FY 2017		LOCAL MATCH AND/OR MOE FUNDS	GRANT PERIOD
		ACTUAL	ESTIMATED	ESTIMATED	PROJECTED	PROJECTED			
		TOTAL EXPENDITURE	PRIOR YEAR(S) GRANT AWARDS BALANCE BROUGHT FORWARD	TOTAL AWARD	TOTAL ESTIMATED EXPENDITURE	GRANT AWARD(S) CARRYFORWARD BALANCE	TOTAL AWARD		
ORG 110 DEPARTMENT OF JUSTICE									
U.S. Department of Justice	100%	258,405	580,391	463,705	644,096	400,000	463,705	-	10/01/16-09/30/18
U.S. Department of Health and Human Services	66/34%	2,197,643	100,000	3,224,629	3,324,629	-	4,401,316	1,784,403	10/01/16-09/30/18
U.S. Executive Office of the President	100%	93,065	79,867	88,884	168,751	-	89,285	-	01/01/17- 12/31/18
TOTAL ORG 110 DEPARTMENT OF JUSTICE		2,549,113	760,258	3,777,218	4,137,476	400,000	4,954,306	1,784,403	
ORG 150 BUREAU OF CORRECTIONS									
U.S. Department of Interior	100%	-	865,000	-	-	-	-	-	9/9/14-9/30/19
U.S. Department of Justice	100%	-	437,547	-	437,547	-	-	-	10/15/12 - Until Expended
TOTAL ORG 150 BUREAU OF CORRECTIONS		-	1,302,547	-	437,547	-	-	-	
ORG 200 OFFICE OF THE GOVERNOR									
U.S. Department of Commerce	88/12%	341,737	98,263	286,673	384,936	-	-	-	10/05/15-10/05/17
U.S. Department of Interior	100%	-	500,000	-	250,000	250,000	-	-	07/22/15-09/30/17
U.S. Department of Health and Human Services	100%	124,981	139,876	-	139,876	-	-	-	08/01/15 - 07/31/16
TOTAL ORG 200 OFFICE OF THE GOVERNOR		466,718	738,139	286,673	774,812	250,000	-	-	
ORG 230 VI TERRITORIAL EMERGENCY MANAGEMENT									
U.S. Department of Commerce	100%	144,068	1,215,529	529,120	338,874	529,120	523,183	-	09/01/17-08/31/19
U.S. Department of Homeland Security	100%	3,264,759	14,835,473	2,053,654	5,409,819	2,053,654	4,444,804	882,933	09/01/17-08/31/20
TOTAL ORG 230 VI TERRITORIAL EMERGENCY MANAGE		3,408,827	16,051,002	2,582,774	5,748,693	2,582,774	4,967,987	882,933	
ORG 240 VIRGIN ISLANDS FIRE SERVICES									
U.S. Department of Agriculture	100%	72,940	140,000	40,000	180,000	-	40,000	-	08/01/17-09/30/19
U.S. Department of Interior	100%	876	1,023,983	-	1,023,983	-	-	-	09/19/12-08/30/17
TOTAL ORG 240 VIRGIN ISLANDS FIRE SERVICE		73,816	1,163,983	40,000	1,203,983	-	40,000	-	
ORG 260 BUREAU OF INFORMATION TECHNOLOGY									
U.S. Department of Commerce	100%	187,981	222,510	-	127,066	95,444	-	-	08/01/13-07/31/16
TOTAL ORG 260 BUREAU OF INFORMATION TECHNOLO		187,981	222,510	-	127,066	95,444	-	-	
ORG 270 VIRGIN ISLANDS ENERGY OFFICE									
U.S. Department of Energy	100%	277,816	125,561	571,140	696,701	-	399,630	-	10/01/16-09/30/17
TOTAL ORG 270 VIRGIN ISLANDS ENERGY OFFICE		277,816	125,561	571,140	696,701	-	399,630	-	
ORG 280 OFFICE OF THE ADJUTANT GENERAL									
U.S. Department of Defense	74/26%	4,658,040	-	4,282,631	4,282,631	-	5,690,379	529,393	10/01/16-09/30/17
TOTAL ORG 280 OFFICE OF THE ADJUTANT GENERAL		4,658,040	-	4,282,631	4,282,631	-	5,690,379	529,393	

Government of the Virgin Islands

Listing of Federal Grants - 2017

GOVERNMENT ENTITY Federal Grantor Grant Description <i>Type of Assistance</i>	MATCH RATIO FEDERAL/LOCAL or 100% FEDERAL	FY 2015		FY 2016		FY 2017		LOCAL MATCH AND/OR MOE FUNDS	GRANT PERIOD
		ACTUAL		ESTIMATED		PROJECTED			
		TOTAL EXPENDITURE	PRIOR YEAR(S) GRANT AWARDS BALANCE BROUGHT FORWARD	TOTAL AWARD	TOTAL ESTIMATED EXPENDITURE	GRANT AWARD(S) CARRYFORWARD BALANCE	TOTAL AWARD		
ORG 300 OFFICE OF THE LIEUTENANT GOVERNOR									
U.S. Department of Health and Human Services	100%	17,195	27,671	45,887	70,031	3,527	45,887	-	04/01/17-03/31/18
TOTAL ORG 300 OFFICE OF THE LIEUTENANT GOVERNOR		17,195	27,671	45,887	70,031	3,527	45,887	-	
ORG 340 BUREAU OF INTERNAL REVENUE									
U.S. Department of the Interior	100%	161,530	-	-	-	-	-	-	10/01/14-09/30/15
TOTAL ORG 340 BUREAU OF INTERNAL REVENUE		161,530	-	-	-	-	-	-	
ORG 360 BUREAU OF MOTOR VEHICLE									
U.S. Department of Interior	100%	-	52,250	-	-	52,250	-	-	09/09/14-09/30/19
U.S. Department of Transportation	100%	-	-	846,970	-	846,970	-	-	07/01/16-06/30/18
TOTAL ORG 360 BUREAU OF MOTOR VEHICLE		-	52,250	846,970	-	899,220	-	-	
ORG 370 DEPARTMENT OF LABOR									
U.S. Department of Labor	100%	7,301,671	7,229,090	5,733,798	10,317,825	2,487,673	6,887,517	-	07/01/16-09/30/19
TOTAL ORG 370 DEPARTMENT OF LABOR		7,301,671	7,229,090	5,733,798	10,317,825	2,487,673	6,887,517	-	
ORG 400 DEPARTMENT OF EDUCATION									
U.S. Department of Agriculture	100%	7,310,467	314,816	8,632,788	8,805,313	-	8,632,779	-	10/01/16-09/30/18
U.S. Department of Education	100%	38,185,777	4,633,928	33,936,144	36,157,459	2,377,404	29,456,800	-	10/01/16-09/30/19
TOTAL ORG 400 DEPARTMENT OF EDUCATION		45,496,244	4,948,744	42,568,932	44,962,772	2,377,404	38,089,579	-	
ORG 500 VIRGIN ISLANDS POLICE DEPARTMENT									
U.S. Department of Justice	84/16%	529,955	2,640,060	-	1,181,524	1,458,536	-	346,008	09/01/15-08/31/18
U.S. Department of Transportation	100%	412,783	350,000	2,061,488	1,979,766	175,000	2,007,593	-	10/01/16-09/30/18
TOTAL ORG 500 VIRGIN ISLANDS POLICE DEPARTMENT		942,738	2,990,060	2,061,488	3,161,290	1,633,536	2,007,593	346,008	
ORG 520 LAW ENFORCEMENT PLANNING COMMISSION									
U.S. Department of Justice	100%	1,382,809	9,303,590	2,495,619	2,204,570	9,285,559	2,495,619	-	10/01/16-09/30/20
TOTAL ORG 520 LAW ENFORCEMENT PLANNING COMM		1,382,809	9,303,590	2,495,619	2,204,570	9,285,559	2,495,619	-	

Government of the Virgin Islands
Listing of Federal Grants - 2017

GOVERNMENT ENTITY Federal Grantor Grant Description <i>Type of Assistance</i>	MATCH RATIO FEDERAL/LOCAL or 100% FEDERAL	FY 2015		FY 2016		FY 2017		LOCAL MATCH AND/OR MOE FUNDS	GRANT PERIOD
		ACTUAL		ESTIMATED		PROJECTED			
		TOTAL EXPENDITURE	PRIOR YEAR(S) GRANT AWARDS BALANCE BROUGHT FORWARD	TOTAL AWARD	TOTAL ESTIMATED EXPENDITURE	GRANT AWARD(S) CARRYFORWARD BALANCE	TOTAL AWARD		
ORG 610 DEPARTMENT OF PUBLIC WORKS									
U.S. Department of the Interior	100%	59,000	3,216,147	-	32,500	3,183,647	-	-	06/27/13-08/31/18
U.S. Department of Transportation	100%	21,783,402	44,357,168	40,340,323	12,902,174	71,795,317	19,690,656	-	09/15/17-Until Expended
U.S. Environmental Protection Agency	100%	3,408,985	20,592,116	-	6,611,740	13,980,376	-	-	01/31/15-01/30/21
TOTAL ORG 610 DEPARTMENT OF PUBLIC WORKS		25,251,387	68,165,431	40,340,323	19,546,414	88,959,340	19,690,656	-	
ORG 620 WASTE MANAGEMENT AUTHORITY									
U.S. Department of the Interior	100%	1,532,564	986,700	-	986,700	-	1,400,000	-	01/01/17-09/30/19
TOTAL ORG 620 WASTE MANAGEMENT AUTHORITY		1,532,564	986,700	-	986,700	-	1,400,000	-	
ORG 700 DEPARTMENT OF HEALTH									
U.S. Department of Agriculture	100%	6,175,991	78,100	7,237,142	7,315,242	-	7,237,142	-	10/01/16-09/30/17
U.S. Department of the Interior	100%	153,877	1,295,487	-	799,114	496,373	-	-	09/13/12-08/30/17
U.S. Department of Education	100%	886,374	740,543	792,807	860,543	672,807	792,807	-	07/01/17-09/30/19
U.S. Department of Health and Human Services	57/43 - 100%	9,531,135	10,693,482	11,583,620	13,641,319	8,041,137	11,583,620	1,541,738	10/01/16-09/30/18
TOTAL ORG 700 DEPARTMENT OF HEALTH		16,747,377	12,807,612	19,613,569	22,616,218	9,210,317	19,613,569	1,541,738	
ORG 720 DEPARTMENT OF HUMAN SERVICES									
U.S. Department of Agriculture	50/50 - 100%	5,675,357	20,700	6,246,405	6,267,105	-	6,246,405	5,349,429	10/01/15-09/30/17
Department of Housing and Urban Development	100%	27,170	-	-	-	-	-	-	06/02/16-07/31/18
U.S. Department of Justice	100%	97,294	542,324	163,000	705,324	-	163,000	-	10/01/15-09/30/19
U.S. Department of Labor	90/10%	896,968	974,891	974,891	1,949,782	-	974,891	139,309	07/01/16-06/30/17
U.S. Department of Education	79/21 - 100%	1,769,375	290,496	2,638,296	2,928,792	-	2,638,296	-	10/01/15-09/30/17
U.S. Department of Health and Human Services	50/50 - 100%	53,587,062	26,321,227	58,268,590	81,631,458	2,957,563	58,268,590	16,520,772	10/01/15-09/30/17
Corporation for National and Community Service	90/10 - 100%	220,417	255,983	254,561	510,544	-	254,561	80,353	07/01/16-06/30/17
TOTAL ORG 720 DEPARTMENT OF HUMAN SERVICES		62,273,643	28,405,621	68,545,743	93,993,005	2,957,563	68,545,743	22,089,863	
ORG 800 DEPT. OF PLANNING & NATURAL RESOURCES									
U.S. Department of Commerce	50/50 - 100%	2,087,634	2,033,288	1,929,168	2,137,077	1,825,379	3,190,620	846,000	04/01/17-03/31/21
U.S. Department of the Interior	100%	509,375	4,375,972	4,306,122	3,129,884	5,552,210	4,713,201	-	10/01/16-09/30/18
Department of Transportation	100%	7,878	55,509	67,920	43,950	27,920	67,920	-	10/01/16-09/30/17
Institute of Museum and Library Services	100%	99,461	-	128,364	128,364	-	128,364	-	10/01/16-09/30/17
Environmental Protection Agency	100%	3,947,237	29,984,668	7,141,402	29,242,825	5,740,204	7,141,402	-	10/01/16-09/30/22
U.S. Department of Homeland Security	58/42 - 100%	778,563	234,271	692,321	926,592	-	692,321	575,874	10/01/16-09/30/18
TOTAL ORG 800 DEPARTMENT OF PLANNING AND NATI		7,430,148	36,683,708	14,265,297	35,608,692	13,145,714	15,933,828	1,421,874	

Government of the Virgin Islands
Listing of Federal Grants - 2017

GOVERNMENT ENTITY Federal Grantor Grant Description <i>Type of Assistance</i>	MATCH RATIO FEDERAL/LOCAL or 100% FEDERAL	FY 2015	FY 2016		FY 2017		TOTAL AWARD	LOCAL MATCH AND/OR MOE FUNDS	GRANT PERIOD
		ACTUAL	ESTIMATED		PROJECTED				
		TOTAL	PRIOR YEAR(S) GRANT AWARDS BALANCE	TOTAL	TOTAL	GRANT AWARD(S) CARRYFORWARD BALANCE			
		EXPENDITURE BROUGHT FORWARD		AWARD					
ORG 830 DEPARTMENT OF AGRICULTURE									
U.S. Department of Agriculture	100%	336,121	1,249,397	32,822	1,420,732	-	227,000	-	10/01/16-09/30/18
TOTAL ORG 830 DEPARTMENT OF AGRICULTURE		336,121	1,249,397	32,822	1,420,732	-	227,000	-	
GRAND TOTAL ALL DEPARTMENTS/AGENCIES		180,495,738	193,213,873	208,090,884	252,297,158	134,288,071	190,989,293	28,596,212	

**GOVERNMENT OF THE VIRGIN ISLANDS
THREE YEAR EXPENDITURE REPORT (2015-2017)**

Departments/Agencies	Funding Source	Fiscal Year 2015 ACTUAL		Fiscal Year 2016 ⁺ APPROVED ESTIMATED		Fiscal Year 2017 RECOMMENDED PROJECTED	
		Appropriated	Non-appropriated	Appropriated	Non-appropriated	Appropriated	Non-appropriated
Legislative	General Fund	18,730,686	-	21,000,000	-	21,000,000	-
	Bonds Proceeds	-	-	-	-	-	-
	Sub-total	18,730,686	-	21,000,000	-	21,000,000	-
	Total		18,730,686		21,000,000		21,000,000
Superior Court	General Fund	27,709,644	-	28,586,120	-	28,586,120	-
	Bonds Proceeds	-	-	-	-	-	-
	Sub-total	27,709,644	-	28,586,120	-	28,586,120	-
	Total		27,709,644		28,586,120		28,586,120
Judicial Council	General Fund	161,295	-	108,161	-	108,161	-
	Bonds Proceeds	-	-	-	-	-	-
	Sub-total	161,295	-	108,161	-	108,161	-
	Total		161,295		108,161		108,161
Supreme Court	General Fund	5,809,296	-	5,910,661	-	6,660,661	-
	Bonds Proceeds	-	-	-	-	-	-
	Sub-total	5,809,296	-	5,910,661	-	6,660,661	-
	Total		5,809,296		5,910,661		6,660,661
Public Defender's Office	General Fund	3,330,189	-	4,500,000	-	4,500,000	-
	Bonds Proceeds	-	-	-	-	-	-
	Sub-total	3,330,189	-	4,500,000	-	4,500,000	-
	Total		3,330,189		4,500,000		4,500,000
VI Election System	General Fund	1,394,019	-	1,400,000	-	1,400,000	-
	Federal Funds	-	-	-	-	-	-
	Sub-total	1,394,019	-	1,400,000	-	1,400,000	-
	Total		1,394,019		1,400,000		1,400,000
Board of Elections - STT/STJ	General Fund	110,962	-	75,000	-	75,000	-
	Sub-total	110,962	-	75,000	-	75,000	-
	Total		110,962		75,000		75,000
Board of Elections - STX	General Fund	80,242	-	75,000	-	75,000	-
	Sub-total	80,242	-	75,000	-	75,000	-
	Total		80,242		75,000		75,000
Board of Education	General Fund	1,689,968	-	1,742,975	-	1,742,975	-
	Sub-total	1,689,968	-	1,742,975	-	1,742,975	-
	Total		1,689,968		1,742,975		1,742,975

**GOVERNMENT OF THE VIRGIN ISLANDS
THREE YEAR EXPENDITURE REPORT (2015-2017)**

Departments/Agencies	Funding Source	Fiscal Year 2015 ACTUAL		Fiscal Year 2016 * APPROVED ESTIMATED		Fiscal Year 2017 RECOMMENDED PROJECTED	
		Appropriated	Non-appropriated	Appropriated	Non-appropriated	Appropriated	Non-appropriated
Office of Inspector General	General Fund	1,610,661	-	2,000,000	-	2,118,450	-
	Sub-total	1,610,661	-	2,000,000	-	2,118,450	-
	Total		1,610,661		2,000,000		2,118,450
Bd. of Career and Technical Voc	General Fund	-	-	600,000	-	600,000	-
	Sub-total	-	-	600,000	-	600,000	-
	Total		-		600,000		600,000
V.I. Waste Management Agency	General Fund	21,965,000	-	22,850,000	-	22,850,000	-
	STJ Cap. Improve. Fund	1,000,000	-	1,000,000	-	500,000	-
	Tourism Adv. Revol. Fund	300,000	-	300,000	-	300,000	-
	Anti-Litter Beaut. Fund	4,207,050	-	3,548,522	-	5,000,000	-
	Sewer Fund	-	-	3,000,000	-	3,000,000	-
	Federal Funds	-	1,532,564	-	-	-	1,400,000
	Sub-Total	27,472,050	1,532,564	30,698,522	-	31,650,000	1,400,000
Total		29,004,614		30,698,522		33,050,000	
Schneider Regional Medical Cen	General Fund	(2) 32,972,518	-	22,472,518	-	22,472,518	-
	Hospital Revol. Fund	-	63,000,000	-	60,916,285	-	60,916,285
	Sub-total	32,972,518	63,000,000	22,472,518	60,916,285	22,472,518	60,916,285
Total		95,972,518		83,388,803		83,388,803	
Governor Juan F. Luis Hospital	General Fund	(2) 32,148,874	-	20,148,874	-	20,148,874	-
	Hospital Revol. Fund	-	57,449,409	-	73,620,887	-	77,529,947
	Sub-Total	32,148,874	57,449,409	20,148,874	73,620,887	20,148,874	77,529,947
Total		89,598,283		93,769,761		97,678,821	
University of the Virgin Islands	General Fund	29,000,000	-	29,954,053	-	31,846,750	-
	Sub-total	29,000,000	-	29,954,053	-	31,846,750	-
	Total		29,000,000		29,954,053		31,846,750
Department of Justice	General Fund	10,645,537	-	12,817,951	-	14,421,583	-
	Crime Prev Pros Fund	-	-	-	-	-	-
	Federal Funds	-	2,463,499	-	3,777,218	-	4,954,306
	Sub-total	10,645,537	2,463,499	12,817,951	3,777,218	14,421,583	4,954,306
Total		13,109,036		16,595,169		19,375,889	
Bureau of Corrections	General Fund	29,132,733	-	31,858,131	-	35,941,013	-
	Federal Funds	-	-	-	155,369	-	-
	Sub-total	29,132,733	-	31,858,131	155,369	35,941,013	-
	Total		29,132,733		32,013,500		35,941,013

**GOVERNMENT OF THE VIRGIN ISLANDS
THREE YEAR EXPENDITURE REPORT (2015-2017)**

Departments/Agencies	Funding Source	Fiscal Year 2015 ACTUAL		Fiscal Year 2016 * APPROVED ESTIMATED		Fiscal Year 2017 RECOMMENDED PROJECTED	
		Appropriated	Non-appropriated	Appropriated	Non-appropriated	Appropriated	Non-appropriated
Office of the Governor	General Fund	8,883,828	-	9,225,000	-	11,951,245	-
	Tourism Adv. Revolving Fund	30,036	-	-	-	150,000	-
	Stripper Well Funds	-	-	-	-	-	-
	ARRA Funds	-	-	-	-	-	-
	Federal Funds	-	330,576	-	639,876	-	536,673
	Sub-total	8,913,864	330,576	9,225,000	639,876	12,101,245	536,673
	Total		9,244,440		9,864,876		12,637,918
Office of Management and Budg	General Fund	2,059,265	-	2,247,907	-	2,986,831	-
	Indirect Cost Fund	1,220,388	-	1,871,650	-	1,823,597	-
	Sub-total	3,279,653	-	4,119,557	-	4,810,428	-
	Total		3,279,653		4,119,557		4,810,428
Division of Personnel	General Fund	2,621,270	-	2,975,186	-	4,249,794	-
	Indirect Cost Fund	441,127	-	500,659	-	632,091	-
	Union Arbitration Award Fund	669,547	-	381,685	-	-	-
	Training Revolving Fund	-	81,073	-	62,980	-	73,944
	Sub-total	3,731,944	81,073	3,857,530	62,980	4,881,885	73,944
	Total		3,813,017		3,920,510		4,955,829
V. I. Territorial Emergency Mgt	General Fund	4,118,982	-	5,134,418	-	5,134,418	-
	Emer. Svc. Special Fund	-	463,692	-	920,623	-	668,000
	Federal Funds	-	2,582,775	-	2,582,775	-	4,967,987
	Sub-total	4,118,982	3,046,467	5,134,418	3,503,398	5,134,418	5,635,987
	Total		7,165,449		8,637,816		10,770,405
Virgin Islands Fire Service	General Fund	18,407,578	-	18,157,087	-	20,439,930	-
	Emer. Svc. Special Fund	-	541,553	-	571,946	-	647,131
	Fire Svc. Emer. Fund	-	391,557	-	489,446	-	431,420
	Ambulance Services	-	-	-	-	-	-
	Federal Funds	-	100,000	-	140,000	-	140,000
	Sub-total	18,407,578	1,033,110	18,157,087	1,201,392	20,439,930	1,218,551
	Total		19,440,688		19,358,479		21,658,481
Bureau of Information Technolo	General Fund	2,153,909	-	2,000,000	-	2,286,205	-
	911 Certification Upgrade Fd.	-	-	-	-	-	-
	Federal Funds	-	187,981	-	127,066	-	89,290
	Sub-total	2,153,909	187,981	2,000,000	127,066	2,286,205	89,290
	Total		2,341,890		2,127,066		2,375,495
V.I. Energy Office	General Fund	1,330,848	-	1,201,578	-	1,286,180	-
	Federal Funds	-	277,816	-	571,140	-	399,630
	Sub-total	1,330,848	277,816	1,201,578	571,140	1,286,180	399,630
	Total		1,608,664		1,772,718		1,685,810

**GOVERNMENT OF THE VIRGIN ISLANDS
THREE YEAR EXPENDITURE REPORT (2015-2017)**

Departments/Agencies	Funding Source	Fiscal Year 2015 ACTUAL		Fiscal Year 2016 ⁺ APPROVED ESTIMATED		Fiscal Year 2017 RECOMMENDED PROJECTED	
		Appropriated	Non-appropriated	Appropriated	Non-appropriated	Appropriated	Non-appropriated
Adjutant General	General Fund	1,124,032	-	1,227,720	-	1,227,725	-
	Federal Funds	-	4,658,040	-	4,282,631	-	5,690,379
	Sub-total	1,124,032	4,658,040	1,227,720	4,282,631	1,227,725	5,690,379
	Total		5,782,072		5,510,351		6,918,104
Office of Veterans Affairs	General Fund	467,219	-	350,000	-	350,000	-
	V.I. Lottery & Taxi Auc.	-	-	-	117,946	-	117,000
	Sub-total	467,219	-	350,000	117,946	350,000	117,000
	Total		467,219		467,946		467,000
Office of Lt. Governor	General Fund	5,687,240	-	6,652,360	-	9,783,714	-
	Comm. Ins. Admin. Fund	-	3,134,277	-	2,880,021	-	3,000,000
	Corp. Div. Revolving Fund	-	181,945	-	403,447	-	280,346
	Financial Services Fund	-	2,653,283	-	6,092,729	-	5,190,831
	Tax Assessors Revol. Fund	-	329,598	-	109,368	-	500,000
	GIS Data Access Fund	-	23,602	-	48,926	-	25,000
	Recorder of Deed Revol. Fund	-	130,721	-	213,750	-	200,000
	Federal Funds	-	17,195	-	45,887	-	45,887
	Sub-total	5,687,240	6,470,621	6,652,360	9,794,128	9,783,714	9,242,064
	Total		12,157,861		16,446,488		19,025,778
Bureau of Internal Revenue	General Fund	9,531,913	-	10,200,000	-	12,991,355	-
	Casino Revenue Fund	-	-	-	-	-	-
	Federal Funds	-	161,530	-	-	-	-
	Sub-total	9,531,913	161,530	10,200,000	-	12,991,355	-
Total		9,693,443		10,200,000		12,991,355	
Bureau of Motor Vehicles	General Fund	1,338,930	-	2,019,813	-	2,019,813	-
	Bureau of Motor Veh. Fund	792,557	-	1,000,000	-	1,000,000	-
	Person. License Plate Fund	-	896,961	-	726,534	-	689,452
	Federal Funds	-	-	-	846,970	-	-
	Sub-Total	2,131,487	896,961	3,019,813	1,573,504	3,019,813	689,452
Total		3,028,448		4,593,317		3,709,265	
Department of Labor	General Fund	3,687,068	-	4,049,412	-	4,367,542	-
	Govt. Insurance Fund	9,018,776	-	1,087,819	-	1,342,053	-
	At-Risk Disadvantage Youth	-	54,900	-	344,828	-	250,167
	Departmental Indirect Cost	-	681,687	-	674,541	-	751,056
	Federal Funds	-	7,301,671	-	6,689,619	-	6,887,517
	Sub-total	12,705,844	8,038,258	5,137,231	7,708,988	5,709,595	7,888,740
Total		20,744,102		12,846,219		13,598,335	

**GOVERNMENT OF THE VIRGIN ISLANDS
THREE YEAR EXPENDITURE REPORT (2015-2017)**

Departments/Agencies	Funding Source	Fiscal Year 2015 ACTUAL		Fiscal Year 2016 * APPROVED ESTIMATED		Fiscal Year 2017 RECOMMENDED PROJECTED	
		Appropriated	Non-appropriated	Appropriated	Non-appropriated	Appropriated	Non-appropriated
V. I. Labor Mgmt Committee	General Fund					175,000	
	Union Arbitration Fund	175,000	-	175,000	-	-	-
	Sub-total	175,000	-	175,000	-	175,000	-
	Total		175,000		175,000		175,000
Public Employee Relations Board	General Fund					1,106,370	
	Union Arbitration Fund	1,181,760	-	1,106,370	-	-	-
	Sub-total	1,181,760	-	1,106,370	-	1,106,370	-
	Total		1,181,760		1,106,370		1,106,370
Department of Licensing and Control	General Fund	2,869,851	-	3,236,003	-	3,831,510	-
	Consu. Protec. Revol. Fund	-	323,740	-	437,519	-	400,147
	Sub-total	2,869,851	323,740	3,236,003	437,519	3,831,510	400,147
	Total		3,193,591		3,673,522		4,231,657
Public Services Commission	Pub. Serv. Com. Revol. Fund	1,614,668	-	1,753,765	-	1,782,084	-
	Dock Spec. & Lifeline Link	-	368,511	-	1,122,300	-	1,122,300
	Sub-total	1,614,668	368,511	1,753,765	1,122,300	1,782,084	1,122,300
	Total		1,983,179		2,876,065		2,904,384
Taxicab Commission	General Fund	-	-	-	-	-	-
	Taxi License Fund	488,181	-	539,544	-	856,390	-
	Sub-total	488,181	-	539,544	-	856,390	-
	Total		488,181		539,544		856,390
Department of Finance	General Fund	4,089,978	-	5,289,653	-	5,442,750	-
	Govt. Ins. Fund	384,786	-	715,305	-	759,343	-
	Indirect Cost Fund	123,577	-	218,219	-	257,995	-
	Data Processing Fund	-	57,184	-	78,044	-	73,142
	ARRA Funds	-	-	-	-	-	-
	Federal Funds	-	-	-	-	-	-
	Sub-total	4,598,341	57,184	6,223,177	78,044	6,460,088	73,142
	Total		4,655,525		6,301,221		6,533,230
Finance 390*	Carib. Basin Initia. Fund	7,600,000	-	8,900,000	-	8,900,000	-
	Internal Rev. Matching Fund	19,766,000	-	22,700,000	-	8,500,000	-
	Interest Revenue Fund	-	-	1,000,000	-	1,000,000	-
	Trans. Trust Fund	11,500,000	-	12,000,000	-	15,800,000	-
	Union Arbitration Fund	1,125,000	-	1,125,000	-	1,000,000	-
	St. Croix Capital Improvement	-	-	2,000,000	-	2,000,000	-
	Tourism Advertising Revolving Fund	-	-	-	-	4,500,000	-
	Community Facilities Trust Fund	331,396	-	1,185,413	-	1,185,413	-
	Interest Earned on Debt Service R	1,100,000	-	1,100,000	-	1,100,000	-
	V.I. Insurance Guar. Fund	-	11,000,000	-	18,271,000	-	12,000,000
	Sub-total	41,422,396	11,000,000	50,010,413	18,271,000	43,985,413	12,000,000
	Total		52,422,396		68,281,413		55,985,413

**GOVERNMENT OF THE VIRGIN ISLANDS
THREE YEAR EXPENDITURE REPORT (2015-2017)**

Departments/Agencies	Funding Source	Fiscal Year 2015 ACTUAL		Fiscal Year 2016 * APPROVED ESTIMATED		Fiscal Year 2017 RECOMMENDED PROJECTED		
		Appropriated	Non-appropriated	Appropriated	Non-appropriated	Appropriated	Non-appropriated	
Department of Education	General Fund	150,898,431	-	168,541,407	-	167,050,830	-	
	Internal Rev. Matching Fund	-	-	-	-	-	-	
	E-Rate	-	481,210	-	1,644,081	-	906,591	
	Casino Revenue Fund	-	293,299	-	2,663,276	-	195,000	
	JROTC Fund	-	307,241	-	275,000	-	400,000	
	Adult Edu. Fund	-	115,222	-	4,000	-	137,650	
	Education Initiative	-	2,038,644	-	2,647,566	-	1,685,716	
	Departmental Indirect Cost	-	1,432,473	-	1,676,014	-	883,658	
	ARRA Funds	-	-	-	-	-	-	
	Federal Funds	-	45,496,244	-	42,568,932	-	38,150,595	
Sub-total		150,898,431	50,164,333	168,541,407	51,478,869	167,050,830	42,359,210	
Total			201,062,764		220,020,276		209,410,040	
Virgin Islands Police Departmen	General Fund	53,551,939	-	59,942,468	-	63,082,416	-	
	Tour. Adv. Revolving Fund	375,074	-	94,704	-	850,000	-	
	Casino Revenue Fund	-	61,518	-	150,000	-	150,000	
	Federal Funds	-	942,738	-	3,243,012	-	2,807,404	
	Sub-Total		53,927,013	1,004,256	60,037,172	3,393,012	63,932,416	2,957,404
Total			54,931,269		63,430,184		66,889,820	
LEPC	General Fund	590,651	-	676,333	-	827,603	-	
	ARRA Funds	-	-	-	-	-	-	
	Federal Funds	-	1,374,839	-	2,622,085	-	2,622,085	
	Sub-total		590,651	1,374,839	676,333	2,622,085	827,603	2,622,085
Total			1,965,490		3,298,418		3,449,688	
Department of Property and Pro	General Fund	3,029,482	-	3,153,584	-	3,186,584	-	
	Bus. & Com. Prop. Revol. Fund	1,650,450	-	2,445,452	-	2,151,155	-	
	Indirect Cost Fund	146,838	-	143,235	-	138,746	-	
	Printing Production	-	568,209	-	180,000	-	750,486	
	Central Warehouse Revol. Fund	-	703,952	-	380,385	-	160,000	
	Gasoline Coupon Fund	-	3,322,914	-	1,000,000	-	1,000,000	
	Central Motor pool Revol. Fund	-	769,151	-	200,000	-	170,000	
	Sub-total		4,826,770	5,364,226	5,742,271	1,760,385	5,476,485	2,080,486
	Total			10,190,996		7,502,656		7,556,971
Department of Public Works	General Fund	16,899,554	-	18,301,471	-	20,869,184	-	
	STJ Cap. Improve. Fund	321,172	-	500,000	-	500,000	-	
	Tourism Revolving Fund	229,851	-	243,304	-	300,000	-	
	Anti-Litter & Beau. Fund	941,720	-	1,000,000	-	1,000,000	-	
	Public Transportation Fund	-	5,102,667	-	5,257,452	-	528,000	
	Public Parking Lot Fund	-	78,939	-	208,405	-	268,755	
	Public Cemetery Rev. Fund	-	36,319	-	27,300	-	66,000	
	Federal Funds	-	25,251,387	-	40,340,323	-	19,690,656	
	Sub-Total		18,392,297	30,469,312	20,044,775	45,833,480	22,669,184	20,553,411
	Total			48,861,609		65,878,255		43,222,595

**GOVERNMENT OF THE VIRGIN ISLANDS
THREE YEAR EXPENDITURE REPORT (2015-2017)**

Departments/Agencies	Funding Source	Fiscal Year 2015 ACTUAL		Fiscal Year 2016 * APPROVED ESTIMATED		Fiscal Year 2017 RECOMMENDED PROJECTED	
		Appropriated	Non-appropriated	Appropriated	Non-appropriated	Appropriated	Non-appropriated
Department of Health	General Fund	19,440,258	-	19,880,357	-	23,346,530	-
	Health Revol. Fund	2,504,561	-	2,554,707	-	2,554,707	-
	Emer. Serv. Special Fund	-	638,172	-	397,005	-	-
	Casino Revenue Fund	-	-	-	55,200	-	92,000
	Departmental Indirect Cost	-	608,196	-	735,087	-	723,087
	Federal Funds	-	<u>19,064,520</u>	-	<u>18,308,465</u>	-	<u>19,255,661</u>
	Sub-total		21,944,819	20,310,888	22,435,064	19,495,757	25,901,237
Total			42,255,707		41,930,821		45,971,985
Department of Human Services	General Fund	57,496,529	-	59,293,802	-	69,033,891	-
	Crisis Inter. Fund	962,809	-	1,000,000	-	1,000,000	-
	Departmental Indirect Cost	-	-	-	-	-	-
	Pharma. Asst. Fund	-	952,924	-	-	-	1,633,145
	Internal Revenue Matching NL	-	-	-	-	-	-
	Home for the Aged Fund	-	63,831	-	-	-	380,000
	ARRA Funds	-	-	-	-	-	-
	Federal Funds	-	<u>62,273,643</u>	-	<u>68,720,298</u>	-	<u>68,720,298</u>
Sub-total		58,459,338	63,290,398	60,293,802	68,720,298	70,033,891	70,733,443
Total			121,749,736		129,014,100		140,767,334
Department of Planning and Na	General Fund	6,699,246	-	6,911,143	-	6,915,420	-
	Departmental Indirect Cost	-	38,401	-	47,287	-	-
	CZM Program Income Fund	-	-	-	126,362	-	-
	Natural Resources Recla.	-	1,379,588	-	2,839,662	-	2,793,733
	Coastal Protection Fund	-	60,854	-	196,298	-	196,156
	Air Pollution Fund	-	616,987	-	464,963	-	390,371
	Fish and Game Fund	-	390,525	-	546,838	-	546,839
	Federal Funds	-	<u>7,430,148</u>	-	<u>14,265,297</u>	-	<u>16,957,988</u>
Sub-Total		6,699,246	9,916,503	6,911,143	18,486,707	6,915,420	20,885,087
Total			16,615,749		25,397,850		27,800,507
Department of Housing, Parks &	General Fund	1,097,615	-	-	-	-	-
	Casino Revenue Fund	-	-	-	-	-	-
	Athletic Fund	-	-	-	-	-	-
	Territorial Park Fund	-	-	-	-	-	-
	Federal Funds	-	-	-	-	-	-
Sub-Total		1,097,615	-	-	-	-	-
Total			1,097,615		-		-

**GOVERNMENT OF THE VIRGIN ISLANDS
THREE YEAR EXPENDITURE REPORT (2015-2017)**

Departments/Agencies	Funding Source	Fiscal Year 2015 ACTUAL		Fiscal Year 2016 * APPROVED ESTIMATED		Fiscal Year 2017 RECOMMENDED PROJECTED	
		Appropriated	Non-appropriated	Appropriated	Non-appropriated	Appropriated	Non-appropriated
Department of Agriculture	General Fund	2,688,159	-	4,087,000	-	4,087,000	-
	Agri. Revol. Fund	-	193,105	-	284,076	-	200,000
	Veterinary Medicine	-	12,542	-	50,000	-	15,000
	STX Thoroughbred Fund	-	27,504	-	31,989	-	25,000
	Federal Funds	-	336,121	-	171,335	-	227,000
	Sub-Total	2,688,159	569,272	4,087,000	537,400	4,087,000	467,000
	Total		3,257,431		4,624,400		4,554,000
Department of Sports, Parks & Rec.	General Fund	5,773,478	-	7,033,666	-	7,033,166	-
	Casino Revenue Fund	-	-	-	-	-	-
	Athletic Fund	-	80,950	-	15,000	-	50,000
	Territorial Park Fund	-	222,731	-	236,705	-	250,000
	Federal Funds	-	-	-	-	-	-
	Sub-Total	5,773,478	303,681	7,033,666	251,705	7,033,166	300,000
	Total		6,077,159		7,285,371		7,333,166
Department of Tourism	General Fund	2,112,691	-	2,452,163	-	2,609,605	-
	Tour. Adv. Revolving Fund	375,000	17,894,834	650,000	31,097,068	1,385,000	24,000,000
	Federal Funds	-	-	-	-	-	-
	Sub-Total	2,487,691	17,894,834	3,102,163	31,097,068	3,994,605	24,000,000
	Total		20,382,525		34,199,231		27,994,605
Miscellaneous	General Fund	127,140,403	-	109,983,828	-	104,145,369	-
	Sub-total	127,140,403	-	109,983,828	-	104,145,369	-
	Total		127,140,403		109,983,828		104,145,369
Appropriated Funds	Total General Fund	732,281,971		740,322,803		776,365,085	
	Cost Saving Initiatives	-		-		-	
	Net General Fund	732,281,971		740,322,803		776,365,085	
	Total Other Appropriated Funds	70,577,324		75,840,353		71,268,574	
	Sub-Total Appropriated	802,859,295		816,163,156		847,633,659	
	Interfund Transfers	(41,422,396)		(51,010,413)		(44,985,413)	
	Debt Service	78,262,444		85,580,231		86,474,281	
	Sub-Total Adj. Appr.	36,840,048		34,569,818		41,488,868	
	Total Appropriated Funds	839,699,343		850,732,974		889,122,527	
Non Appropriated Funds	Total ARRA Funds		-		-		-
	Total Federal Funds ***		181,783,287		210,098,298		193,543,356
	Total Non-Governmental Fur (2)		120,449,409		134,537,172		138,446,232
	Total Other Non-Appropriated Funds		59,807,186		87,002,967		65,017,123
	Sub-Total Non-Appropriated		362,039,882		431,638,437		397,006,711
	Non-Appropriated Debt Service**		50,389,121		164,902,570		68,536,271
	Total Non-Appropriated Funds		412,429,003		596,541,007		465,542,982
	Total Appropriated & Non-Appropriated		1,252,128,346		1,447,273,981		1,354,665,509

(2) Hospital Revolving Fund under SMRC and JFLH are Non-Governmental Funds

* Finance is the custodian of these funds

**Non-Appropriated Debt Service is reflected on Revenue schedule

***Federal Funds award amounts do not include prior year carry-forward balances.

* The Fiscal Year 2014 appropriation levels may differ from the Office of Management and Budget's Allotment Report.

Combined Statement of Revenues and Expenditures
Budget - General Fund and Other Local Fund
Non GAAP Budgetary Basis
Year Ending September 30, 2017
(In thousands)

	<u>General Fund</u>	<u>Other Local Funds</u>	<u>Total Funds</u>
Revenues:			
Taxes	646,400	15,670	662,070
Charges for Services	31,000	45,098	76,098
Interest and Other	2,900	109,074	111,974
Total Revenues	680,300	169,842	850,142
Expenditures:			
Current			
General Government	307,037	10,893	317,930
Public Safety	65,745	850	66,595
Education	171,571	-	171,571
Health and Human Services	144,811	2,555	147,366
Transportation, Facilities & Communicati	44,489	10,600	55,089
Culture and Recreation	10,865	1,385	12,250
Debt Service	68,536	86,474	155,010
Total Expenditures	813,054	112,757	925,812
Excess (Deficiency) of Revenues			
Over/(Under) Expenditures	(132,754)	57,085	(75,669)
Other Financing Sources (uses):			
Operating Transfers from Other Funds	54,100	(3,000)	51,100
Operating Transfers to Other Funds	(9,700)	(54,085)	(63,785)
Operating Transfers to Component Units	(31,847)	-	(31,847)
Other Financing Sources	121,700	-	121,700
Total Other Financing Sources(Uses), Net	134,253	(57,085)	77,168
Excess (Deficiency) of Revenues and			
Other Financing Sources Over (Under)			
Expenditures and Other Financing Uses	1,499	0	0
		0	1,499

Source of Information:

Totals derived from figures represented on the General Fund Revenues and Contributions, Actual and Estimated Report and the Summary of Appropriation Requests by Activities and Local Funds

Revenues:

General Fund Revenues: Total Taxes, Fees & Charges and Interest less Tax Refunds, WAPA Infrastructure and Customs
Other Local Funds Revenues: Total Other Local Funds (Appropriated) represented on the Summary of Appropriation Requests by Activities and Local Funds(Non-Appropriated represented on the General Fund) Insurance Guaranty Fund and

Expenditures:

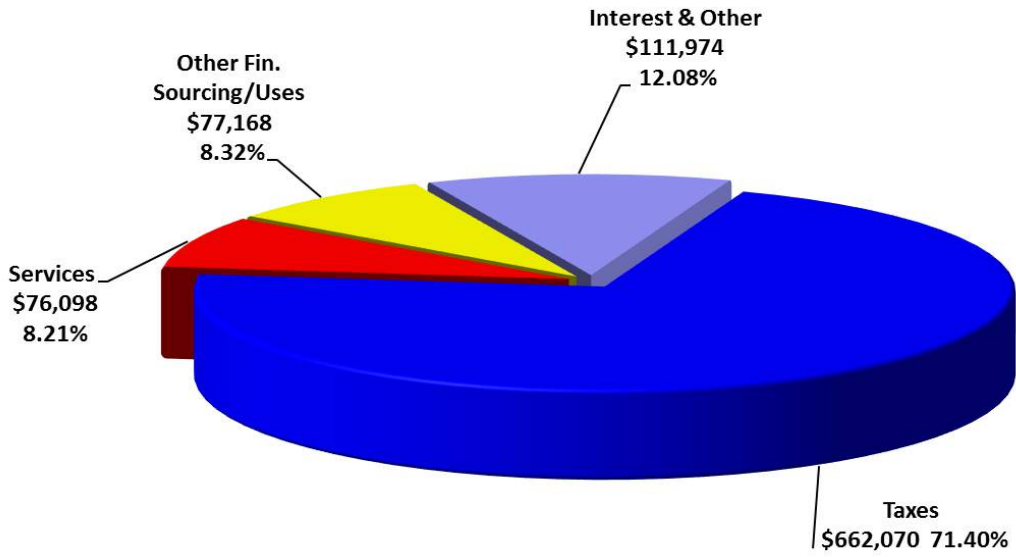
General Fund: Total Expenditures for the Government including debt service, less Expenditures of the Component Units (UVI, UVI Workforce Survey, UVI Tech Park, Casino Commission and VI Housing Finance Authority).
Other Local Funds: Total Other Local (Appropriated) Funds less contributions between funds represented on the Summary of Appropriation Requests by Activities and Local Funds.

Other Financing Sources:

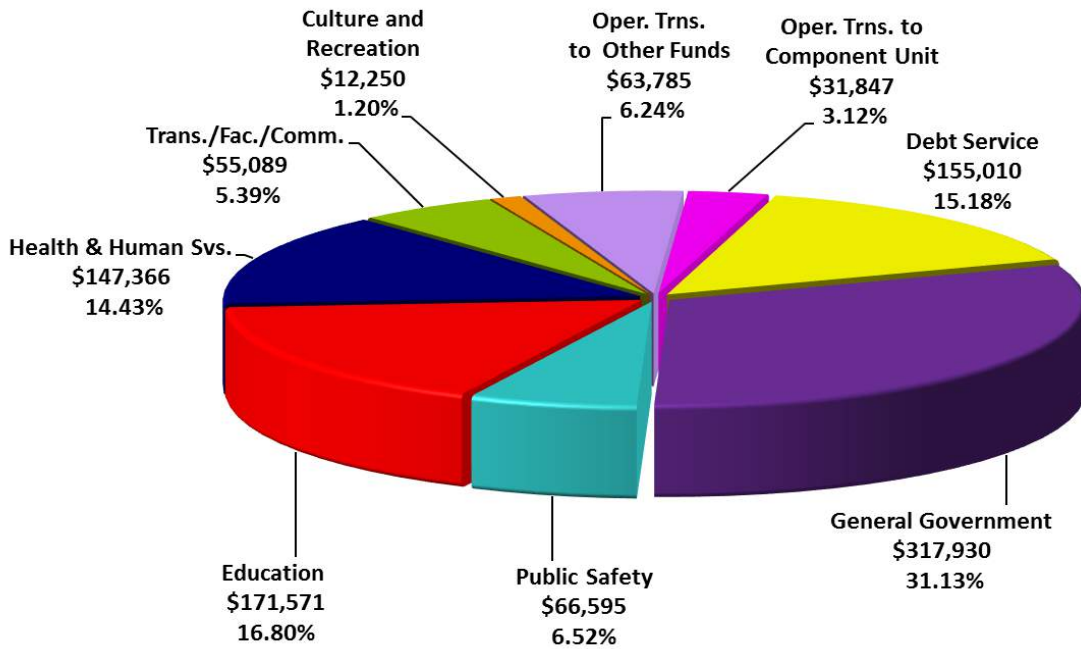
General Fund (Transfer from Other Funds): Other Local (Appropriated) Funds to the General Fund, Insurance Guaranty Fund and V.I. Lottery Commission (Non-appropriated funds)
(Transfers to Other Funds): Total Transfers Out represented on the General Fund Revenues and Contributions, Actual
(Transfers to Components Units): Total Recommendations for UVI, UVI Workforce Survey, UVI Tech Park, Casino
(Transfers from Component Unit): Payment in lieu of taxes from West Indian Company, Ltd.
Other Local Funds (Transfers from Other Funds): Transfer from Local Fund to Local Fund - Internal Revenue Matching Fund to Crisis Intervention and St. Croix Capital Improvement Fund
(Operating Transfers to Other Funds): Other Local (Appropriated) Funds and non appropriated contribution including Lottery and Insurance Guaranty Fund Contribution to other funds.

Note : The Expenditures namely (General Government, Public Safety, Education, Health and Human Services, Transportation Facilities & Communication, Culture and Recreation) were adjusted proportionately to accommodate the (\$63.4) Mil Legislative Initiative.

Sources of Revenue (in Thousands)



Expenditures by Functions of Government (in Thousands)



All Funds – Full Time Equivalent

DEPT OF JUSTICE	
GENERAL FUND	119.0200
FEDERAL GRANTS ALL EXCEPT DOE	38.9800
TOTAL - DEPT OF JUSTICE	158.0000
JUDICIAL COUNCIL	
GENERAL FUND	2.0000
TOTAL - JUDICIAL COUNCIL	2.0000
SUPREME COURT	
GENERAL FUND	44.0000
TOTAL - SUPREME COURT	44.0000
BUREAU OF CORRECTION	
GENERAL FUND	301.0000
TOTAL - BUREAU OF CORRECTION	301.0000
OFFICE OF THE GOVERNOR	
GENERAL FUND	90.0000
FEDERAL GRANTS ALL EXCEPT DOE	1.0000
TOTAL - OFFICE OF THE GOVERNOR	91.0000
OFFICE OF MANAGEMENT & BUDGET	
GENERAL FUND	23.2000
INDIRECT COST	14.8000
TOTAL - OFFICE OF MANAGEMENT & BUDGET	38.0000
DIVISION OF PERSONNEL	
GENERAL FUND	43.0000
INDIRECT COST	8.0000
TOTAL - DIVISION OF PERSONNEL	51.0000
VITEMA	
GENERAL FUND	64.9500
FEDERAL GRANTS ALL EXCEPT DOE	17.0500
TOTAL - VITEMA	82.0000
FIRE SERVICES	
GENERAL FUND	286.0000
TOTAL - FIRE SERVICES	286.0000
PUBLIC DEFENDER'S OFFICE	
GENERAL FUND	32.0000
TOTAL - PUBLIC DEFENDER'S OFFICE	32.0000
BUREAU OF INFO. TECH	
GENERAL FUND	17.0000
FEDERAL GRANTS ALL EXCEPT DOE	1.0000
TOTAL - BUREAU OF INFO. TECH	18.0000
VI ENERGY OFFICE	
GENERAL FUND	12.0000
FEDERAL GRANTS ALL EXCEPT DOE	2.0000
TOTAL - VI ENERGY OFFICE	14.0000
OFFICE OF THE ADJUTANT GENERAL	
GENERAL FUND	9.2500
FEDERAL GRANTS ALL EXCEPT DOE	36.7500

TOTAL - OFFICE OF THE ADJUTANT GENERAL	46.0000
OFFICE OF VETERAN AFFAIRS	
GENERAL FUND	5.0000
TOTAL - OFFICE OF VETERAN AFFAIRS	5.0000
OFFICE OF LT. GOVERNOR	
GENERAL FUND	119.0000
FINANCIAL SERVICES FUND	11.0000
COMM INSURANCE ADMINISTRATION	43.0000
TOTAL - OFFICE OF LT. GOVERNOR	173.0000
VI ELECTION SYSTEM	
GENERAL FUND	11.0000
VI ELECTIONS FUND	1.0000
TOTAL - VI ELECTION SYSTEM	12.0000
BOARD OF ELECTIONS	
GENERAL FUND	3.0000
TOTAL - BOARD OF ELECTIONS	3.0000
BOARD OF EDUCATION	
GENERAL FUND	17.0000
TOTAL - BOARD OF EDUCATION	17.0000
INTERNAL REVENUE BUREAU	
GENERAL FUND	145.0000
TOTAL - INTERNAL REVENUE BUREAU	145.0000
VI INSPECTOR GENERAL	
GENERAL FUND	18.0000
TOTAL - VI INSPECTOR GENERAL	18.0000
BUREAU OF MOTOR VEHICLES	
GENERAL FUND	37.0000
BUREAU OF MOTOR VEHICLES	18.0000
TOTAL - BUREAU OF MOTOR VEHICLES	55.0000
DEPARTMENT OF LABOR	
GENERAL FUND	35.0000
INDIRECT COST	7.0000
AT RISK DISADVANTAGE YOUTH	3.0000
FEDERAL GRANTS ALL EXCEPT DOE	84.0000
GOVERNMENT INSURANCE FUND	12.0000
TOTAL - DEPARTMENT OF LABOR	141.0000
LICENSING & CONSUMER AFFAIRS	
GENERAL FUND	48.0000
PUBLIC SERVICE COMM REVOLVING	19.0000
CONSUMER PROTECTION	2.0000
TOTAL - LICENSING & CONSUMER AFFAIRS	69.0000
DEPARTMENT OF FINANCE	
GENERAL FUND	42.0000
INDIRECT COST	3.0000
GOVERNMENT INSURANCE FUND	8.0000
DATA PROCESSING REVOLVING	1.0000
TOTAL - DEPARTMENT OF FINANCE	54.0000
DEPARTMENT OF EDUCATION	

GENERAL FUND	2,255.0000
INDIRECT COST	10.5000
VI EDUCATION INITIATIVE	17.0000
DOE FED GRANTS EXCEPT ARRA	278.5000
E-RATE REIMB TRUST FD	5.0000
TOTAL - DEPARTMENT OF EDUCATION	2,566.0000
CAREER & TECHNICAL EDUC. BOARD	
GENERAL FUND	7.0000
TOTAL - CAREER & TECHNICAL EDUC. BOARD	7.0000
VIRGIN ISLANDS TAXICAB COMMISS	
TAXI REVOLVING FUND	14.0000
TOTAL - VIRGIN ISLANDS TAXICAB COMMISS	14.0000
VI POLICE DEPARTMENT	
GENERAL FUND	695.1200
FEDERAL GRANTS ALL EXCEPT DOE	22.8800
TOTAL - VI POLICE DEPARTMENT	718.0000
LEPC	
GENERAL FUND	8.0000
FEDERAL GRANTS ALL EXCEPT DOE	6.0000
TOTAL - LEPC	14.0000
DEPARTMENT OF PROPERTY & PROC	
GENERAL FUND	46.0000
INDIRECT COST	3.0000
BUSINESS & COMMERCIAL PROPERTY	24.0000
TOTAL - DEPARTMENT OF PROPERTY & PROC	73.0000
DEPARTMENT OF PUBLIC WORKS	
GENERAL FUND	196.2500
FEDERAL GRANTS ALL EXCEPT DOE	4.7500
PUBLIC TRANSPORTATION	88.0000
TOTAL - DEPARTMENT OF PUBLIC WORKS	289.0000
HEALTH	
GENERAL FUND	277.1300
INDIRECT COST	9.1500
FEDERAL GRANTS ALL EXCEPT DOE	145.7200
NURSE LICENSE REVOLVING	2.0000
TOTAL - HEALTH	434.0000
HOSPITAL & HEALTH FACILITIES C	
GENERAL FUND	359.0000
HEALTH REVOLVING	97.0000
TOTAL - HOSPITAL & HEALTH FACILITIES C	456.0000
DEPARTMENT OF HUMAN SERVICES	
GENERAL FUND	494.0000
INDIRECT COST	3.0000
FEDERAL GRANTS ALL EXCEPT DOE	439.0000
TOTAL - DEPARTMENT OF HUMAN SERVICES	936.0000
DEPARTMENT OF PLANNING AND NAT	
GENERAL FUND	95.6700
FISH AND GAME	9.6000
NATURAL RESOURCE RECLAMATION	21.5500
AIR POLLUTION CONT AGENCY	4.9000
INDIRECT COST	0.7500

FEDERAL GRANTS ALL EXCEPT DOE	86.0000
VI COASTAL PROTECTION	0.5300
LEGAL PUBLICATIONS	1.0000
TOTAL - DEPARTMENT OF PLANNING AND NAT	220.0000
HOUSING, PARKS & RECREATION	
GENERAL FUND	1.0000
MAGENS BAY AUTHORITY	22.0000
TOTAL - HOUSING, PARKS & RECREATION	23.0000
DEPARTMENT OF AGRICULTURE	
GENERAL FUND	60.0000
FEDERAL GRANTS ALL EXCEPT DOE	2.0000
TOTAL - DEPARTMENT OF AGRICULTURE	62.0000
DEPT SPORTS PARKS & RECREATION	
GENERAL FUND	115.0000
TOTAL - DEPT SPORTS PARKS & RECREATION	115.0000
TOURISM	
GENERAL FUND	32.0000
TOTAL - TOURISM	32.0000

CAPITAL BUDGET

Under the direction of the Commissioner of the Department of Public Works (DPW) and within the Governor's prioritizations, the Capital Improvement Projects Division (CIP) leads territorial coordination, management, and delivery of selected projects whose costs exceed \$100,000, and were previously administered through each Department and Agency within the Executive Branch of Government. The CIP, previously under the direct management of the Office of the Governor, was returned in 2008 by Governor John P. deJongh's Administration to DPW as codified through *Title 3, Chapter 9, Subsection 138* and *Title 31, Chapter 1, Subsection 1* of the Virgin Islands Code. DPW's Capital Improvement Projects Division provides critical administrative and professional engineering support services to the Executive Branch of Government, as it relates to the planning, construction, renovations, and development of government facilities.

Capital Budget Overview

Public Capital Projects Report as of September 30, 2015:

Agency	Location	Payment Status	Project Name	Funding Source	Project Budget	Project Budget Funds Expended	Budget Balance
DPNR	STT/STJ	Active	Fort Christian Renovation	2003 GRT Bonds	\$430,000.00	\$0.00	\$430,000.00
DPW	STT/STJ	Active	DPW Garage Facility on St. Thomas	2012 GRT Bonds	\$1,500,000.00	\$633,014.80	\$866,985.20
SP&R	STX	Active	Paul E. Joseph Stadium & Sports Complex	2003 GRT Bonds	\$1,150,000.00	\$410,164.41	\$739,835.59
SP&R	STX	Active	Paul E. Joseph Stadium & Sports Complex	2014C GRT Bonds	\$17,500,000.00	\$1,239,230.00	\$16,260,770.00
VIPFA	STT/STJ	Active	Charles Wesley Turnbull Public Library	2012 GRT Bonds	\$2,000,000.00	\$1,836,159.47	\$163,840.53

DEBT SERVICE

Schedule of Principal and Interest on Long Term Debt

The Virgin Islands Public Finance Authority, on behalf of the Government of the United States Virgin Islands, through authorization from the Legislature of the United States Virgin Islands, has secured funding for the following working capital and long-term projects. Outlined below is a brief description of each bond issuance reflected in the Schedule of Principal and Interest due on Long Term Debt for Fiscal Year 2017.

General Obligation Debt (Gross Receipt Taxes)

- Proceeds from the Series 2006A Gross Receipts Tax Bond Issuance were used to refund a portion of the Authority Revenue Bonds, Series 1999A Bonds, pay the cost of a termination fee in connection with an outstanding swap option agreement, fund certain necessary public sector capital development projects of the Government of the Virgin Islands, fund the Debt Service Reserve Account in an amount necessary to meet the Debt Services Reserve Requirement, pay the premium in connection with the Series 2006 Bond Insurance Policy, fund a net payment reserve account for a new swap agreement, and pay the costs of issuing the Series 2006 Bond. The repayment of this bond series is funded by the General Fund from Gross Receipts Taxes. The bonds were issued in October 2006 at a value of \$219,490,000. As of April 1, 2016, the outstanding principal balance was \$199,830,000.
- Proceeds from the Series 2012A Gross Receipts Tax Bond issuance were used to refund the outstanding Series 1999 Bonds, refund the Series 2010A Notes, pay the costs and expenses of issuing and delivering the Series 2012A Bonds, and fund the Debt Service Reserve Account in the amount necessary to meet the Debt Service Reserve Requirement related to the Series 2012A Bonds. The repayment of this bond series is funded by the General Fund from Gross Receipts Taxes. The Bonds were issued in November 2012 at a value of \$197,065,000. As of April 1, 2016, the outstanding principal balance was \$167,280,000.
- Proceeds from the Series 2012B Gross Receipts Tax Bond issuance were used to refinance the Series 2011A Note, which initially financed the Broadband Project, pay the cost and expenses of issuing and delivering the Series 2012B Bonds, and fund the Debt Service Reserve Account in an amount necessary to meet the Debt Service reserve Requirement related to the Series 2012B Bonds. The Bonds were issued in November 2012 at a value of \$31,740,000. As of April 1, 2016, the principal balance was \$27,220,000.
- Proceeds from the Series 2012C Gross Receipts Tax Bond issuance were used to finance all or a portion of the costs of certain capital projects, fund capitalized interest on a portion of the Series 2012C Bonds, and pay the costs and expenses of issuing and delivering the Series 2012C Bonds. The Bonds were issued in December 2012 at a value of \$35,115,000. As of April 1, 2016, the principal balance was \$31,725,000.
- Proceeds from the Series 2013A Subordinate Lien Gross Receipts Tax Revenue Notes were used to provide \$6,700,000 of financing for the replacement of police fleet vehicles in accordance with the Collective Bargaining Agreements between the Government of the of the Virgin Islands and the Virgin Islands Police Benevolent Association and the Law Enforcement Supervisors Union. The financing was completed in the third quarter of Fiscal Year 2013, with an initial drawdown of \$2,660,000 for the first delivery of new vehicles. A second drawdown of \$2,770,000 was completed in the first quarter of Fiscal Year 2014. As of April 1, 2016, the principal balance was \$1,458,889.
- Proceeds of the Series 2014A Gross Receipts Taxes Revenue Bonds were issued to finance operating expenses of the Government, to fund the amount necessary to meet the Debt Service Reserve Requirement for the Bonds, and to pay certain costs of issuing the Bonds. The Bonds were issued on

September 5, 2014 in the principal amount of \$49,640,000. As of April 1, 2016, the outstanding principal balance was \$48,160,000.

- Proceeds of the Series 2014B Subordinate Lien Revenue Note (Gross Receipts Tax Loan Note - IRS Settlement Financing) were issued to finance the costs of an IRS settlement and to pay costs of issuing the note. The Bonds were issued on September 11, 2014 in the principal amount of \$14,000,000. As of April 1, 2016, the outstanding principal balance was \$10,833,333.
- Proceeds of the Series 2014C Gross Receipts Taxes Revenue Bonds were used to refund the Authority's outstanding Revenue Bonds (Virgin Islands Gross Receipts Taxes Loan Note), Series 2003A, to finance all or a portion of the costs of certain capital projects, including the Paul E. Joseph Stadium Project and certain projects at the Governor Juan F. Luis Hospital & Medical Center and Schneider Regional Medical Center, and pay the costs of issuance related to the Series 2014C Bonds. The Bonds were issued on November 14, 2014 in the principal amount of \$247,050,000. As of April 1, 2016, the outstanding principal balance was \$242,495,000.
- Proceeds of the Series 2014D Gross Receipts Taxes Revenue Bonds were used to finance certain costs associated with the Broadband Expansion Program, finance the amount necessary to meet the Debt Service Reserve Requirement upon the issuance of the Series 2014D Bonds, and pay the costs of issuance related to the Series 2014D Bonds. The Bonds were issued on December 3, 2014 in the principal amount of \$5,765,000. As of April 1, 2016, the outstanding principal balance was \$5,600,000.
- Proceeds from the Series 2014E Gross Receipt Taxes Loan Note (Subordinate Lien Revenue Bond Anticipation Note) were used to provide revenue anticipation financing to meet operating costs of the Government within a fiscal year and to pay certain costs of issuing the Series 2014E Note. The repayment of this bond series is funded by the General Fund from Gross Receipt Taxes. The Loan Agreement provides for the borrowing of an amount not to exceed \$40,000,000. The Loan Note was issued in December 2014 as a credit line with a maximum available balance of \$40,000,000. As of April 1, 2016, the outstanding principal balance was \$0. (On February 24, 2016 the Series was paid in full.)

Revenue Obligation Debt (Matching Fund)

- Proceeds from the Series 2009A-C Revenue and Refunding Bond Issuance (Virgin Islands Matching Fund Loan Notes) were used to finance various capital projects, fund the Series 2009A and 2009B Senior Lien Debt Service Reserve sub-account, current refund in full the Revenue and Refunding Bonds Series 1998A (Senior Lien/Refunding Bonds) and Series 1998E (Subordinate Lien/Capital Program), fund the Series 2009C Subordinate Lien Debt Service Reserve Sub-account, and pay certain costs of issuing the Series 2009 bonds. The repayment of this bond series is funded by the Internal Revenue Matching Fund from Excise Taxes collected on United States Virgin Islands Rum sold within the United States market. The Bonds were issued in October 2009 at a value of \$458,840,000 and, as of April 1, 2016, the outstanding principal balance was \$316,815,000.
- Proceeds from the Series 2010A&B Working Capital Revenue Bond issuance (Virgin Islands Matching Fund Loan Note) were issued to provide Working Capital to finance, and or refinance, certain operating expenses and other important financial obligations of the Government of the Virgin Islands for the Fiscal Year ending September 30, 2010. The proceeds were also used to pay down a portion of the outstanding balance of the Series 2009 Gross Receipts Tax Loan Notes, fund the Debt Service Reserve Accounts in an amount necessary to meet the Debt Service Reserve requirements for the Series 2010A&B Bonds, and to pay certain costs of issuing the Series 2010A&B Bonds. The repayment of this bond series is funded by the Internal Revenue Matching Fund from Excise Taxes collected on United States Virgin Islands Rum sold

within the United States market. The Bonds were issued in July 2010 in the principal amount of \$399,050,000. As of April 1, 2016, the outstanding principal balance was \$390,570,000.

- Proceeds from the Series 2012A Matching Fund Revenue Bonds issuance were used to provide Working Capital to finance certain operating expenses and other obligations of the Government, fund the Series 2012A Senior Lien Debt Service Reserve Subaccount in an amount necessary to meet the Series 2012A Debt Service Reserve Requirement, and pay the cost of issuing the Series 2012A Bonds. The repayment of this bond series is funded by the Internal Revenue Matching Fund from Excise Taxes collected on United States Virgin Islands rum sold within the United States market. The Bonds were issued in September 2012 at a value of \$142,640,000. As of April 1, 2016, the outstanding principal balance was \$141,015,000
- Proceeds of the Series 2013A Matching Fund Revenue Bonds Issuance were used to refund portions of the Authority's outstanding Series 2004A, 2009A-1 and 2009B Bonds, to pay the costs and expenses of issuing and delivering the Series 2013A Bonds, and to fund the amount necessary to meet the Series 2013A Senior Lien Debt Service Reserve Requirement for the Series 2013A Bonds. The repayment of this bond series is funded by the Internal Revenue Matching Fund from Excise Taxes collected on United States Virgin Islands Rum sold within the United States market. The Bonds were issued in September 2013 at a value of \$36,000,000. As of April 1, 2016, the outstanding principal balance was \$33,790,000.
- Proceeds of the Series 2013B Matching Fund Revenue Bonds Issuance were used to refund portions of the Authority's outstanding Series 2004A Bonds, to pay the costs and expenses of issuing and delivering the Series 2013B Bonds, and to fund the amount necessary to meet the Series 2013B Senior Lien Debt Service Reserve Requirement for the Series 2013B Bonds. The repayment of this bond series is funded by the Internal Revenue Matching Fund from Excise Taxes collected on United States Virgin Islands Rum sold within the United States market. The Bonds were issued in September 2013 at a value of \$51,365,000. As of April 1, 2016, the outstanding principal balance was \$46,295,000.

Revenue Obligation Debt (Matching Fund – Rum Producers)

- Proceeds from the Series 2009A Subordinated Revenue Bond Issuance (Virgin Islands Matching Fund Loan Note - Diageo Project) were used to make a loan to the Government of the Virgin Islands which would provide a grant to Diageo USVI Inc. to finance the costs of the acquisition, design, development, construction, and equipping of a rum production and maturation warehouse facility to be located on St. Croix, pay capitalized interest on the Series 2009A Bonds, fund the Series 2009A Debt Service Reserve Account in an amount necessary to meet the Debt Service Reserve Requirement for the Series 2009A Bonds, and pay the costs of issuing the Series 2009A Bonds. The repayment of this bond series is funded by the Internal Revenue Matching Funds from Excise Taxes collected on United States Virgin Islands Rum sold within the United States market of rum produced by Diageo USVI, Inc. The Bonds were issued in June 2009 at a value of \$250,000,000. As of April 1, 2016, the outstanding principal balance was \$237,095,000.
- Proceeds from the Series 2009A Subordinated Revenue Bond Issuance (Virgin Islands Matching Fund Loan Note - Cruzan Project) were used to make a loan to the Government of the Virgin Islands which would provide a grant to Cruzan VIRIL, Ltd. to finance the costs of the development, acquisition, construction, and installation of a wastewater treatment facility and to fund certain preliminary costs of the alteration, upgrade, expansion, and renovation of the Cruzan distillery, fund the Series 2009A Senior Lien Debt Service Reserve Subaccount in an amount necessary to meet the Series 2009A Debt Service Reserve Requirement, and pay the costs of issuing the Series 2009A Bonds. The repayment of this bond series is funded by the Internal Revenue Matching Fund from Excise Taxes collected on United States Virgin Islands Rum sold within the United States market of rum produced by Cruzan VIRIL, Ltd. The Bonds were issued in December 2009 in the principal amount of \$39,190,000. As of April 1, 2016, the outstanding principal balance was \$35,575,000.

Tax Increment Financing Debt

- Proceeds from the Series 2009 Tax Increment Revenue Bond Anticipation Notes were used to provide interim financing of a portion of the Island Crossings Project, which is a shopping center development project, and to pay certain costs incidental to the issuance of the Series 2009A Bond Anticipation Notes. The repayment of these Notes will be funded by Gross Receipts Tax Revenues and incremental Property Tax Revenues. The Tax Increment Revenue Loan provided for the initial borrowing in the principal amount of \$15,700,000. As of April 1, 2016, the outstanding principal balance was \$12,825,622.
- Proceeds from the Series 2011 Property Tax Revenue Anticipation Notes were used to provide Working Capital to finance certain operating expenses and other obligations of the Government. The repayment of these notes is funded by a first lien on all Real Property Tax Receipts from delinquent real property tax receivables for tax years prior to, and including, tax year 2005. The Notes were issued in November 2011 at a par amount of \$13,000,000. As of March 1, 2016, the outstanding principal balance was \$5,528,266.
- Proceeds from the Series 2015 Property Tax Revenue Anticipation Notes were used to provide Working Capital to finance certain operating expenses and other obligations of the Government. The repayment of these notes is funded by a first priority lien on all Real Property Taxes billed and to be collected by the Tax Assessor for the 2015 Tax Year. The Notes were issued in September 2015 in a principal amount of \$40,000,000. As of April 1, 2016, the outstanding principal balance was \$29,565,217.

Federal Highway Grant Anticipation Revenue Debt (GARVEE)

- Proceeds from the Series 2015 Grant Anticipation Revenue Bonds (Federal Highway Grant Anticipation Revenue Loan Note) were used to (i) finance all or a portion of the costs of certain capital projects, including the Veteran's Drive Phase I Project on the island of St. Thomas and the following projects on the island of St. Croix: Melvin Evans Highway-Route 66, Mahogany Road-Route 76, Hams Bluff Road-Route 63, Spring Gut Road Phase I & II, St. Croix Estate Welcome to the South Shore Road-Route 85, Sion Valley Road from Rattan Road through Peter's Rest to the intersection at Blue Mountain Water, Rattan Road Route 74, Prince Street, Queen Frederiksted-Route(s) 7029, 7027, 7025, 7023 & 702, and Improvements to Christiansted Roads-Route(s) 754, 75E, 75W; (ii) fund the amount necessary to meet the Debt Service Reserve Requirement for the Bonds; and (iii) pay the costs of issuance of the Series 2015 Bonds. The repayment of this bond series is funded by the Federal Highway Grant Revenues. The Bonds were issued in December 2015 at a value of \$89,880,000. As of April 1, 2016, the outstanding principal balance was \$89,880,000.

GOVERNMENT OF THE UNITED STATES VIRGIN ISLANDS
SCHEDULE OF PRINCIPAL AND INTEREST DUE ON LONG-TERM DEBT
FISCAL YEAR 2017

<u>ISSUE AND SOURCE OF PAYMENT</u>	<u>PRINCIPAL</u>	<u>INTEREST</u>	<u>TOTAL</u>
<u>INTERNAL REVENUE MATCHING FUND</u>			
2004 SERIES A BONDS	0.00	0.00	-
2009 SERIES A1 BONDS	1,770,000.00	3,709,681.00	5,479,681.00
2009 SERIES A2 BONDS	0.00	0.00	-
2009 SERIES B BONDS	19,450,000.00	8,459,750.00	27,909,750.00
2009 SERIES C BONDS	8,040,000.00	2,849,750.00	10,889,750.00
2010 SERIES A WORKING CAPITAL BONDS	2,395,000.00	14,766,125.00	17,161,125.00
2010 SERIES B WORKING CAPITAL BONDS	-	4,833,475.00	4,833,475.00
2012 SERIES WORKING CAPITAL BONDS	850,000.00	6,961,750.00	7,811,750.00
2013 SERIES A	2,320,000.00	1,661,500.00	3,981,500.00
2013 SERIES B	5,250,000.00	2,157,250.00	7,407,250.00
* 2009 SUBORDINATED SERIES A (CRUZAN PROJECT) BONDS	705,000.00	2,087,450.00	2,792,450.00
* 2009 SUBORDINATED SERIES A (DIAGEO PROJECT) BONDS	<u>4,890,000.00</u>	<u>15,729,025.00</u>	<u>20,619,025.00</u>
TOTAL INTERNAL REVENUE MATCHING FUND	45,670,000.00	63,215,756.00	108,885,756.00
<u>GENERAL FUND</u>			
1999 SERIES A GROSS RECEIPTS BONDS (refunded)	0.00	0.00	-
2003 SERIES A REVENUE AND REFUNDING BONDS	0.00	0.00	-
2006 SERIES A GROSS RECEIPTS BONDS	3,240,000.00	9,588,538.00	12,828,538.00
VIPFA 2009 - 911 PROJECT LOAN	0.00	0.00	-
*** 2011 PROPERTY TAX REVENUE ANTICIPATED REVENUE NOTE	5,528,266.00	62,468.00	5,590,734.00
2012A SERIES WORKING CAPITAL LOAN NOTE	11,110,000.00	7,343,725.00	18,453,725.00
2012B BROADBAND	1,670,000.00	1,385,213.00	3,055,213.00
2012C SERIES GROSS RECEIPTS BONDS (Capital Projects)	1,775,000.00	1,487,725.00	3,262,725.00
2013A SERIES SUBORDINATE LIEN REVENUE NOTES (POLICE FLEET)	1,442,978.00	73,219.00	1,516,197.00
2014A Series (Working Capital)	1,560,000.00	2,369,000.00	3,929,000.00
2014A Series (IRS Settlement Loan)	2,000,000.00	456,892.00	2,456,892.00
2014C Series (Capital Projects & Refunding)	4,995,000.00	11,940,900.00	16,935,900.00
2014D Series (Broadband)	175,000.00	332,349.00	507,349.00
** 2009 ISLAND CROSSINGS TIF BOND ANTICIPATION NOTE	834,831.00	261,169.00	1,096,000.00
**** 2016A (First Responders)			
TOTAL GENERAL FUND	<u>34,331,075.00</u>	<u>35,301,198.00</u>	<u>69,632,273.00</u>
GRAND TOTAL PRINCIPAL AND INTEREST	<u>80,001,075.00</u>	<u>98,516,954.00</u>	<u>178,518,029.00</u>

* Paid From Cover Over Received

** Net of amounts paid from Capitalized Interest Fund

*** Based on collections; estimated

**** Upcoming new facility with anticipated draws and payments in FY 2017

FUND BALANCES

Fund Balances

Adult Education Fund 320000/6026	Actual FY 2014	Actual FY 2015	Budgeted FY 2016 ending 3/31/16
Beginning Balance	\$257,736.98	\$243,525.97	\$150,864.17
Revenues	<u>\$11,410.00</u>	<u>\$ 22,560.00</u>	<u>\$ 251.00</u>
	269,146.98	266,085.97	151,115.17
Obligations	<u>(25,621.01)</u>	<u>(115,221.80)</u>	-
Ending Balance	<u><u>\$243,525.97</u></u>	<u><u>\$150,864.17</u></u>	<u><u>\$151,115.17</u></u>
Budgeted Balance - Unobligated			-
Encumbrances			-
	AVAILABLE FOR BUDGET		<u><u>\$151,115.17</u></u>
Agriculture Revolving Fund 6024	Actual FY 2014	Actual FY 2015	Budgeted FY 2016 ending 3/31/16
Beginning Balance	\$161,297.21	\$ 91,656.80	\$182,782.17
Revenues	<u>\$249,014.06</u>	<u>\$281,488.67</u>	<u>\$183,604.88</u>
	410,311.27	373,145.47	366,387.05
Obligations	<u>(318,654.47)</u>	<u>(190,829.80)</u>	<u>(130,405.72)</u>
Close Year Adj.		466.50	(1,633.85)
Open Balance Adj.			
Ending Balance	<u><u>\$ 91,656.80</u></u>	<u><u>\$182,782.17</u></u>	<u><u>\$234,347.48</u></u>
Budgeted Balance- Unobligated Budget			(32,916.99)
Encumbrances			(37,516.07)
	AVAILABLE FOR BUDGET		\$163,914.42

Air Pollution Control Agency Fund 505/2072-2073	Actual FY 2014	Actual FY 2015	Budgeted FY 2016 ending 3/31/16
Beginning Balance	\$2,045,067.59	\$1,259,117.97	\$ 844,293.14
Revenues	\$225,180.65	\$ 202,162.00	\$ 152,395.00
	2,270,248.24	1,461,279.97	996,688.14
Obligations	(1,030,859.96)	(627,463.09)	(205,860.34)
Adjustment	19,729.69	10,476.26	
Ending Balance	\$1,259,117.97	\$ 844,293.14	\$ 790,827.80
Budgeted Balance- Unobligated Budget			(201,699.42)
Encumbrances			(43,184.73)
			\$ 545,943.65

Anti-Litter & Beautification Fund 468 - 2042 - 2043	Actual FY 2014	Actual FY 2015	Budgeted FY 2016 ending 3/31/16
Beginning Balance	\$6,386,682.10	\$7,155,191.92	\$ 7,182,972.63
Revenues	\$5,154,027.82	\$5,176,550.71	\$ 2,849,633.01
	11,540,709.92	12,331,742.63	10,032,605.64
Obligations	(4,385,518.00)	(5,148,770.00)	(2,803,687.00)
Ending Balance	\$7,155,191.92	\$7,182,972.63	\$ 7,228,918.64
Budgeted Balance- Unobligated Budget			(2,898,407.00)
Encumbrances			(1,920.00)
			\$ 4,328,591.64

Athletic Fund - 518000/2184	Actual FY 2014	Actual FY 2015	Budgeted FY 2016 ending 3/31/16
Beginning Balance	\$67,136.47	\$ 120,330.53	\$ 119,642.39
Revenues	\$53,194.06	\$ 84,853.44	\$ 13,215.76
	120,330.53	205,183.97	132,858.15
Obligations	-	(80,950.00)	-
Adjustment	-	(4,591.58)	
Ending Balance	\$ 120,330.53	\$ 119,642.39	\$ 132,858.15
Budgeted Balance- Unobligated Budget			(10,000.00)
Encumbrances			-
			\$ 122,858.15

Bonds Proceeds Fund 252/3008-3009	Actual FY 2014	Actual FY 2015	Budgeted FY 2016 ending 3/31/16
Beginning Balance	\$(31,071,819.03)	\$(31,449,248.07)	\$(31,499,248.07)
Revenues	\$52,000,000.00	\$ -	\$ -
	20,928,180.97	(31,449,248.07)	(31,499,248.07)
Obligations	(50,377,429.04)	(50,000.00)	(47,455.96)
Adjustment	(2,000,000.00)		
Ending Balance	\$(31,449,248.07)	\$(31,499,248.07)	\$(31,546,704.03)
Budgeted Balance- Unobligated Budget			-
Encumbrances			(115.00)
			\$(31,546,819.03)

Bureau of Motor Vehicles Fund - 2094	Actual FY 2014	Actual FY 2015	Budgeted FY 2016 ending 3/31/16
Beginning Balance	\$ (5,253,332.53)	\$ (110,252.23)	\$ 114,587.30
Revenues	\$6,106,581.40	\$ 1,000,000.00	\$ 1,000,000.00
	853,248.87	889,747.77	1,114,587.30
Obligations	(963,501.10)	(792,556.80)	(371,844.39)
Adjustment		17,396.33	
Ending Balance	\$ (110,252.23)	\$ 114,587.30	\$ 742,742.91
Budgeted Balance- Unobligated Budget			(627,389.96)
Encumbrances			(3,256.82)
			\$ 112,096.13

Business & Commercial Property Revolving Fund / 6028	Actual FY 2014	Actual FY 2015	Budgeted FY 2016 ending 3/31/16
Beginning Balance	\$1,067,372.49	\$ 1,409,748.71	\$ 1,814,475.80
Revenues	\$2,296,797.84	\$ 2,055,176.69	\$ 1,213,231.55
	3,364,170.33	3,464,925.40	3,027,707.35
Obligations	(1,954,421.62)	(1,650,449.60)	(783,969.60)
Ending Balance	\$ 1,409,748.71	\$ 1,814,475.80	\$ 2,243,737.75
Budgeted Balance- Unobligated Budget			(1,699,197.57)
Encumbrances			(456,030.80)
			\$ 88,509.38

Caribbean Basin Initiative Fund - 3014/3015	Actual FY 2014	Actual FY 2015	Budgeted FY 2016 ending 3/31/16
Beginning Balance	\$1,220,604.71	\$ 599,760.19	\$ 93,008.07
Revenues	\$8,279,155.48	\$ 7,093,247.88	\$ 2,678,506.81
	9,499,760.19	7,693,008.07	2,771,514.88
Obligations	(8,900,000.00)	(7,600,000.00)	-
Ending Balance	\$ 599,760.19	\$ 93,008.07	\$ 2,771,514.88
Budgeted Balance- Unobligated Budget			(32,664,213.11)
Encumbrances			-
	AVAILABLE FOR BUDGET		\$(29,892,698.23)

Casino Control Revolving Fund - 529000-2032	Actual FY 2014	Actual FY 2015	Budgeted FY 2016 ending 3/31/16
Beginning Balance	\$1,074,126.40	\$ 1,021,597.10	\$ 317,859.39
Revenues	\$1,465,955.07	\$ 1,609,988.25	\$ 719,353.32
	2,540,081.47	2,631,585.35	1,037,212.71
Obligations	(1,518,484.37)	(2,234,521.41)	(637,198.68)
Adjustment		(79,204.55)	
Ending Balance	\$ 1,021,597.10	\$ 317,859.39	\$ 400,014.03
Budgeted Balance- Unobligated Budget			-
Encumbrances			-
	AVAILABLE FOR BUDGET		\$ 400,014.03

Central Motor Pool Fund 356000/6052	Actual FY 2014	Actual FY 2015	Budgeted FY 2016 ending 3/31/16
Beginning Balance	\$73,371.92	\$ 371,427.29	\$ 285,572.25
Revenues	\$924,729.02	\$ 683,296.08	\$ 544,239.88
	998,100.94	1,054,723.37	829,812.13
Obligations	(626,673.65)	(769,151.12)	(215,480.59)
Ending Balance	\$ 371,427.29	\$ 285,572.25	\$ 614,331.54
Budgeted Balance- Unobligated Budget			(64,541.78)
Encumbrances			(71,321.33)
	AVAILABLE FOR BUDGET		\$ 478,468.43

Central Warehouse Revolving Fund - 351000/6046	Actual FY 2014	Actual FY 2015	Budgeted FY 2016 ending 3/31/16
Beginning Balance	\$(1,845,345.79)	\$(1,971,917.11)	\$ 736,041.76
Revenues	\$466,687.76	\$ 329,761.80	\$ 393,567.07
	(1,378,658.03)	(1,642,155.31)	1,129,608.83
Obligations	(593,259.08)	(703,951.85)	(276,740.60)
Adjustments		3,082,148.92	
Ending Balance	\$(1,971,917.11)	\$ 736,041.76	\$ 852,868.23
Budgeted Balance- Unobligated Budget			(113,478.27)
Encumbrances			(224,197.87)
	AVAILABLE FOR BUDGET		\$ 515,192.09

Commission of Insurance Administration 584 2110/2111	Actual FY 2014	Actual FY 2015	Budgeted FY 2016 ending 3/31/16
Beginning Balance	\$4,071,782.65	\$ 4,832,360.98	\$ 1,759,124.71
Revenues	3,000,000.00	\$ -	\$ 3,000,000.00
	7,071,782.65	4,832,360.98	4,759,124.71
Obligations	(2,239,421.67)	(3,134,277.35)	(1,554,903.82)
Adjustments		61,041.08	
Ending Balance	<u>\$ 4,832,360.98</u>	<u>\$ 1,759,124.71</u>	<u>\$ 3,204,220.89</u>
Budgeted Balance- Unobligated Budget			(1,245,280.94)
Encumbrances			(38,697.50)
			\$ 1,920,242.45

Consumer Protection Fund - 37000/6062	Actual FY 2014	Actual FY 2015	Budgeted FY 2016 ending 3/31/16
Beginning Balance	\$679,431.94	\$ 779,948.87	\$ 739,881.48
Revenues	\$275,776.54	\$ 283,672.92	\$ 176,205.44
	955,208.48	1,063,621.79	916,086.92
Obligations	(175,259.61)	(323,740.31)	(149,451.31)
Ending Balance	<u>\$ 779,948.87</u>	<u>\$ 739,881.48</u>	<u>\$ 766,635.61</u>
Budgeted Balance- Unobligated Budget			(178,667.35)
Encumbrances			(97,584.69)
			\$ 490,383.57

Corporate Division Revolving Fund 508100/2076	Actual FY 2014	Actual FY 2015	Budgeted FY 2016 ending 3/31/16
Beginning Balance	\$648,576.09	\$ 737,895.98	\$ 850,950.81
Revenues	\$291,955.00	\$ 295,000.00	\$ -
	940,531.09	1,032,895.98	850,950.81
Obligations	(202,635.11)	(181,945.17)	(11,996.02)
Ending Balance	\$ 737,895.98	\$ 850,950.81	\$ 838,954.79
Budgeted Balance- Unobligated Budget			(181,594.11)
Encumbrances			(101,225.07)
	AVAILABLE FOR BUDGET		\$ 556,135.61

Crime Prevention Prosecution Fund - 575000/2172/2173	Actual FY 2014	Actual FY 2015	Budgeted FY 2016 ending 3/31/16
Beginning Balance	\$1,359,253.27	\$ 1,408,605.27	\$ 1,210,111.41
Revenues	\$91,845.00	\$ 70,550.00	\$ 49,040.00
	1,451,098.27	1,479,155.27	1,259,151.41
Obligations	(42,493.00)	(269,043.86)	(134,357.25)
Ending Balance	\$ 1,408,605.27	\$ 1,210,111.41	\$ 1,124,794.16
Budgeted Balance- Unobligated Budget			(167,909.31)
Encumbrances			(6,031.20)
	AVAILABLE FOR BUDGET		\$ 950,853.65

Crisis Intervention Fund - 2116 - 2117	Actual FY 2014	Actual FY 2015	Budgeted FY 2016 ending 3/31/16
Beginning Balance	\$1,670,409.59	\$ 1,979,714.19	\$ 2,016,905.38
Revenues	\$1,000,000.00	\$ 1,000,000.00	\$ -
	2,670,409.59	2,979,714.19	2,016,905.38
Obligations	(690,695.40)	(962,808.81)	(113,881.48)
Ending Balance	\$ 1,979,714.19	\$ 2,016,905.38	\$ 1,903,023.90
Budgeted Balance- Unobligated Budget			(788,346.86)
Encumbrances			(54,776.50)
			\$ 1,059,900.54

Data Processing Revolving Fund - 355/6050	Actual FY 2014	Actual FY 2015	Budgeted FY 2016 ending 3/31/16
Beginning Balance	\$143,493.01	\$ 182,273.35	\$ 233,928.71
Revenues	\$96,208.00	\$ 108,839.50	\$ 29,962.20
	239,701.01	291,112.85	263,890.91
Obligations	(57,482.53)	(57,184.14)	(39,322.83)
Adjustment	54.87		
Ending Balance	\$ 182,273.35	\$ 233,928.71	\$ 224,568.08
Budgeted Balance- Unobligated Budget			-
Encumbrances			-
			\$ 224,568.08

VI Education Initiative Fund - 2188, 2185	Actual FY 2014	Actual FY 2015	Budgeted FY 2016 ending 3/31/16
Beginning Balance	\$6,129,406.92	\$ 6,802,170.50	\$ 7,845,310.54
Revenues	\$3,772,753.52	\$ 3,785,149.19	\$ 1,293,920.64
	9,902,160.44	10,587,319.69	9,139,231.18
Obligations	(3,172,696.65)	(2,727,639.04)	(2,475,755.99)
Adjustment	72,706.71	(14,370.11)	
Ending Balance	<u>\$ 6,802,170.50</u>	<u>\$ 7,845,310.54</u>	<u>\$ 6,663,475.19</u>
Budgeted Balance-Unobligated Budget			-
Encumbrances			(688,232.94)
	AVAILABLE FOR BUDGET		\$ 5,975,242.25

Emergency Services Special Fund - 2152	Actual FY 2014	Actual FY 2015	Budgeted FY 2016 ending 3/31/16
Beginning Balance	\$1,792,040.08	\$ 1,817,209.48	\$ 1,462,342.13
Revenues	\$1,470,574.03	\$ 1,297,671.07	\$ 439,013.32
	3,262,614.11	3,114,880.55	1,901,355.45
Obligations	(1,445,404.63)	(1,645,275.42)	(357,933.79)
Adjustment		(7,263.00)	
Ending Balance	<u>\$ 1,817,209.48</u>	<u>\$ 1,462,342.13</u>	<u>\$ 1,543,421.66</u>
Budgeted Balance-Unobligated Budget			(864,021.54)
Encumbrances			(124,923.97)
	AVAILABLE FOR BUDGET		\$ 554,476.15

Financial Services Fund 564/2102/2103	Actual FY 2014	Actual FY 2015	Budgeted FY 2016 ending 3/31/16
Beginning Balance	\$4,552,655.08	\$ 4,746,620.17	\$ 5,782,309.79
Revenues	\$3,548,711.88	\$ 3,794,725.00	\$ 3,331,188.22
	8,101,366.96	8,541,345.17	9,113,498.01
Obligations	(3,367,796.37)	(2,766,259.36)	(1,656,335.60)
Adjustment	13,049.58	7,223.98	
Ending Balance	<u>\$ 4,746,620.17</u>	<u>\$ 5,782,309.79</u>	<u>\$ 7,457,162.41</u>
Budgeted Balance- Unobligated Budget			(393,313.89)
Encumbrances			(3,484,122.22)
			\$ 3,579,726.30

Fire Services Emergency Fund 404/2158	Actual FY 2014	Actual FY 2015	Budgeted FY 2016 ending 3/31/16
Beginning Balance	\$395,118.25	\$ 637,301.23	\$ 633,048.40
Revenues	\$445,812.49	\$ 536,242.67	\$ 197,270.87
	840,930.74	1,173,543.90	830,319.27
Obligations	(203,629.51)	(540,495.50)	(341,085.28)
Ending Balance	<u>\$ 637,301.23</u>	<u>\$ 633,048.40</u>	<u>\$ 489,233.99</u>
Budgeted Balance- Unobligated Budget			(95,820.10)
Encumbrances			(59,472.38)
			\$ 333,941.51

Fishery & Wildlife Projects Fund 439000/2018	Actual FY 2014	Actual FY 2015	Budgeted FY 2016 ending 3/31/16
Beginning Balance	\$267,143.25	\$ 26,564.55	\$ (33,459.28)
Revenues	\$284,623.64	\$ 114,867.02	\$ -
	551,766.89	141,431.57	(33,459.28)
Obligations	(525,202.34)	(174,890.85)	(1,887.37)
Ending Balance	\$ 26,564.55	\$ (33,459.28)	\$ (35,346.65)
Budgeted Balance- Unobligated Budget			-
Encumbrances			-
	AVAILABLE FOR BUDGET		\$ (35,346.65)

Government Insurance Fund 301/6000-6001	Actual FY 2014	Actual FY 2015	Budgeted FY 2016 ending 3/31/16
Beginning Balance	\$(24,372,494.90)	\$(27,965,348.93)	\$(34,552,417.70)
Revenues	\$6,194,258.97	\$ 6,245,858.55	\$ 3,193,696.44
	(18,178,235.93)	(21,719,490.38)	(31,358,721.26)
Obligations	(6,365,721.39)	(4,571,765.32)	(1,510,496.35)
Adjustment	(3,421,391.61)	(8,261,162.00)	
Ending Balance	\$(27,965,348.93)	\$(34,552,417.70)	\$(32,869,217.61)
Budgeted Balance- Unobligated Budget			(522,711.38)
Encumbrances			(108,272.09)
	AVAILABLE FOR BUDGET		\$(33,500,201.08)

Health Revolving Fund - 6018	Actual FY 2014	Actual FY 2015	Budgeted FY 2016 ending 3/31/16
Beginning Balance	\$ (90,926,064.96)	\$ (90,931,279.78)	\$ (90,936,124.59)
Revenues	\$ -	\$ -	\$ -
	(90,926,064.96)	(90,931,279.78)	(90,936,124.59)
Obligations	(5,381.14)	(4,844.81)	(4,032.59)
Adjustment	166.32		
Ending Balance	<u>\$ (90,931,279.78)</u>	<u>\$ (90,936,124.59)</u>	<u>\$ (90,940,157.18)</u>
Budgeted Balance- Unobligated Budget			-
Encumbrances			(10,555.04)
			\$ (90,950,712.22)

Health Revolving Fund - 6078/6079	Actual FY 2014	Actual FY 2015	Budgeted FY 2016 ending 3/31/16
Beginning Balance	\$ 3,840,405.33	\$ 4,408,906.78	\$ 4,553,299.23
Revenues	\$ 2,111,360.47	\$ 2,648,953.04	\$ 570,301.33
	5,951,765.80	7,057,859.82	5,123,600.56
Obligations	(1,573,085.82)	(2,504,560.59)	(854,227.76)
Adjustment	30,226.80		
Ending Balance	<u>\$ 4,408,906.78</u>	<u>\$ 4,553,299.23</u>	<u>\$ 4,269,372.80</u>
Budgeted Balance- Unobligated Budget			(1,866,780.85)
Encumbrances			(418,087.20)
			\$ 1,984,504.75

Home for the Aged Revolving Fund - 6064/6065	Actual FY 2014	Actual FY 2015	Budgeted FY 2016 ending 3/31/16
Beginning Balance	\$451,632.38	\$ 460,616.68	\$ 798,657.14
Revenues	\$594,058.00	\$ 417,269.55	\$ 94,548.71
	1,045,690.38	877,886.23	893,205.85
Obligations	(585,073.70)	(79,229.09)	(32,600.46)
Ending Balance	\$ 460,616.68	\$ 798,657.14	\$ 860,605.39
Budgeted Balance- Unobligated Budget			(21,396.71)
Encumbrances			(28,541.64)
	AVAILABLE FOR BUDGET		\$ 810,667.04

Indirect Cost Fund New - 2096/2097/2098	Actual FY 2014	Actual FY 2015	Budgeted FY 2016 ending 3/31/16
Beginning Balance	\$(7,375,483.97)	\$(8,496,742.57)	\$(8,255,777.26)
Revenues	\$6,029,936.05	\$ 5,693,936.29	\$ 861,421.33
	(1,345,547.92)	(2,802,806.28)	(7,394,355.93)
Obligations	(7,311,047.10)	(5,436,397.11)	(2,651,318.21)
Adjustment	159,852.45	(16,573.87)	(44.00)
Ending Balance	\$(8,496,742.57)	\$(8,255,777.26)	\$(10,045,718.14)
Budgeted Balance- Unobligated Budget			(4,773,575.69)
Encumbrances			(411,230.76)
	AVAILABLE FOR BUDGET		\$(15,230,524.59)

Interest Revenue Fund 474/2047	Actual FY 2014	Actual FY 2015	Budgeted FY 2016 ending 3/31/16
Beginning Balance	\$(614,972.62)	\$(1,434,401.03)	\$(1,258,585.39)
Revenues	\$180,571.59	\$ 175,815.64	\$ 38,932.11
	(434,401.03)	(1,258,585.39)	(1,219,653.28)
Obligations	(1,000,000.00)	-	-
Ending Balance	<u>\$1,434,401.03</u>	<u>\$(1,258,585.39)</u>	<u>\$(1,219,653.28)</u>
Budgeted Balance- Unobligated Budget			-
Encumbrances			-
	AVAILABLE FOR BUDGET		\$(1,219,653.28)

Internal Revenue Matching Fund 212/225 - 3002/3003/3005/3006/3007	Actual FY 2014	Actual FY 2015	Budgeted FY 2016 ending 3/31/16
Beginning Balance	\$10,015,594.60	\$19,634,467.13	\$ 37,823,848.60
Revenues	\$76,135,840.00	\$21,466,000.00	\$ 12,800,000.00
	86,151,434.60	41,100,467.13	50,623,848.60
Obligations	(76,228,800.39)	(23,448,423.20)	(12,802,202.00)
Adjustment	9,711,832.92	20,171,804.67	
Ending Balance	<u>\$19,634,467.13</u>	<u>\$37,823,848.60</u>	<u>\$ 37,821,646.60</u>
Budgeted Balance- Unobligated Budget			(1,500,000.00)
Encumbrances			(660.00)
	AVAILABLE FOR BUDGET		\$ 36,320,986.60

Junior Reserve Officer Training Corp Fund - 2090	Actual FY 2014	Actual FY 2015	Budgeted FY 2016 ending 3/31/16
Beginning Balance	\$522,643.58	\$ 611,483.30	\$ 672,555.93
Revenues	\$375,856.68	\$ 368,313.27	\$ 112,396.06
	898,500.26	979,796.57	784,951.99
Obligations	(287,016.96)	(307,240.64)	(45,173.56)
Ending Balance	\$ 611,483.30	\$ 672,555.93	\$ 739,778.43
Budgeted Balance- Unobligated Budget			(218,426.44)
Encumbrances			-
	AVAILABLE FOR BUDGET		\$ 521,351.99

Natural Resources Reclamation Fund 482/2054-2055	Actual FY 2014	Actual FY 2015	Budgeted FY 2016 ending 3/31/16
Beginning Balance	\$1,546,616.06	\$ 1,735,475.14	\$ 3,139,860.24
Revenues	\$1,594,149.00	\$ 2,783,973.56	\$ 1,270,035.12
	3,140,765.06	4,519,448.70	4,409,895.36
Obligations	(1,435,585.67)	(1,379,767.24)	(752,272.99)
Adjustment	30,295.75	178.78	-
Ending Balance	\$ 1,735,475.14	\$ 3,139,860.24	\$ 3,657,622.37
Budgeted Balance- Unobligated Budget			(2,071,429.66)
Encumbrances			(12,491.09)
	AVAILABLE FOR BUDGET		\$ 1,573,701.62

Personalized License Plate Fund - 2120	Actual FY 2014	Actual FY 2015	Budgeted FY 2016 ending 3/31/16
Beginning Balance	\$336,863.31	\$ 178,089.84	\$ 205,321.26
Revenues	\$731,877.75	\$ 924,192.86	\$ 511,790.70
	1,068,741.06	1,102,282.70	717,111.96
Obligations	(890,651.22)	(896,961.44)	(348,015.88)
Ending Balance	\$ 178,089.84	\$ 205,321.26	\$ 369,096.08
Budgeted Balance- Unobligated Budget			(91,935.14)
Encumbrances			(39,063.20)
	AVAILABLE FOR BUDGET		\$ 238,097.74

Pharmaceutical Assistance to the Aged - 2146	Actual FY 2014	Actual FY 2015	Budgeted FY 2016 ending 3/31/16
Beginning Balance	\$936,110.72	\$ 1,568,707.37	\$ 2,089,126.35
Revenues	\$1,485,506.87	\$ 1,470,057.20	\$ 381,104.13
	2,421,617.59	3,038,764.57	2,470,230.48
Obligations	(852,910.22)	(952,924.22)	(457,209.54)
Adjustment		3,286.00	(33,039.00)
Ending Balance	\$ 1,568,707.37	\$ 2,089,126.35	\$ 1,979,981.94
Budgeted Balance- Unobligated Budget			(342,403.07)
Encumbrances			(59,593.69)
	AVAILABLE FOR BUDGET		\$ 1,577,985.18

Property & Procurement Print Job Fund -6016	Actual FY 2014	Actual FY 2015	Budgeted FY 2016 ending 3/31/16
Beginning Balance	\$46,325.23	\$ 45,275.88	\$ 117,800.32
Revenues	\$411,925.02	\$ 640,733.37	\$ 281,023.50
	458,250.25	686,009.25	398,823.82
Obligations	(412,974.37)	(568,208.93)	(217,812.42)
Ending Balance	\$ 45,275.88	\$ 117,800.32	\$ 181,011.40
Budgeted Balance- Unobligated Budget			(10,499.80)
Encumbrances			(6,291.85)
	AVAILABLE FOR BUDGET		\$ 164,219.75

Public Services Commission Fund - 6032	Actual FY 2014	Actual FY 2015	Budgeted FY 2016 ending 3/31/16
Beginning Balance	\$988,256.00	\$ 1,056,216.55	\$ 1,600,121.29
Revenues	\$2,631,025.56	\$ 2,527,177.59	\$ 1,450,281.44
	3,619,281.56	3,583,394.14	3,050,402.73
Obligations	(2,598,364.04)	(1,983,272.85)	(1,360,669.64)
PR Warrant Reversal	35,299.03		
Ending Balance	\$ 1,056,216.55	\$ 1,600,121.29	\$ 1,689,733.09
Budgeted Balance- Unobligated Budget			(1,402,370.94)
Encumbrances			(115,032.94)
	AVAILABLE FOR BUDGET		\$ 172,329.21

Recorder of Deeds - 524/6104	Actual FY 2014	Actual FY 2015	Budgeted FY 2016 ending 3/31/16
Beginning Balance	\$29,316.24	\$ 90,826.83	\$ 164,432.14
Revenues	\$200,000.00	\$ 200,000.00	\$ 200,000.00
	229,316.24	290,826.83	364,432.14
Obligations	(138,489.41)	(130,721.19)	(94,364.68)
Adjustment	-	4,326.50	(4,326.50)
Ending Balance	\$ 90,826.83	\$ 164,432.14	\$ 265,740.96
Budgeted Balance- Unobligated Budget			(94,497.70)
Encumbrances			(13,821.51)
			\$ 157,421.75

Sewage Waste Fund- 490 ERP - 2064 2066	Actual FY 2014	Actual FY 2015	Budgeted FY 2016 ending 3/31/16
Beginning Balance	\$(6,882,308.86)	\$(6,588,787.08)	\$(5,697,497.16)
Revenues	\$293,521.78	\$ 891,289.92	\$ -
	(6,588,787.08)	(5,697,497.16)	(5,697,497.16)
Obligations	-	-	-
Ending Balance	\$(6,588,787.08)	\$(5,697,497.16)	\$(5,697,497.16)
Budgeted Balance- Unobligated Budget			-
Encumbrances			-
			\$(5,697,497.16)

STJ Capital Improvement Fund - 271 3018-3019	Actual FY 2014	Actual FY 2015	Budgeted FY 2016 ending 3/31/16
Beginning Balance	\$5,019,924.85	\$ 5,141,128.52	\$ 5,456,382.21
Revenues	\$1,500,000.00	\$ 1,636,426.00	\$ -
	6,519,924.85	6,777,554.52	5,456,382.21
Obligations	(1,414,928.33)	(1,321,172.31)	(534,393.41)
Adjustment	36,132.00		
Ending Balance	<u>\$ 5,141,128.52</u>	<u>\$ 5,456,382.21</u>	<u>\$ 4,921,988.80</u>
Budgeted Balance-Unobligated Budget			(1,212,566.59)
Encumbrances			(3,040.00)
			\$ 3,706,382.21

STX Thoroughbred Fund 2029	Actual FY 2014	Actual FY 2015	Budgeted FY 2016 ending 3/31/16
Beginning Balance	\$36,036.16	\$ 90,500.82	\$ 105,472.02
Revenues	\$55,081.46	\$ 42,475.15	\$ 69,118.29
	91,117.62	132,975.97	174,590.31
Obligations	(616.80)	(27,503.95)	(8,611.50)
Ending Balance	<u>\$ 90,500.82</u>	<u>\$ 105,472.02</u>	<u>\$ 165,978.81</u>
Budgeted Balance-Unobligated Budget			(20,387.50)
Encumbrances			(2,990.00)
			\$ 142,601.31

Tax Assesor's Revolving Fund - 516100/2082	Actual FY 2014	Actual FY 2015	Budgeted FY 2016 ending 3/31/16
Beginning Balance	\$320,799.38	\$ (56,613.49)	\$ 113,788.30
Revenues	\$394,698.00	\$ 500,000.00	\$ -
	715,497.38	443,386.51	113,788.30
Obligations	(772,110.87)	(329,598.21)	(30,375.00)
Ending Balance	\$ (56,613.49)	\$ 113,788.30	\$ 83,413.30
Budgeted Balance- Unobligated Budget			-
Encumbrances			(38,335.50)
	AVAILABLE FOR BUDGET		\$ 45,077.80

Taxi Revolving Fund - 590/2114	Actual FY 2014	Actual FY 2015	Budgeted FY 2016 ending 3/31/16
Beginning Balance	\$502,864.75	\$ 393,389.83	\$ 376,306.25
Revenues	\$391,435.00	\$ 479,353.66	\$ 288,843.67
	894,299.75	872,743.49	665,149.92
Obligations	(513,680.69)	(496,997.24)	(195,599.92)
Adjustment	12,770.77	560.00	560.00
Ending Balance	\$ 393,389.83	\$ 376,306.25	\$ 470,110.00
Budgeted Balance- Unobligated Budget			(335,507.86)
Encumbrances			(9,713.63)
	AVAILABLE FOR BUDGET		\$ 124,888.51

Territorial Park Fund 305-6006	Actual FY 2014	Actual FY 2015	Budgeted FY 2016 ending 3/31/16
Beginning Balance	\$369,222.37	\$ 229,301.72	\$ 312,983.38
Revenues	\$170,285.50	\$ 306,412.50	\$ 134,192.69
	539,507.87	535,714.22	447,176.07
Obligations	(310,206.15)	(222,730.84)	(122,955.20)
Ending Balance	\$ 229,301.72	\$ 312,983.38	\$ 324,220.87
Budgeted Balance- Unobligated Budget			(110,538.30)
Encumbrances			(1,705.01)
	AVAILABLE FOR BUDGET		\$ 211,977.56

Territorial Scholarship Fund 8010, 8011	Actual FY 2014	Actual FY 2015	Budgeted FY 2016 ending 3/31/16
Beginning Balance	\$325,319.39	\$ 294,575.46	\$ 312,871.60
Revenues	\$682,946.74	\$ 965,625.72	\$ 300,733.00
	1,008,266.13	1,260,201.18	613,604.60
Obligations	(713,690.67)	(947,329.58)	(25,000.00)
Ending Balance	\$ 294,575.46	\$ 312,871.60	\$ 588,604.60
Budgeted Balance- Unobligated Budget			-
Encumbrances			(225.00)
	AVAILABLE FOR BUDGET		\$ 588,379.60

Tourism Advertising Fund 6068-6069	Actual FY 2014	Actual FY 2015	Budgeted FY 2016 ending 3/31/16
Beginning Balance	\$26,932,173.84	\$30,767,778.37	\$35,470,053.16
Revenues	\$22,594,990.72	\$24,690,344.11	\$11,323,073.33
	49,527,164.56	55,458,122.48	46,793,126.49
Obligations	(18,794,924.08)	(19,988,069.32)	(10,781,839.16)
Adjustment	7,263.00		
PR Warrant Reversal	28,274.89		
Ending Balance	\$30,767,778.37	\$35,470,053.16	\$36,011,287.33
Budgeted Balance- Unobligated Budget			(16,715,113.56)
Encumbrances			(6,246,346.21)
			\$13,049,827.56

Transportation Trust Fund 627 8008/8009	Actual FY 2014	Actual FY 2015	Budgeted FY 2016 ending 3/31/16
Beginning Balance	\$13,894,418.82	\$ 5,504,699.04	\$ 380,496.36
Revenues	\$9,183,151.60	\$10,462,393.82	\$ 5,737,260.95
	23,077,570.42	15,967,092.86	6,117,757.31
Obligations	(17,572,871.38)	(15,586,596.50)	(15,887.50)
Ending Balance	\$ 5,504,699.04	\$ 380,496.36	\$ 6,101,869.81
Budgeted Balance- Unobligated Budget			-
Encumbrances			(670.93)
			\$ 6,101,198.88

Union Arbitration Award and Government Employees Increment Fund 588/2112-2113	Actual FY 2014	Actual FY 2015	Budgeted FY 2016 ending 3/31/16
Beginning Balance	\$8,325,166.28	\$ 6,183,870.19	\$ 4,470,435.98
Revenues	\$1,162,223.93	\$ 1,736,408.58	\$ 255,000.00
	9,487,390.21	7,920,278.77	4,725,435.98
Obligations	(3,337,340.32)	(3,449,842.79)	(1,104,507.09)
Adjustment	33,820.30		
Ending Balance	\$ 6,183,870.19	\$ 4,470,435.98	\$ 3,620,928.89
Budgeted Balance- Unobligated Budget			(859,539.98)
Encumbrances			(45,163.01)
	AVAILABLE FOR BUDGET		\$ 2,716,225.90

VI Coastal Protection Fund 31200/6014	Actual FY 2014	Actual FY 2015	Budgeted FY 2016 ending 3/31/16
Beginning Balance	\$752,173.23	\$ 720,522.07	\$ 878,708.66
Revenues	\$83,337.00	\$ 219,040.48	\$ 82,882.00
	835,510.23	939,562.55	961,590.66
Obligations	(116,072.97)	(60,853.89)	(41,864.13)
Adjustment	1,084.81		
Ending Balance	\$ 720,522.07	\$ 878,708.66	\$ 919,726.53
Budgeted Balance- Unobligated Budget			(110,980.81)
Encumbrances			(37,574.91)
	AVAILABLE FOR BUDGET		\$ 771,170.81

VI Insurance Guaranty Fund 582/2108-2109	Actual FY 2014	Actual FY 2015	Budgeted FY 2016 ending 3/31/16
Beginning Balance	\$19,721,049.54	\$10,851,302.08	\$13,667,284.40
Revenues	\$16,131,421.37	\$15,815,982.70	\$ 7,928,891.60
	35,852,470.91	26,667,284.78	21,596,176.00
Obligations	(28,001,208.34)	(10,000,000.00)	(6,000,000.00)
Adjustment	3,000,039.51	(3,000,000.38)	(2,990,286.63)
Ending Balance	<u>\$10,851,302.08</u>	<u>\$13,667,284.40</u>	<u>\$12,605,889.37</u>
Budgeted Balance- Unobligated Budget			-
Encumbrances			571.62
	AVAILABLE FOR BUDGET		\$12,606,460.99

VI Lottery Fund 2238	Actual FY 2014	Actual FY 2015	Budgeted FY 2016 ending 3/31/16
Beginning Balance	\$(1,686,573.00)	\$(2,974,255.00)	\$(2,996,067.00)
Revenues	\$ -	\$ -	\$ -
	(1,686,573.00)	(2,974,255.00)	(2,996,067.00)
Obligations	-	-	-
Adjustment	(1,287,682.00)	(21,812.00)	-
Ending Balance	<u>\$(2,974,255.00)</u>	<u>\$(2,996,067.00)</u>	<u>\$(2,996,067.00)</u>
Budgeted Balance- Unobligated Budget			-
Encumbrances			-
	AVAILABLE FOR BUDGET		\$(2,996,067.00)

Vocational Technical Ed Training Fund - 2266	Actual FY 2014	Actual FY 2015	Budgeted FY 2016 ending 3/31/16
Beginning Balance	\$28,052.55	\$ 19,421.68	\$ 19,421.68
Revenues	\$ -	\$ -	\$ -
	28,052.55	19,421.68	19,421.68
Obligations	(8,630.87)	-	-
Ending Balance	\$ 19,421.68	\$ 19,421.68	\$ 19,421.68
Budgeted Balance- Unobligated Budget			-
Encumbrances			-
AVAILABLE FOR BUDGET			\$ 19,421.68

APPROPRIATION BILLS

**BILL NO. 31-
THIRTY-FIRST LEGISLATURE OF THE VIRGIN ISLANDS
OF THE UNITED STATES
REGULAR SESSION
2016**

FOR THE OPERATION OF THE GOVERNMENT OF THE VIRGIN ISLANDS DURING THE FISCAL YEAR OCTOBER 1, 2016 TO SEPTEMBER 30, 2017.

PROPOSED BY: THE GOVERNOR

BE IT ENACTED BY THE LEGISLATURE OF THE VIRGIN ISLANDS:

SECTION 1. THE AMOUNTS LISTED HEREIN, OR SO MUCH THEREOF AS SHALL BE SUFFICIENT TO ACCOMPLISH THE PURPOSES SPECIFIED, AS HEREINAFTER SET FORTH, ARE HEREBY APPROPRIATED AND AUTHORIZED TO BE PAID OUT OF ANY FUNDS IN THE GENERAL FUND OF THE TREASURY OF THE VIRGIN ISLANDS, WHICH AMOUNTS SHALL BE AVAILABLE FOR THE FISCAL YEAR OCTOBER 1, 2016 TO SEPTEMBER 30, 2017.

SECTION 2. WITH LUMP SUM APPROPRIATIONS, THE DEPARTMENTS AND AGENCIES ARE HEREBY EXEMPTED FROM TITLE 2, CHAPTER 2, SECTION 28 (B), VIRGIN ISLANDS CODE.

	FISCAL YEAR 2017
0100 GENERAL FUND	
110 DEPARTMENT OF JUSTICE	
TOTAL DEPARTMENT OF JUSTICE	14,421,583
150 BUREAU OF CORRECTION	
TOTAL BUREAU OF CORRECTION	35,941,013
200 OFFICE OF THE GOVERNOR	
TOTAL OFFICE OF THE GOVERNOR	11,951,245
210 OFFICE OF MANAGEMENT & BUDGET	
TOTAL OFFICE OF MANAGEMENT & BUDGET	2,986,831
220 DIVISION OF PERSONNEL	
TOTAL DIVISION OF PERSONNEL	4,249,794
230 VITEMA	
TOTAL VITEMA	5,134,418

240 FIRE SERVICES	
TOTAL FIRE SERVICES	20,439,929
260 BUREAU OF INFORMATION TECHNOLOGY	
TOTAL BUREAU OF INFORMATION TECHNOLOGY	2,286,205
270 VIRGIN ISLANDS ENERGY OFFICE	
TOTAL VIRGIN ISLANDS ENERGY OFFICE	1,286,180
280 OFFICE OF THE ADJUTANT GENERAL	
TOTAL OFFICE OF THE ADJUTANT GENERAL	1,227,725
290 OFFICE OF VETERAN AFFAIRS	
TOTAL OFFICE OF VETERAN AFFAIRS	350,000
300 OFFICE OF LT. GOVERNOR	
TOTAL OFFICE OF LT. GOVERNOR	9,783,713
340 BUREAU OF INTERNAL REVENUE	
TOTAL BUREAU INTERNAL REVENUE	12,991,355
360 BUREAU OF MOTOR VEHICLES	
TOTAL BUREAU OF MOTOR VEHICLES	2,019,813
370 DEPARTMENT OF LABOR	
TOTAL DEPARTMENT OF LABOR	4,367,542
380 LICENSING & CONSUMER AFFAIRS	
TOTAL LICENSING & CONSUMER AFFAIRS	3,831,510
390 DEPARTMENT OF FINANCE	
TOTAL DEPARTMENT OF FINANCE	5,442,750
400 DEPARTMENT OF EDUCATION	
TOTAL DEPARTMENT OF EDUCATION	167,050,830
500 VI POLICE DEPARTMENT	
TOTAL VI POLICE DEPARTMENT	63,082,416

520 LAW ENFORCEMENT PLANNING COMMISSION	
TOTAL LAW ENFORCEMENT PLANNING COMMISSION	827,603
600 DEPARTMENT OF PROPERTY & PROCUREMENT	
TOTAL DEPARTMENT OF PROPERTY & PROCUREMENT	3,186,584
610 DEPARTMENT OF PUBLIC WORKS	
TOTAL DEPARTMENT OF PUBLIC WORKS	20,869,184
700 DEPARTMENT OF HEALTH	
TOTAL DEPARTMENT OF HEALTH	23,346,530
720 DEPARTMENT OF HUMAN SERVICES	
TOTAL DEPARTMENT OF HUMAN SERVICE	69,033,891
800 DEPARTMENT OF PLANNING AND NATURAL RESOURCES	
TOTAL PLANNING AND NATURAL RESOURCES	6,915,420
830 DEPARTMENT OF AGRICULTURE	
TOTAL DEPARTMENT OF AGRICULTURE	4,087,000
840 DEPARTMENT SPORTS, PARKS & RECREATION	
TOTAL DEPARTMENT SPORTS PARKS & RECREATION	7,033,166
920 DEPARTMENT OF TOURISM	
TOTAL DEPARTMENT OF TOURISM	2,609,605
990 MISCELLANEOUS	
TOTAL MISCELLANEOUS	104,145,369
TOTAL GENERAL FUND	610,899,205

**BILL NO. 31-
THIRTY-FIRST LEGISLATURE OF THE VIRGIN ISLANDS
OF THE UNITED STATES
REGULAR SESSION
2016**

TO APPROPRIATE MONIES FROM THE ANTI-LITTER AND BEAUTIFICATION FUND TO THE WASTE MANAGEMENT AUTHORITY FOR THE FISCAL YEAR ENDING SEPTEMBER 30, 2017.

PROPOSED BY: THE GOVERNOR

BE IT ENACTED BY THE LEGISLATURE OF THE VIRGIN ISLANDS:

SECTION 1. THE FOLLOWING SUMS OR SO MUCH THEREOF AS MAY BE NECESSARY, ARE HEREBY APPROPRIATED FROM THE ANTI-LITTER AND BEAUTIFICATION FUND IN THE TREASURY OF THE VIRGIN ISLANDS, CREATED BY ACT NO 7536, FOR THE FISCAL YEAR ENDING SEPTEMBER 30, 2017 FOR THE PURPOSES HEREAFTER EXPRESSLY NAMED:

	FISCAL YEAR 2017
2043 ANTI-LITTER AND BEAUTIFICATION	
610 DEPARTMENT OF PUBLIC WORKS	
TOTAL DEPARTMENT OF PUBLIC WORKS	1,000,000
620 VI WASTE MANAGEMENT AUTHORITY	
TOTAL VI WASTE MANAGEMENT AUTHORITY	5,000,000
TOTAL ANTI-LITTER AND BEAUTIFICATION	6,000,000

**BILL NO. 31-
THIRTY-FIRST LEGISLATURE OF THE VIRGIN ISLANDS
OF THE UNITED STATES
REGULAR SESSION
2016**

AN ACT PROVIDING APPROPRIATION FOR OPERATING EXPENSES OF THE VIRGIN ISLANDS BOARD OF EDUCATION FROM THE GENERAL FUND OF THE GOVERNMENT OF THE VIRGIN ISLANDS DURING THE FISCAL YEAR OCTOBER 1, 2016 THROUGH SEPTEMBER 2017.

PROPOSED BY: THE GOVERNOR

BE IT ENACTED BY THE LEGISLATURE OF THE VIRGIN ISLANDS:

SECTION 1. THE FOLLOWING SUM, OR SO MUCH THEREOF AS MAY BE NECESSARY, IS HEREBY APPROPRIATED FROM THE GENERAL FUND FOR OPERATING EXPENSES, INCLUDING MAINTENANCE, SUPPLIES MACHINERY AND EQUIPMENT AND OTHER PURPOSES OF THE VIRGIN ISLANDS BOARD OF EDUCATION FOR THE FISCAL YEAR OCTOBER 1, 2016 THROUGH SEPTEMBER 30, 2017.

FISCAL YEAR 2017

0100 GENERAL FUND

**330 VIRGIN ISLANDS BOARD OF EDUCATION
TOTAL BOARD OF EDUCATION**

1,742,975

TOTAL GENERAL FUND

1,742,975

**BILL NO. 31-
THIRTY-FIRST LEGISLATURE OF THE VIRGIN ISLANDS
OF THE UNITED STATES
REGULAR SESSION
2016**

TO PROVIDE AN APPROPRIATION FOR OPERATING EXPENSES OF THE BUREAU OF MOTOR VEHICLES OF THE GOVERNMENT OF THE VIRGIN ISLANDS DURING THE FISCAL YEAR OCTOBER 1, 2016 TO SEPTEMBER 30, 2017.

PROPOSED BY: THE GOVERNOR

BE IT ENACTED BY THE LEGISLATURE OF THE VIRGIN ISLANDS:

SECTION 1. NOT WITHSTANDING 33 VIC,SECTION 200a(e), TTHE FOLLOWING SUM, OR SO MUCH AS NECESSARY, IS APPROPRIATED FROM THE TRANSPORTATION TRUST FUND INTO THE BUREAU OF MOTOR VEHICLES FUND FOR OPERATING EXPENSES, INCLUDING WAGES OF SALARIED EMPLOYEES, OF THE BUREAU OF MOTOR VEHICLES DURING THE FISCAL YEAR BEGINNING OCTOBER 1, 2016 AND ENDING SEPTEMBER 30, 2017 AS HEREINAFTER SPECIFIED:

FISCAL YEAR 2017

2094 BUREAU OF MOTOR VEHICLES

360 BUREAU OF MOTOR VEHICLES

TOTAL BUREAU OF MOTOR VEHICLES	1,000,000
---------------------------------------	------------------

TOTAL BUREAU OF MOTOR VEHICLES	1,000,000
---------------------------------------	------------------

**BILL NO. 31-
THIRTY-FIRST LEGISLATURE OF THE VIRGIN ISLANDS
OF THE UNITED STATES
REGULAR SESSION
2016**

TO PROVIDE AN APPROPRIATION FOR OPERATING EXPENSES OF THE BUSINESS AND COMMERCIAL PROPERTIES REVOLVING FUND OF THE GOVERNMENT OF THE VIRGIN ISLANDS DURING THE FISCAL YEAR OCTOBER 1, 2016 TO SEPTEMBER 30, 2017.

PROPOSED BY: THE GOVERNOR

BE IT ENACTED BY THE LEGISLATURE OF THE VIRGIN ISLANDS:

SECTION 1. THE FOLLOWING SUM, OR SO MUCH THEREOF AS MAY BE NECESSARY, IS HEREBY APPROPRIATED OUT OF FUNDS IN THE BUSINESS AND COMMERCIAL PROPERTIES REVOLVING FUND FOR THE OPERATING EXPENSES, INCLUDING WAGES OF SALARIED EMPLOYEES, OF THE DEPARTMENT OF PROPERTY AND PROCUREMENT, BUSINESS AND COMMERCIAL PROPERTIES ADMINISTRATION, IN ADMINISTERING THE SAID FUND DURING THE FISCAL YEAR BEGINNING OCTOBER 1, 2016 AND ENDING SEPTEMBER 30, 2017, AS HEREINAFTER SPECIFIED:

	FISCAL YEAR 2017
6028 BUSINESS & COMMERCIAL PROPERTY	
600 DEPARTMENT OF PROPERTY & PROCUREMENT	
TOTAL DEPARTMENT OF PROPERTY & PROCUREMENT	2,151,155
TOTAL BUSINESS & COMMERCIAL PROPERTY	2,151,155

**BILL NO. 31-
THIRTY-FIRST LEGISLATURE OF THE VIRGIN ISLANDS
OF THE UNITED STATES
REGULAR SESSION
2016**

TO PROVIDE AN APPROPRIATION FROM THE CARIBBEAN BASIN INITIATIVE FUND FOR FISCAL YEAR OCTOBER 1, 2016 TO SEPTEMBER 30, 2017.

PROPOSED BY: THE GOVERNOR

BE IT ENACTED BY THE LEGISLATURE OF THE VIRGIN ISLANDS:

SECTION 1. NOTWITHSTANDING ANY OTHER LAW, THE FOLLOWING SUM OR SO MUCH THEREOF AS MAY BE NECESSARY, IS HEREBY APPROPRIATED OUT OF FUNDS AVAILABLE IN THE CARIBBEAN BASIN INITIATIVE FUND, CREATED PURSUANT TO 26 USC (PUBLIC LAW 98-67), FOR FISCAL YEAR OCTOBER 1, 2016 TO SEPTEMBER 30, 2017.

	FISCAL YEAR 2017
3015 CARIBBEAN BASIN INITIATIVE	
390 DEPARTMENT OF FINANCE	
AS A CONTRIBUTION TO THE GENERAL FUND	
TOTAL DEPARTMENT OF FINANCE	8,900,000
TOTAL CARIBBEAN BASIN INITIATIVE	8,900,000

**BILL NO. 31-
THIRTY-FIRST LEGISLATURE OF THE VIRGIN ISLANDS
OF THE UNITED STATES
REGULAR SESSION
2016**

TO APPROPRIATE THE SUM OF \$1,185,413 FROM THE COMMUNITY FACILITIES TRUST FUND TO THE GENERAL FUND TO PAY THE ALLOCABLE DEBT SERVICE PAYABLE ON DEBT ISSUED TO FINANCE THE PAUL E. JOSEPH STADIUM PROJECT FOR THE FISCAL YEAR ENDING SEPTEMBER 30, 2017.

RECOMMENDED BY THE GOVERNOR

BE IT ENACTED BY THE LEGISLATURE OF THE VIRGIN ISLANDS:

SECTION 1. IN ACCORDANCE WITH ACT 7453, SECTION 4(C) AS AMENDED BY ACT 7663 1(d), THE SUM OF ONE MILLION ONE HUNDRED EIGHTY-FIVE THOUSAND FOUR HUNDRED THIRTEEN DOLLARS (\$1,185,413) IS HEREBY APPROPRIATED FROM THE COMMUNITY FACILITY TRUST FUND TO THE GENERAL FUND FOR FISCAL YEAR ENDING SEPTEMBER 30, 2017 FOR THE PURPOSE OF PAYING THE ALLOCABLE DEBT SERVICE PAYABLE ON DEBT ISSUED TO FINANCE THE PAUL E. JOSEPH STADIUM PROJECT.

**BILL NO. 31-
THIRTY-FIRST LEGISLATURE OF THE VIRGIN ISLANDS
OF THE UNITED STATES
REGULAR SESSION
2016**

TO APPROPRIATE MONIES FOR SALARIES AND EXPENSES OF THE ELECTION SYSTEM OF THE VIRGIN ISLANDS FOR THE FISCAL YEAR ENDING SEPTEMBER 30, 2017.

RECOMMENDED BY THE GOVERNOR

BE IT ENACTED BY THE LEGISLATURE OF THE VIRGIN ISLANDS:

SECTION 1. THERE IS APPROPRIATED FROM THE GENERAL FUND TO THE ST. THOMAS/ST. JOHN BOARD OF ELECTIONS THE SUM OF \$75,000 FOR THE OPERATING EXPENSES AND ANY OTHER RELATED COSTS FOR THE FISCAL YEAR ENDING SEPTEMBER 30, 2017.

SECTION 2. THERE IS APPROPRIATED FROM THE GENERAL FUND TO THE ST. CROIX BOARD OF ELECTIONS THE SUM OF \$75,000 FOR THE OPERATING EXPENSES AND ANY OTHER RELATED COSTS FOR THE FISCAL YEAR ENDING SEPTEMBER 30, 2017.

SECTION 3. THERE IS APPROPRIATED FROM THE GENERAL FUND TO THE OFFICE OF THE SUPERVISOR OF ELECTIONS THE SUM OF \$1,400,000 FOR THE OPERATING EXPENSES AND ANY OTHER RELATED COSTS FOR THE FISCAL YEAR ENDING SEPTEMBER 30, 2017.

**BILL NO. 31-
THIRTY-FIRST LEGISLATURE OF THE VIRGIN ISLANDS
OF THE UNITED STATES
REGULAR SESSION
2016**

TO APPROPRIATE FUNDS FROM THE GOVERNMENT INSURANCE FUND FOR OPERATING EXPENSES OF THE DEPARTMENT OF FINANCE AND THE DEPARTMENT OF LABOR FOR THE FISCAL YEAR ENDING SEPTEMBER 30, 2017.

PROPOSED BY: THE GOVERNOR

BE IT ENACTED BY THE LEGISLATURE OF THE VIRGIN ISLANDS:

SECTION 1. THE FOLLOWING SUMS, OR SO MUCH THEREOF AS MAY BE NECESSARY, ARE HEREBY APPROPRIATED OUT OF THE GOVERNMENT INSURANCE FUND FOR EXPENSES, INCLUDING WAGES OF SALARIED EMPLOYEES OF THE DEPARTMENT OF FINANCE, OFFICE OF THE CUSTODIAN AND THE DEPARTMENT OF LABOR, DIVISION OF OCCUPATIONAL SAFETY AND HEALTH AND THE DIVISION OF WORKER'S COMPENSATION.

	FISCAL YEAR 2017
6000 GOVERNMENT INSURANCE FUND	
370 DEPARTMENT OF LABOR	
TOTAL DEPARTMENT OF LABOR	1,342,053
390 DEPARTMENT OF FINANCE	
TOTAL DEPARTMENT OF FINANCE	759,343
TOTAL GOVERNMENT INSURANCE FUND	2,101,396

**BILL NO. 31-
THIRTY-FIRST LEGISLATURE OF THE VIRGIN ISLANDS
OF THE UNITED STATES
REGULAR SESSION
2016**

TO PROVIDE FOR THE LUMP SUM APPROPRIATION FROM THE HEALTH REVOLVING FUND FOR FISCAL YEAR OCTOBER 1, 2016 THROUGH SEPTEMBER 30, 2017.

PROPOSED BY: THE GOVERNOR

BE IT ENACTED BY THE LEGISLATURE OF THE VIRGIN ISLANDS:

SECTION 1. THE FOLLOWING AMOUNT, OR SO MUCH THEREOF AS MAY BE NECESSARY TO ACCOMPLISH THE PURPOSES SPECIFIED, IS HEREBY APPROPRIATED FROM FUNDS AVAILABLE OR DEPOSITED IN THE HEALTH REVOLVING FUND FOR THE FISCAL YEAR ENDING SEPTEMBER 30, 2017.

SECTION 2. THE DEPARTMENT OF HEALTH GRANTED A LUMP SUM BUDGET UNDER THIS ACT IS HEREBY EXEMPTED FROM THE PROVISIONS OF TITLE 2, CHAPTER 2, SECTION 28(B), VIRGIN ISLANDS CODE.

	FISCAL YEAR 2017
6079 HEALTH REVOLVING FUND NON-LAPSING	
700 DEPARTMENT OF HEALTH	
TOTAL DEPARTMENT OF HEALTH	2,554,707
TOTAL HEALTH REVOLVING FUND NON-LAP	2,554,707

**BILL NO. 31-
THIRTY-FIRST LEGISLATURE OF THE VIRGIN ISLANDS
OF THE UNITED STATES
REGULAR SESSION
2016**

AN ACT PROVIDING APPROPRIATIONS FOR OPERATING EXPENSES OF THE HOSPITAL AND HEALTH FACILITIES CORPORATION FROM THE GENERAL FUND OF THE GOVERNMENT OF THE VIRGIN ISLANDS DURING THE FISCAL YEAR OCTOBER 1, 2016 THROUGH SEPTEMBER 2017.

PROPOSED BY: THE GOVERNOR

BE IT ENACTED BY THE LEGISLATURE OF THE VIRGIN ISLANDS:

SECTION 1. THE FOLLOWING SUM, OR SO MUCH THEREOF AS MAY BE NECESSARY, IS HEREBY APPROPRIATED FROM THE GENERAL FUND FOR OPERATING EXPENSES, INCLUDING MAINTENANCE, SUPPLIES AND EQUIPMENT AND OTHER PURPOSES OF THE HOSPITAL HEALTH FACILITIES CORPORATION FOR THE FISCAL YEAR OCTOBER 1, 2016 THROUGH SEPTEMBER 30, 2017.

	FISCAL YEAR 2017
0100 GENERAL FUND	
7110 SCHNEIDER REGIONAL MEDICAL CENTER	22,472,518
7110 GOVERNOR JUAN F. LUIS HOSPITAL AND MEDICAL CENTER	20,148,874
TOTAL HOSPITAL & HEALTH FACILITIES CORPORATION	42,621,392
TOTAL GENERAL FUND	42,621,392

**BILL NO. 31-
THIRTY-FIRST LEGISLATURE OF THE VIRGIN ISLANDS
OF THE UNITED STATES
REGULAR SESSION
2016**

TO PROVIDE FOR THE LUMP SUM APPROPRIATION FROM THE INDIRECT COST FUND FOR SALARIES, OPERATING EXPENSES AND FOR OTHER PURPOSES, OF THE OFFICE OF MANAGEMENT AND BUDGET, THE DIVISION OF PERSONNEL, THE DEPARTMENT OF PROPERTY AND PROCUREMENT AND THE DEPARTMENT OF FINANCE FOR THE FISCAL YEAR OCTOBER 1, 2016 THROUGH SEPTEMBER 30, 2017.

PROPOSED BY: THE GOVERNOR

BE IT ENACTED BY THE LEGISLATURE OF THE VIRGIN ISLANDS:

SECTION 1. THE FOLLOWING SUMS, OR SO MUCH THEREOF AS MAY BE NECESSARY, ARE HEREBY APPROPRIATED FROM THE INDIRECT COST FUND FOR OPERATING EXPENSES, INCLUDING WAGES AND SALARIES, AND OTHER PURPOSES OF THE OFFICE OF MANAGEMENT AND BUDGET, THE DIVISION OF PERSONNEL, THE DEPARTMENT OF PROPERTY AND PROCUREMENT AND THE DEPARTMENT OF FINANCE FOR FISCAL YEAR OCTOBER 1, 2016 TO SEPTEMBER 30, 2017.

FISCAL YEAR 2017

2098 INDIRECT COST

210 OFFICE OF MANAGEMENT & BUDGET

TOTAL OFFICE OF MANAGEMENT & BUDGET	1,823,597
-------------------------------------	-----------

220 DIVISION OF PERSONNEL

TOTAL DIVISION OF PERSONNEL	632,091
-----------------------------	---------

390 DEPARTMENT OF FINANCE

TOTAL DEPARTMENT OF FINANCE	257,995
-----------------------------	---------

600 DEPARTMENT OF PROPERTY & PROCUREMENT

TOTAL DEPARTMENT OF PROPERTY & PROCUREMENT	138,746
--	---------

TOTAL INDIRECT COST

TOTAL INDIRECT COST	2,852,429
---------------------	-----------

**BILL NO. 31-
THIRTY-FIRST LEGISLATURE OF THE VIRGIN ISLANDS
OF THE UNITED STATES
REGULAR SESSION
2016**

TO APPROPRIATE THE SUM OF \$1,100,000 FROM THE INTEREST EARNED ON DEBT SERVICES RESERVES AS A CONTRIBUTION TO THE GENERAL FUND

PROPOSED BY: THE GOVERNOR

BE IT ENACTED BY THE LEGISLATURE OF THE VIRGIN ISLANDS:

SECTION 1. NOTWITHSTANDING ANY OTHER LAW, THE SUM OF ONE MILLION ONE HUNDRED THOUSAND DOLLARS (\$1,100,000), IS HEREBY APPROPRIATED OUT OF THE INTEREST EARNED ON DEBT SERVICES RESERVES IN THE FISCAL YEAR ENDING SEPTEMBER 30, 2017 AS A CONTRIBUTION TO THE GENERAL FUND.

**BILL NO. 31-
THIRTY-FIRST LEGISLATURE OF THE VIRGIN ISLANDS
OF THE UNITED STATES
REGULAR SESSION
2016**

TO APPROPRIATE THE SUM OF \$1,000,000 FROM THE INTEREST REVENUE FUND AS A CONTRIBUTION TO THE GENERAL FUND FOR THE FISCAL YEAR ENDING SEPTEMBER 30, 2017.

RECOMMENDED BY THE GOVERNOR

BE IT ENACTED BY THE LEGISLATURE OF THE VIRGIN ISLANDS:

SECTION 1. NOTWITHSTANDING ANY OTHER LAW, THE SUM OF ONE MILLION DOLLARS (\$1,000,000) IS HEREBY APPROPRIATED OUT OF ANY FUNDS AVAILABLE IN THE INTEREST REVENUE FUND TO THE GENERAL FUND IN THE FISCAL YEAR ENDING SEPTEMBER 30, 2017 AS A CONTRIBUTION TO THE GENERAL FUND.

**BILL NO. 31-
THIRTY-FIRST LEGISLATURE OF THE VIRGIN ISLANDS
OF THE UNITED STATES
REGULAR SESSION
2016**

TO PROVIDE APPROPRIATIONS FROM THE INTERNAL REVENUE MATCHING FUND FOR THE FISCAL YEAR OCTOBER 1, 2016 THROUGH SEPTEMBER 30, 2017.

PROPOSED BY: THE GOVERNOR

BE IT ENACTED BY THE LEGISLATURE OF THE VIRGIN ISLANDS:

SECTION 1. THE FOLLOWING SUMS, OR SO MUCH THEREOF AS MAY BE NECESSARY, ARE HEREBY APPROPRIATED OUT OF ANY FUNDS AVAILABLE IN SPECIAL INTERNAL REVENUE MATCHING FUND, CREATED BY SUBSECTION 28(B, (C), (I) OF THE REVISED ORGANIC ACT OF THE VIRGIN ISLANDS, PUBLIC LAW 517, 83RD CONGRESS, FOR THE FISCAL YEAR OCTOBER 1, 2016 TO SEPTEMBER 30, 2017 :

	FISCAL YEAR 2017
3003 INTERNAL REVENUE MATCHING	
CONTRIBUTION TO THE GENERAL FUND	8,500,000
390 DEPARTMENT OF FINANCE	
TOTAL DEPARTMENT OF FINANCE	8,500,000
SUBTOTAL INTERNAL REVENUE MATCHING	
3006 INTERNAL REVENUE MATCHING	
TO DEPARTMENT OF HUMAN SERVICES AS A CONTRIBUTION TO THE CRISIS INTERVENTION FUND	
390 DEPARTMENT OF FINANCE	
TOTAL DEPARTMENT OF FINANCE	1,000,000
SUBTOTAL INTERNAL REVENUE MATCHING	1,000,000
UVI MEDICAL SCHOOL DEBT SERVICE	1,000,000
SUBTOTAL INTERNAL REVENUE MATCHING	1,000,000
3007 INTERNAL REVENUE MATCHING NL	
2009 SERIES A-C BOND PRINCIPLE AND INTEREST	44,279,181
2010 SERIES A WORKING CAPITAL BONDS	21,994,600
2012 SERIES WORKING CAPITAL BOND	7,811,750
2013 SERIES A & B	11,388,750
390 DEPARTMENT OF FINANCE	85,474,281
TOTAL DEPARTMENT OF FINANCE	
SUBTOTAL INTERNAL REVENUE MATCHING NL	85,474,281
TOTAL INTERNAL REVENUE MATCHING	95,974,281

**BILL NO. 31-
THIRTY-FIRST LEGISLATURE OF THE VIRGIN ISLANDS
OF THE UNITED STATES
REGULAR SESSION
2016**

TO APPROPRIATE FUNDS TO THE PUBLIC SERVICES COMMISSION FOR THE FISCAL YEAR OCTOBER 1, 2016 TO SEPTEMBER 30, 2017 FOR OPERATING EXPENSES.

PROPOSED BY: THE GOVERNOR

BE IT ENACTED BY THE LEGISLATURE OF THE VIRGIN ISLANDS:

SECTION 1. THE FOLLOWING SUM OF \$1,782,084.00, OR SO MUCH THEREOF AS MAY BE NECESSARY, IS HEREBY APPROPRIATED OUT OF ANY AVAILABLE FUNDS IN THE PUBLIC SERVICES COMMISSION REVOLVING FUND FOR FISCAL YEAR OCTOBER 1, 2016 TO SEPTEMBER 30, 2017 TO THE PUBLIC SERVICES COMMISSION.

	FISCAL YEAR 2017
6032 PUBLIC SERVICE COMMISSION REVOLVING	
380 DEPARTMENT OF LICENSING & CONSUMER AFFAIRS	
TOTAL LICENSING & CONSUMER AFFAIRS	1,782,084
TOTAL PUBLIC SERVICE COMM REVOLVING	1,782,084

**BILL NO. 31-
THIRTY-FIRST LEGISLATURE OF THE VIRGIN ISLANDS
OF THE UNITED STATES
REGULAR SESSION
2016**

TO APPROPRIATE THE SUM OF \$2,000,000 FROM THE INTERNAL REVENUE MATCHING FUND AS A CONTRIBUTION TO THE ST. CROIX CAPITAL IMPROVEMENT FUND FOR THE FISCAL YEAR ENDING SEPTEMBER 30, 2017.

RECOMMENDED BY THE GOVERNOR

BE IT ENACTED BY THE LEGISLATURE OF THE VIRGIN ISLANDS:

SECTION 1. IN ACCORDANCE WITH TITLE 33, CHAPTER 111, SECTION 3087 THE SUM OF TWO MILLION DOLLARS (\$2,000,000) IS HEREBY APPROPRIATED FROM THE INTERNAL REVENUE MATCHING FUND TO THE ST. CROIX CAPITAL IMPROVEMENT FUND FOR FISCAL YEAR ENDING SEPTEMBER 30, 2017 FOR THE PURPOSE OF CAPITAL IMPROVEMENT PROJECTS ON THE ISLAND OF ST. CROIX.

**BILL NO. 31-
THIRTY-FIRST LEGISLATURE OF THE VIRGIN ISLANDS
OF THE UNITED STATES
REGULAR SESSION
2016**

TO PROVIDE AN APPROPRIATION FOR OPERATING EXPENSES OF THE DEPARTMENT OF PUBLIC WORKS AND THE WASTE MANAGEMENT AUTHORITY FROM THE ST. JOHN CAPITAL IMPROVEMENT FUND OF THE GOVERNMENT OF THE VIRGIN ISLANDS DURING THE FISCAL YEAR OCTOBER 1, 2016 THROUGH SEPTEMBER 30, 2017.

PROPOSED BY: THE GOVERNOR

BE IT ENACTED BY THE LEGISLATURE OF THE VIRGIN ISLANDS:

SECTION 1. THE FOLLOWING SUMS, OR SO MUCH THEREOF AS MAY BE NECESSARY, ARE HEREBY APPROPRIATED FROM THE ST. JOHN CAPITAL IMPROVEMENT FUND FOR OPERATING EXPENSES INCLUDING MAINTENANCE, SUPPLIES, MACHINERY AND EQUIPMENT AND OTHER PURPOSES OF THE DEPARTMENT OF PUBLIC WORKS AND THE WASTE MANAGEMENT AUTHORITY FOR THE FISCAL YEAR OCTOBER 1, 2016 THROUGH SEPTEMBER 30, 2017.

	FISCAL YEAR 2017
3019 SAINT JOHN CAPITAL IMPROVEMENT	
610 DEPARTMENT OF PUBLIC WORKS	
TOTAL DEPARTMENT OF PUBLIC WORKS	500,000
620 VI WASTE MANAGEMENT AUTHORITY	
TOTAL VI WASTE MANAGEMENT AUTHORITY	500,000
TOTAL SAINT JOHN CAPITAL IMPROVEMENT	1,000,000

**BILL NO. 31-
THIRTY-FIRST LEGISLATURE OF THE VIRGIN ISLANDS
OF THE UNITED STATES
REGULAR SESSION
2016**

TO PROVIDE AN APPROPRIATION FOR OPERATING EXPENSES OF THE WASTE MANAGEMENT AUTHORITY FROM THE SEWAGE SYSTEM FUND OF THE GOVERNMENT OF THE VIRGIN ISLANDS DURING THE FISCAL YEAR OCTOBER 1, 2016 THROUGH SEPTEMBER 30, 2017.

PROPOSED BY: THE GOVERNOR

BE IT ENACTED BY THE LEGISLATURE OF THE VIRGIN ISLANDS:

SECTION 1. THE FOLLOWING SUM, OR SO MUCH THEREOF AS MAY BE NECESSARY, IS HEREBY APPROPRIATED FROM THE SEWAGE SYSTEM FUND FOR OPERATING EXPENSES INCLUDING MAINTENANCE, SUPPLIES, MACHINERY AND EQUIPMENT AND OTHER PURPOSES OF WASTE MANAGEMENT AUTHORITY FOR THE FISCAL YEAR OCTOBER 1, 2016 THROUGH SEPTEMBER 30, 2017.

	FISCAL YEAR 2017
2066 SEWER WASTE WATER FUND	
620 VI WASTE MANAGEMENT AUTHORITY	
TOTAL VI WASTE MANAGEMENT AUTHORITY	3,000,000
TOTAL SEWER WASTE WATER FUND	3,000,000

**BILL NO. 31-
THIRTY-FIRST LEGISLATURE OF THE VIRGIN ISLANDS
OF THE UNITED STATES
REGULAR SESSION
2016**

TO APPROPRIATE THE SUM OF \$4,500,000 FROM THE TOURISM ADVERTISING REVOLVING FUND AS A CONTRIBUTION TO THE GENERAL FUND FOR THE FISCAL YEAR ENDING SEPTEMBER 30, 2017.

PROPOSED BY: THE GOVERNOR

BE IT ENACTED BY THE LEGISLATURE OF THE VIRGIN ISLANDS:

SECTION 1. NOTWITHSTANDING ANY OTHER LAW, THE SUM OF \$4,500,000 IS HEREBY APPROPRIATED OUT OF THE TOURISM ADVERTISING REVOLVING FUND IN THE FISCAL YEAR ENDING SEPTEMBER 30, 2017 AS A CONTRIBUTION TO THE GENERAL FUND.

**BILL NO. 31-
THIRTY-FIRST LEGISLATURE OF THE VIRGIN ISLANDS
OF THE UNITED STATES
REGULAR SESSION
2016**

TO PROVIDE FOR AN APPROPRIATION FROM THE TOURISM ADVERTISING REVOLVING FUND TO THE OFFICE OF THE GOVERNOR, VIRGIN ISLANDS POLICE DEPARTMENT, THE DEPARTMENT OF PUBLIC WORKS, THE VIRGIN ISLANDS WASTE MANAGEMENT AGENCY AND THE DEPARTMENT OF TOURISM DURING THE FISCAL YEAR OCTOBER 1, 2016 THROUGH SEPTEMBER 30, 2017.

PROPOSED BY: THE GOVERNOR

BE IT ENACTED BY THE LEGISLATURE OF THE VIRGIN ISLANDS:

SECTION 1. NOTWITHSTANDING ANY OTHER LAW, THE FOLLOWING SUMS OR SO MUCH THEREOF AS MAY BE NECESSARY IS HEREBY APPROPRIATED FROM ANY FUNDS AVAILABLE IN THE TOURISM ADVERTISING REVOLVING FUND, TO OFFICE OF THE GOVERNOR THROUGH THE BUREAU OF ECONOMIC RESEARCH AND OTHER TOURISM AND ECONOMIC STUDIES AND ACTIVITIES, TO CONDUCT TRAVELER EXIT SURVEYS, TO THE VIRGIN ISLANDS POLICE DEPARTMENT FOR POLICE OPERATIONS ON ST. THOMAS/ST. JOHN AND ST. CROIX, TO THE DEPARTMENT OF PUBLIC WORKS AND THE WASTE MANAGEMENT AGENCY TO FUND VARIOUS FESTIVAL CLEAN-UPS AND TO THE DEPARTMENT OF TOURISM FOR VARIOUS FESTIVALS IN FISCAL YEAR ENDING SEPTEMBER 30, 2017 AND SHALL REMAIN AVAILABLE UNTIL EXPENDED.

	FISCAL YEAR 2017
6069 TOURISM AD REVOLVING	
200 OFFICE OF THE GOVERNOR	
TOTAL OFFICE OF THE GOVERNOR	150,000
500 VI POLICE DEPARTMENT	
TOTAL VI POLICE DEPARTMENT	850,000
610 DEPARTMENT OF PUBLIC WORKS	
TOTAL DEPARTMENT OF PUBLIC WORKS	300,000
620 VI WASTE MANAGEMENT AUTHORITY	
TOTAL VI WASTE MANAGEMENT AUTHORITY	300,000
920 DEPARTMENT OF TOURISM	
TOTAL DEPARTMENT OF TOURISM	1,385,000
TOTAL TOURISM AD REVOLVING	2,985,000

**BILL NO. 31-
THIRTY-FIRST LEGISLATURE OF THE VIRGIN ISLANDS
OF THE UNITED STATES
REGULAR SESSION
2016**

TO APPROPRIATE THE SUM OF \$15,800,000 FROM THE TRANSPORTATION TRUST FUND AS A CONTRIBUTION TO THE GENERAL FUND FOR THE FISCAL YEAR ENDING SEPTEMBER 30, 2017.

PROPOSED BY: THE GOVERNOR

BE IT ENACTED BY THE LEGISLATURE OF THE VIRGIN ISLANDS:

SECTION 1. NOTWITHSTANDING ANY OTHER LAW, THE SUM OF \$15,800,000 IS HEREBY APPROPRIATED OUT OF THE TRANSPORTATION TRUST FUND IN THE FISCAL YEAR ENDING SEPTEMBER 30, 2017 AS A CONTRIBUTION TO THE GENERAL FUND.

**BILL NO. 31-
THIRTY-FIRST LEGISLATURE OF THE VIRGIN ISLANDS
OF THE UNITED STATES
REGULAR SESSION
2016**

TO PROVIDE FOR THE OPERATING EXPENSES OF THE PUBLIC EMPLOYEES RELATIONS BOARD AND THE LABOR MANAGEMENT COMMITTEE FOR FISCAL YEAR OCTOBER 1, 2016 TO SEPTEMBER 30, 2017.

PROPOSED BY: THE GOVERNOR

BE IT ENACTED BY THE LEGISLATURE OF THE VIRGIN ISLANDS:

SECTION 1. THERE IS HEREBY APPROPRIATED FROM THE GENERAL FUND THE SUM OF \$1,106,370 TO THE PUBLIC EMPLOYEES RELATIONS BOARD FOR OPERATING EXPENSES. SUCH SUM SHALL REMAIN AVAILABLE UNTIL EXPENDED.

SECTION 2. THERE IS HEREBY APPROPRIATED FROM THE GENERAL FUND THE SUM OF \$175,000 TO THE LABOR MANAGEMENT COMMITTEE FOR OPERATING EXPENSES. SUCH SUM SHALL REMAIN AVAILABLE UNTIL EXPENDED.

SECTION 3. THE SUMS APPROPRIATED TO THE OFFICE OF COLLECTIVE BARGAINING FOR THE FISCAL YEAR 2017 SHALL REMAIN AVAILABLE UNTIL EXPENDED.

**BILL NO. 31-
THIRTY-FIRST LEGISLATURE OF THE VIRGIN ISLANDS
OF THE UNITED STATES
REGULAR SESSION
2016**

TO APPROPRIATE THE SUM OF \$1,000,000 FROM THE UNION ARBITRATION AWARD FUND AS A CONTRIBUTION TO THE GENERAL FUND FOR THE FISCAL YEAR ENDING SEPTEMBER 30, 2017.

PROPOSED BY: THE GOVERNOR

BE IT ENACTED BY THE LEGISLATURE OF THE VIRGIN ISLANDS:

SECTION 1. NOTWITHSTANDING ANY OTHER LAW, THE SUM OF \$1,000,000 IS HEREBY APPROPRIATED OUT OF THE UNION ARBITRATION AWARD FUND IN THE FISCAL YEAR ENDING SEPTEMBER 30, 2017 AS A CONTRIBUTION TO THE GENERAL FUND.

**BILL NO. 31-
THIRTY-FIRST LEGISLATURE OF THE VIRGIN ISLANDS
OF THE UNITED STATES
REGULAR SESSION
2016**

TO APPROPRIATE MONIES FOR SALARIES AND EXPENSES OF THE UNIVERSITY OF THE VIRGIN ISLANDS FOR THE FISCAL YEAR ENDING SEPTEMBER 30, 2017 AND FOR OTHER PURPOSES.

PROPOSED BY: THE GOVERNOR

BE IT ENACTED BY THE LEGISLATURE OF THE VIRGIN ISLANDS:

SECTION 1. THE SUM OF \$23,902,208 OR AS MUCH AS MAY BE NECESSARY, IS HEREBY APPROPRIATED OUT OF ANY AVAILABLE FUNDS IN THE TREASURY OF THE VIRGIN ISLANDS, TO BE TRANSFERRED TO THE UNIVERSITY OF THE VIRGIN ISLANDS FUND FOR EXPENDITURE BY THE UNIVERSITY OF THE VIRGIN ISLANDS DURING THE FISCAL YEAR ENDING SEPTEMBER 30, 2017, FOR THE PURPOSES HEREINAFTER NAMED IN THIS SECTION IN ACCORDANCE WITH THE PROVISIONS OF TITLE 17, CHAPTERS 33 AND 35, VIRGIN ISLANDS CODE.

(A) FOR SALARIES, INCLUDING PAY FOR REGULAR AND TEMPORARY EMPLOYEES; SALARY INCREASES; EMPLOYER'S FICA AND RETIREMENT CONTRIBUTIONS; OVERTIME COMPENSATION OF HOURLY RATED EMPLOYEES; BOOKS, MAGAZINES, TEACHING MATERIALS AND AUDIO-VISUAL SUPPLIES; EQUIPMENT AND SUPPLIES FOR OFFICES, CLASSROOMS, LABORATORIES, LIBRARY, STUDENT AND FACULTY LODGINGS; RECREATIONAL AND COMMON ROOMS; VEHICLES AND THEIR MAINTENANCE AND REPAIR; FOOD AND RELATED SERVICES FOR STUDENT DORMITORIES; REPAIR, IMPROVEMENT AND MAINTENANCE OF THE UNIVERSITY CAMPUS AND ITS BUILDINGS AND OTHER APPURTENANCES; CONTRACTED, OUTSIDE SERVICES, SUCH AS LEGAL, ARCHITECTURAL, AUDITING AND PRINTING SERVICES; AND PAYMENT OF OTHER LEGITIMATE EXPENSES OF THE UNIVERSITY, INCLUDING PRINCIPAL AND INTEREST OF BONDS AND NOTES IN ACCORDANCE WITH THE PROVISIONS OF TITLE 17, CHAPTER 33 AND 35, VIRGIN ISLANDS CODE.

(B) FOR INCIDENTAL EXPENSES INCLUDING TRAVEL EXPENSE AND PER DIEM OF UNIVERSITY FACULTY, ADMINISTRATIVE AND OTHER EMPLOYEES, AND MEMBERS OF ADVISORY COUNCILS, BOARDS AND OVERSEERS; FAMILY TRAVEL AND MOVING EXPENSES FROM OTHER POINTS OF THE VIRGIN ISLANDS FOR NEW STAFF MEMBERS; AND FOR THE EXPENSES OF SUCH CONFERENCE AND WORKSHOPS AS MAY BE APPROVED BY THE BOARD OF TRUSTEES.

SECTION 2. IN ORDER TO SUPPLEMENT THE SUMS APPROPRIATED BY THIS ACT, THE BOARD OF TRUSTEES IS HEREBY AUTHORIZED TO LEVY SUCH FEES FOR TUITION, HOUSING, FOOD SERVICES, AND THE USE OF UNIVERSITY-OWNED BUILDINGS AS MAY BE REASONABLE AND PROPER, DEVOTING SUCH FEE INCOME SOLELY TO THE PURPOSES SPECIFIED IN SUB-SECTIONS (A) AND (B) OF SECTION 1 OF THIS ACT. THE BOARD OF TRUSTEES IS FURTHER AUTHORIZED AND DIRECTED TO CONTINUE TO MAKE EVERY EFFORT TO SECURE GIFTS, GRANTS AND LOANS TO THE UNIVERSITY OF THE VIRGIN ISLANDS FUND FROM PRIVATE INDIVIDUALS, FOUNDATIONS AND FEDERAL GOVERNMENT AGENCIES AND TO UTILIZE SUCH GIFTS, GRANTS AND LOANS FOR THE PURPOSES SPECIFIED BY THE DONOR OR LENDER.

SECTION 3. APPROPRIATED FROM THE GENERAL FUND OF THE TREASURY OF THE VIRGIN ISLANDS FOR THE FISCAL YEAR ENDING SEPTEMBER 30, 2017 THE SUM OF \$3,992,205 TO THE UNIVERSITY OF THE VIRGIN ISLANDS FOR THE PAYMENT OF DEBT SERVICE COSTS OF THE UNIVERSITY OF THE VIRGIN ISLANDS.

SECTION 4. APPROPRIATED FROM THE GENERAL FUND OF THE TREASURY OF THE VIRGIN ISLANDS FOR THE FISCAL YEAR ENDING SEPTEMBER 30, 2017, THE SUM OF \$300,000 TO THE UNIVERSITY OF THE VIRGIN ISLANDS TO PROVIDE MATCHING GRANTS FOR SMALL BUSINESS DEVELOPMENT CENTER PURSUANT TO TITLE 17, CHAPTER 33, SECTION 474, VIRGIN ISLANDS CODE.

SECTION 5. APPROPRIATED FROM THE GENERAL FUND OF THE TREASURY OF THE VIRGIN ISLANDS FOR THE FISCAL YEAR ENDING SEPTEMBER 30, 2017, THE SUM OF \$87,773 TO THE UNIVERSITY OF THE VIRGIN ISLANDS FOR SENIOR CITIZENS' TUITION, PURSUANT TO TITLE 17, CHAPTER 33, SECTION 475, VIRGIN ISLANDS CODE.

SECTION 6. APPROPRIATED FROM THE GENERAL FUND OF THE TREASURY OF THE VIRGIN ISLANDS FOR THE FISCAL YEAR ENDING SEPTEMBER 30, 2017, THE SUM OF \$400,966 TO THE UNIVERSITY OF THE VIRGIN ISLANDS FOR VALEDICTORIAN AND SALUTATORIAN SCHOLARSHIPS PURSUANT TO TITLE 17, CHAPTER 33, SECTION 476, VIRGIN ISLANDS CODE.

SECTION 7. APPROPRIATED FROM THE GENERAL FUND OF THE TREASURY OF THE VIRGIN ISLANDS FOR THE FISCAL YEAR ENDING SEPTEMBER 30, 2017, THE SUM OF \$100,000 TO THE COMMUNITY ENGAGEMENT AND LIFELONG LEARNING (CELL) PROGRAM FOR USE FOR VOCATIONAL EDUCATION PROGRAMS.

SECTION 8. APPROPRIATED FROM THE GENERAL FUND OF THE TREASURY OF THE VIRGIN ISLANDS FOR THE FISCAL YEAR ENDING SEPTEMBER 30, 2017, THE SUM OF \$200,000 TO THE UNIVERSITY OF THE VIRGIN ISLANDS FOR GREEN TECHNOLOGY PROGRAM PURSUANT TO ACT NO. 7222.

SECTION 9. APPROPRIATED FROM THE GENERAL FUND OF THE TREASURY OF THE VIRGIN ISLANDS FOR THE FISCAL YEAR ENDING SEPTEMBER 30, 2017, THE SUM OF \$100,000 TO THE UNIVERSITY OF THE HOTEL MANAGEMENT PROGRAM.

SECTION 10. APPROPRIATED FROM THE GENERAL FUND OF THE TREASURY OF THE VIRGIN ISLANDS FOR THE FISCAL YEAR ENDING SEPTEMBER 30, 2017, THE SUM OF \$15,000 TO THE UNIVERSITY OF THE VIRGIN ISLANDS FOR JOHN BREWERS BEACH BATHHOUSE MAINTENANCE.

SECTION 11. APPROPRIATED FROM THE GENERAL FUND OF THE TREASURY OF THE VIRGIN ISLANDS FOR THE FISCAL YEAR ENDING SEPTEMBER 30, 2017, THE SUM OF \$355,901 TO THE UNIVERSITY OF THE VIRGIN ISLANDS FOR THE UNIVERSITY BOUND PROGRAM, FORMERLY THE UPWARD BOUND PROGRAM.

SECTION 12. APPROPRIATED FROM THE GENERAL FUND OF THE TREASURY OF THE VIRGIN ISLANDS FOR THE FISCAL YEAR ENDING SEPTEMBER 30, 2017, THE SUM OF \$100,000 TO THE UNIVERSITY OF THE VIRGIN ISLANDS FOR THE SENIOR RESERVE OFFICERS' TRAINING CORPS (SROTC) PROGRAM.

SECTION 13. APPROPRIATED FROM THE GENERAL FUND OF THE TREASURY OF THE VIRGIN ISLANDS FOR THE FISCAL YEAR ENDING SEPTEMBER 30, 2017, THE SUM OF \$1,500,000 TO THE UNIVERSITY OF THE VIRGIN ISLANDS FOR EMPLOYEE SALARY INCREASES.

SECTION 14. APPROPRIATED FROM THE GENERAL FUND OF THE TREASURY OF THE VIRGIN ISLANDS FOR THE FISCAL YEAR ENDING SEPTEMBER 30, 2017, THE SUM OF \$430,470 TO THE UNIVERSITY OF THE VIRGIN ISLANDS FOR VIRGIN ISLANDS ACADEMIC AND CULTURAL AWARDS ENDOWMENT.

SECTION 15. APPROPRIATED FROM THE GENERAL FUND OF THE TREASURY OF THE VIRGIN ISLANDS FOR THE FISCAL YEAR ENDING SEPTEMBER 30, 2017, THE SUM OF \$162,227 TO THE UNIVERSITY OF THE VIRGIN ISLANDS FOR SENIOR CITIZENS TUITION REQUIREMENTS.

SECTION 16. APPROPRIATED FROM THE GENERAL FUND OF THE TREASURY OF THE VIRGIN ISLANDS FOR THE FISCAL YEAR ENDING SEPTEMBER 30, 2017, THE SUM OF \$100,000 TO THE UNIVERSITY OF THE VIRGIN ISLANDS FOR THE SOCIAL WORK PROGRAM ACCREDITATION.

SECTION 17. APPROPRIATED FROM THE GENERAL FUND OF THE TREASURY OF THE VIRGIN ISLANDS FOR THE FISCAL YEAR ENDING SEPTEMBER 30, 2017, THE SUM OF \$100,000 TO THE UNIVERSITY OF THE VIRGIN ISLANDS FOR THE JOHN BREWERS BEACH MAINTENANCE AND SECURITY.

FISCAL YEAR 2017

900 UNIVERSITY OF THE VIRGIN ISLANDS

TOTAL UNIVERSITY OF THE VIRGIN ISLANDS	31,846,750
---	-------------------

TOTAL GENERAL FUND	31,846,750
---------------------------	-------------------

**BILL NO. 31-
THIRTY-FIRST LEGISLATURE OF THE VIRGIN ISLANDS
OF THE UNITED STATES
REGULAR SESSION
2016**

AN ACT PROVIDING APPROPRIATION FOR OPERATING EXPENSES OF THE VIRGIN ISLANDS CAREER AND TECHNICAL EDUCATION BOARD FROM THE GENERAL FUND OF THE GOVERNMENT OF THE VIRGIN ISLANDS DURING THE FISCAL YEAR OCTOBER 1, 2016 THROUGH SEPTEMBER 2017.

PROPOSED BY: THE GOVERNOR

BE IT ENACTED BY THE LEGISLATURE OF THE VIRGIN ISLANDS:

SECTION 1. THE FOLLOWING SUM, OR SO MUCH THEREOF AS MAY BE NECESSARY, IS HEREBY APPROPRIATED FROM THE GENERAL FUND FOR OPERATING EXPENSES, INCLUDING MAINTENANCE, SUPPLIES MACHINERY AND EQUIPMENT AND OTHER PURPOSES OF THE VIRGIN ISLANDS CAREER AND TECHNICAL EDUCATION BOARD FOR THE FISCAL YEAR OCTOBER 1, 2016 THROUGH SEPTEMBER 30, 2017.

	FISCAL YEAR 2017
0100 GENERAL FUND	
430 VIRGIN ISLANDS CAREER & TECHNICAL EDUCATION BOARD	
TOTAL CAREER & TECHNICAL EDUCATION BOARD	600,000
TOTAL GENERAL FUND	600,000

**BILL NO. 31-
THIRTY-FIRST LEGISLATURE OF THE VIRGIN ISLANDS
OF THE UNITED STATES
REGULAR SESSION
2016**

AN ACT PROVIDING APPROPRIATION FOR OPERATING EXPENSES OF THE VIRGIN ISLANDS OFFICE OF THE INSPECTOR GENERAL FROM THE GENERAL FUND OF THE GOVERNMENT OF THE VIRGIN ISLANDS DURING THE FISCAL YEAR OCTOBER 1, 2016 THROUGH SEPTEMBER 30, 2017.

PROPOSED BY: THE GOVERNOR

BE IT ENACTED BY THE LEGISLATURE OF THE VIRGIN ISLANDS:

SECTION 1. THE FOLLOWING SUM, OR SO MUCH THEREOF AS MAY BE NECESSARY, IS HEREBY APPROPRIATED FROM THE GENERAL FUND FOR OPERATING EXPENSES, INCLUDING MAINTENANCE, SUPPLIES AND EQUIPMENT AND OTHER PURPOSES OF THE VIRGIN ISLANDS OFFICE OF THE INSPECTOR GENERAL FOR THE FISCAL YEAR OCTOBER 1, 2016 THROUGH SEPTEMBER 30, 2017.

	FISCAL YEAR 2017
0100 GENERAL FUND	
350 VI OFFICE INSPECTOR GENERAL	
TOTAL VI OFFICE OF INSPECTOR GENERAL	2,118,450
TOTAL GENERAL FUND	2,118,450

**BILL NO. 31-
THIRTY-FIRST LEGISLATURE OF THE VIRGIN ISLANDS
OF THE UNITED STATES
REGULAR SESSION
2016**

TO APPROPRIATE FUNDS TO THE VIRGIN ISLANDS TAXICAB COMMISSION FOR THE FISCAL YEAR OCTOBER 1, 2016 TO SEPTEMBER 30, 2017 FOR OPERATING EXPENSES.

PROPOSED BY: THE GOVERNOR

BE IT ENACTED BY THE LEGISLATURE OF THE VIRGIN ISLANDS:

SECTION 1. THE FOLLOWING SUM OR AS MUCH THEREOF AS MAY BE NECESSARY, IS HEREBY APPROPRIATED OUT OF ANY AVAILABLE FUNDS IN THE TAXI LICENSE FUND FOR THE FISCAL YEAR OCTOBER 1, 2016 TO SEPTEMBER 30, 2017, TO THE VIRGIN ISLANDS TAXICAB COMMISSION.

FISCAL YEAR 2017

2114 TAXI REVOLVING FUND

480 VIRGIN ISLANDS TAXICAB COMMISSION

TOTAL VIRGIN ISLANDS TAXICAB COMMISSION	856,391
TOTAL TAXI REVOLVING FUND	856,391

**BILL NO. 31-
THIRTY-FIRST LEGISLATURE OF THE VIRGIN ISLANDS
OF THE UNITED STATES
REGULAR SESSION
2016**

TO APPROPRIATE THE SUM OF \$22,850,000 FROM THE GENERAL FUND TO THE VIRGIN ISLANDS WASTE MANAGEMENT AUTHORITY FOR THE FISCAL YEAR ENDING SEPTEMBER 30, 2017.

PROPOSED BY: THE GOVERNOR

BE IT ENACTED BY THE LEGISLATURE OF THE VIRGIN ISLANDS:

SECTION1. THERE IS HEREBY APPROPRIATED FROM THE GENERAL FUND TO THE VIRGIN ISLANDS WASTE MANAGEMENT AUTHORITY, FOR THE FISCAL YEAR ENDING SEPTEMBER 30, 2017, THE SUM OF \$22,850,000 FOR OPERATING EXPENSES AND ANY OTHER RELATED COSTS.

ENABLING LEGISLATION

BILL NO. 31- _____
THIRTY-FIRST LEGISLATURE OF THE VIRGIN ISLANDS
OF THE UNITED STATES OF AMERICA
REGULAR SESSION
2016

An Act repealing Title 33, Virgin Islands Code, Chapter 111, Section 3002a and Title 30, Virgin Islands Code, Chapter 5, Section 105(12) in their entirety.

PROPOSED BY THE GOVERNOR

Now, Therefore, Be It Enacted By The Legislature Of The Virgin Islands:

SECTION 1. Title 33, Chapter 111, Section 3002a is repealed in its entirety.

SECTION 2. Title 30 of Virgin Islands Code, Chapter 5, Section 105(12) is repealed in its entirety.

BILL SUMMARY

This bill repeals the District Street Light Fund, and repeals the Virgin Islands Water and Power Authority's prohibition on its ability to charge reconnection, administrative or service fees relative to customer disconnections of electrical power.

BILL NO. 31- _____
THIRTY-FIRST LEGISLATURE OF THE VIRGIN ISLANDS
OF THE UNITED STATES OF AMERICA
REGULAR SESSION
2016

An Act to repeal Act No. 7261, Section 13 to repeal the Internal Revenue Matching Fund contribution to GERS.

PROPOSED BY THE GOVERNOR

Be It Enacted By The Legislature Of The Virgin Islands:

SECTION 1. Act No. 7261, Section 13 is repealed in its entirety.

BILL SUMMARY

This will repeal Act No. 7261, Section 13, to discontinue the \$7 Million annually going to GERS from the Internal Revenue Matching Fund. This is due to Act No. 7864 directing the proceeds in excess of \$500,000 be transferred from the Lonesome Dove Special Revolving Fund to GERS.

BILL NO. 31- _____
THIRTY-FIRST LEGISLATURE OF THE VIRGIN ISLANDS
OF THE UNITED STATES OF AMERICA
REGULAR SESSION
2016

An Act amending Act No. 6333 Section 29(a) and (b) relating to the Emergency Services Surcharge.

PROPOSED BY THE GOVERNOR

Be It Enacted By The Legislature Of The Virgin Islands:

SECTION 1. Act No. 6333, Section 29(a) is amended by striking “one (\$1) dollar” and inserting “two (\$2) dollars”.

SECTION 2. Act No. 6333, Section 29(b) is amended by striking “one (\$1) dollar” and inserting “two (\$2) dollars”.

SECTION 3. This increase in the Emergency Services Surcharge shall take effect January 1, 2017.

BILL SUMMARY

The bill amends Act 6333, Sections 29(a) and (b), relating to the Emergency Services Surcharge by increasing the Emergency Services Surcharge from \$1.00 to \$2.00 with an effective date of January 1, 2017.

BILL NO. 31- _____
THIRTY-FIRST LEGISLATURE OF THE VIRGIN ISLANDS
OF THE UNITED STATES OF AMERICA
REGULAR SESSION
2016

An Act amending Act No. 7360, Section 5 which returns to the Transportation Trust Fund revenue realized through the collection of fuel taxes, pursuant to 3 V.I.C. § 91(a), and establishing an energy/usage surcharge to be used to maintain street lighting in the Territory.

PROPOSED BY THE GOVERNOR

WHEREAS, Act No. 7360 increased the fuel tax and appropriated said revenue to the Virgin Islands Water and Power Authority Generating and Infrastructure Fund to aid in alleviating the Territory's energy crisis; and

WHEREAS, the Territory is currently in need of additional revenue resources to be deposited into the General Fund for general operating expenses; and

WHEREAS, the Transportation Trust Fund, which makes an annual contribution to the General Fund, can increase its contribution to the General Fund if it receives an additional revenue stream from the collection of fuel taxes; Now, Therefore,

Now, Therefore, Be It Enacted By The Legislature Of The Virgin Islands:

SECTION 1. Title 33 Virgin Islands Code, Chapter 111, Subsection 3003a, is amended by inserting a new item (b) (4), to read as follows:

(4) all fuel taxes collected in the Virgin Islands under the provision of Title 33 Virgin Islands Code, Subtitle 1, Part I, Chapter 5, Section 91, Subsection (a).

SECTION 2. Notwithstanding any other law to the contrary, there is hereby created an energy/usage surcharge that will be used to maintain the street lighting in the Virgin Islands. This surcharge is based on Commercial and Large Power customers assessed a flat base charge of five (\$5) dollars. Provided, however, that all rate classes (residential, commercial & large power) are assessed an energy/usage surcharge based on the following usage levels:

Energy Charge per kWh - All Classes [2]	
0-500 kwh	\$0.003800
501-1000	\$0.005700
1001-1500	\$0.007600
1501-2000	\$0.007600
2001-3000	\$0.007600
3000 + (Ceiling)	\$0.007600

SECTION 3. That all monies collected from the surcharge established in Section 2 shall be deposited into the Virgin Islands Water and Power Generating and Infrastructure Fund.

BILL SUMMARY

This bill amends Act No. 7360, Section 5, and returns to the Transportation Trust Fund revenue realized through the collection of fuel taxes, pursuant to 33 VIC § 91(a). It also creates an energy/usage surcharge that will be used to maintain street lighting in the Territory. The monies realized from the surcharge will be deposited into the Virgin Islands Water and Power Authority Generating and Infrastructure Fund.

BILL NO. 31- _____
THIRTY-FIRST LEGISLATURE OF THE VIRGIN ISLANDS
OF THE UNITED STATES OF AMERICA
REGULAR SESSION
2016

An Act amending Title 32 Virgin Islands Code, chapter 21, article II, relating to the membership of the Virgin Islands Casino Commission.

PROPOSED BY THE GOVERNOR

Be It Enacted By The Legislature Of The Virgin Islands:

SECTION 1. Title 32 Virgin Islands Code, chapter 21, article II, is amended as follows:

- (a) In section 404, by striking “three” and inserting “five”;
- (b) In section 405, subsection (a), by striking “two” where it first appears and inserting “three”; and
- (c) In section 425, subsection (a), by striking “two” and inserting “three” and in subsection (d) by striking “one” and inserting “two” and by striking “two” and inserting “three”.

BILL SUMMARY

This bill amends the statutory provisions relative to the membership make-up of the Virgin Islands Casino Commission by increasing the membership to five (5) Commissioners.

BILL NO. 31- _____

**THIRTY-FIRST LEGISLATURE OF THE VIRGIN ISLANDS
OF THE UNITED STATES OF AMERICA**

REGULAR SESSION

2016

An Act providing for the housing for the Governors of the Virgin Islands of the United States in St. Thomas, U.S. Virgin Islands, and for the rehabilitation, renovation and opening of the current structures at the Catherineberg Property on Denmark Hill which were used as a residence for the Governors of the Virgin Islands of the United States to be used to house historical artifacts and art.

PROPOSED BY THE GOVERNOR

WHEREAS, the Revised Organic Act of 1954, as amended, states that the Governor shall maintain his official residence in Government House on St. Thomas, Virgin Islands;

WHEREAS, the third floor of Government House has historically been used as the official residence of the Governor of the Virgin Islands of the United States;

WHEREAS, in 1995, the 5th elected Governor of the Virgin Islands of the United States, Governor Roy L. Schneider, converted the third floor of Government House into additional office space for the Office of the Governor and for the most part the third floor has been used as office space since that period in time;

WHEREAS, the Government of the Virgin Islands of the United States acquired “Denmark Hill” Remainder of Estate Catherineberg, No. 8 Great Northside Quarter, St. Thomas, U.S.V.I., consisting of 6.23 acres, more or less, as shown on PWD Map No. D9-3470-T86 (herein referred to as “Catherineberg”) as part of the transaction that purchased the West Indian

Company Limited from Denmark and placed this property under the ownership of the West Indian Company;

WHEREAS, the West Indian Company-owned Catherineberg property contains structures that were used as the residence of the former Directors of the West Indian Company prior to the acquisition of the property by the Government of the Virgin Islands of the United States in 1993;

WHEREAS, the West Indian Company has leased this property to the Government of the Virgin Islands of the United States for a nominal fee of \$1.00 per year since the acquisition for the purpose of housing the Governor of the Virgin Islands of the United States;

WHEREAS, the West Indian Company is exempt from the payment of property taxes, but in lieu thereof is assessed a Payment In Lieu of Property Taxes (“PILOT”) in the amount of \$700,000.00;

WHEREAS, the West Indian Company is several years behind in the payment of the PILOT and will owe the Government of the Virgin Islands of the United States \$6.6 million dollars as of September 30, 2016;

WHEREAS, the 7th elected Governor of the Virgin Islands of the United States, John P. de Jongh, Jr., resided at his personal residence during the entire time of his tenure as Governor leaving Catherineberg unoccupied as a living quarters and as a result of lack of use, some build-up of mold in the residence renders it uninhabitable and unusable at this time;

WHEREAS, on January 5, 2015, Governor Kenneth E. Mapp was sworn in as the 8th elected Governor of the Virgin Islands of the United States;

WHEREAS, 8th elected Governor of the Virgin Islands of the United States has had to reside in rented property and hotel rooms while staying in the Capital, which is inconsistent with the mandate under the Revised Organic Act of the Virgin Islands of 1954, as amended;

WHEREAS, the 31st Legislature of the Virgin Islands passed Bill No. 31-0295 to provide for housing for the Governors of the Virgin Islands of the United States;

WHEREAS, Bill No. 31-0295, now Act No. 7834 became law without the Governor's signature;

WHEREAS, Act No. 7834 authorized, in pertinent part, the Government of the Virgin Islands of the United States, acting through the West Indian Company, to negotiate with the owner of Parcels Nos. 21, 22, 23, and 24 Dronningen's Gade, St. Thomas, U.S. Virgin Islands to acquire such property for no more than the average appraised value of three recent independent appraisals;

WHEREAS, the Government of the Virgin Islands of the United States and the West Indian Company have viewed the property and determined that the acquisition of the property is not financially in the best interest of the Territory;

WHEREAS, the 8th elected Governor of the Virgin Islands must still reside in hotel rooms while in the Capital, which continues to be inconsistent with the mandates of the Revised Organic Act of 1954, as amended and which limits the Governor's presence in the Capital, and

WHEREAS, a resolution of suitable housing for the Governors of the Virgin Islands of the United States can be attained by constructing a new Governor's Residence on Denmark Hill on the 6.23 U.S. acres now owned by the West Indian Company with using the funds due and owing to the Government of the Virgin Islands by the West Indian Company; and

WHEREAS, there is a need to renovate the Catherineberg property to be used for historical purposes, and the housing of Virgin Islands' art and artifacts;

Now, Therefore, Be It Enacted By The Legislature Of The Virgin Islands:

SECTION 1. Sections (a), (b), (c), and (d) of Act No. 7834 are repealed in their entirety and the following language is inserted in its place:

“(a) To resolve the ongoing effort to find suitable housing for the Governors of the Virgin Islands of the United States, the Government of the Virgin Islands of the United States, acting through the West Indian Company, shall cause to be constructed a suitable official residence to house the Governors of the Virgin Islands of the United States at Denmark Hill Remainder, No. 8 Great Northside Quarter, St. Thomas U.S.V.I., consisting of 6.23 acres, more or less, as shown on PWD Map No. D9-3470-T86.

(b) The West Indian Company shall cause to be rehabilitated, renovated and open as a structure to house historical artifacts and art of the Government of the Virgin Islands of the United States the current structures on the Catherineberg property which previously served as the residence for the Governors of the Virgin Islands of the United States.

(c) The West Indian Company shall pay the cost of the construction of the official residence for Governors of the Virgin Islands of the United States and for the rehabilitation and renovation of the current structures on the Catherineberg property which previously served as the residence for Governors of the Virgin Islands of the United States, and such costs shall be deducted from the monies due and owing to the Government of the Virgin Islands of the United States by the West Indian Company through the “PILOT” due and owing as of September 30, 2016.

SECTION 2. Sections 2 and 3 of Act No. 7834 are repealed in its entirety.

BILL SUMMARY

The bill resolves the housing issues for Governors of the Virgin Islands of the United States who shall reside in the Capital by authorizing the Government of the Virgin Islands of the United States, through the West Indian Company, to construct a new residence for Governors of the Virgin Islands on Denmark Hill and to rehabilitate, renovate and open as a structure to house historical artifacts and art of the Government of the Virgin Islands of the United States the current structures on the Catherineberg property which were previously used as housing for the Governors of the Virgin Islands of the United States. The bill further provides that the West Indian Company shall pay for the cost of the construction and rehabilitation and renovation of the properties on Denmark Hill and that such costs shall be deducted from the sums due and owing to the Government of the Virgin Islands of the United States by the West Indian Company through the PILOT due and owing as of September 30, 2016.


BUDGET COMPONENTS



GENERAL GOVERNMENT

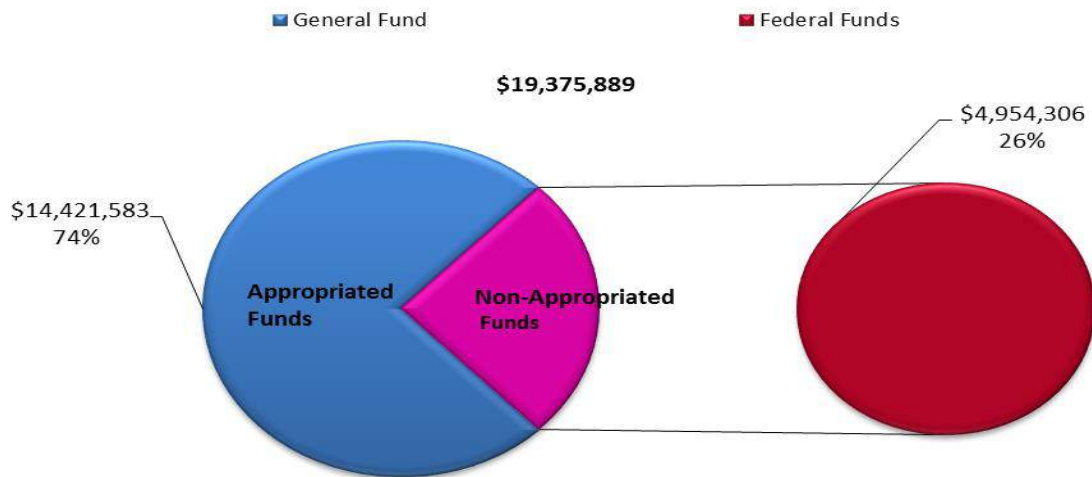


Department of Justice
Office of the Governor
Office of Management and Budget
Division of Personnel
Virgin Islands Emergency Management Agency
Bureau of Information Technology
Office of the Adjutant General
Office of Veterans Affairs
Office of the Lieutenant Governor
Virgin Islands Election System
Bureau of Internal Revenue
Virgin Islands Inspector General
Bureau of Motor Vehicles
Department of Labor
Department of Licensing and Consumer Affairs
Department Finance
Department of Property and Procurement
Department of Agriculture



DEPARTMENT OF JUSTICE

- Office of the Attorney General
- Deputy Attorney General
- Inspectional Services
- Budget and Accounting
- Personnel Training and Planning
- Civil Rights Commission
- Medical Examiner
- Crime Lab
- General Litigation Services
- White Collar Crime
- Paternity and Child Support
- Solicitor General
- Forensic Unit
- Gaming Enforcement



Department of Justice

Activity11000 Office of the Attorney General

Functional Statement

The Office of the Attorney General oversees the prosecution of all criminal cases in the Territory, represents the Government of the U. S. Virgin Islands in all civil litigation, manages the Division of Paternity and Child Support ,and provides advice and opinions to all commissioners, agencies, and instrumentalities.

It is the intent of the Attorney General’s Office to maintain a consistent momentum in the prosecution of individuals who commit crimes as part of the process of vigilant law enforcement. It is also an initiative to enhance the collections of money to increase the Territory’s revenues and stimulate the economy. This will be done by the Tax Collection Task Force and through other collection efforts.

		ACTUAL		BUDGETED	ECOMMENDATION
		2014	2015	2016	2017
11000	ATTORNEY GENERAL OFFICE				
	APPROPRIATED FUNDS				
	GENERAL FUND				
	PERSONNEL SERVICES	851,441	820,983	835,001	732,998
	FRINGE BENEFITS	254,203	241,946	290,637	289,077
	OTHER SERVICES	1,021	-	-	-
	TOTAL - GENERAL FUND	1,106,665	1,062,929	1,125,638	1,022,075
	TOTAL APPROPRIATED FUNDS	1,106,665	1,062,929	1,125,638	1,022,075
TOTAL - 11000	ATTORNEY GENERAL OFFICE	1,106,665	1,062,929	1,125,638	1,022,075
	FTE REQUIRED			12.00	

Activity11010 Deputy Attorney General

Functional Statement

The Chief Deputy Attorney General is the Chief Operations Officer and is responsible for the day-to-day operations of the Department and the daily supervision of all divisions within the Department of Justice, except the Office of the Attorney General. The Chief Deputy Attorney General implements the policies of the Attorney General and assists in the formulation of those policies.

		ACTUAL		BUDGETED	RECOMMENDATION
		2014	2015	2016	2017
11010	DEPUTY ATTORNEY GENERAL				
	APPROPRIATED FUNDS				
	GENERAL FUND				
	PERSONNEL SERVICES	310,502	221,764	242,360	509,360
	FRINGE BENEFITS	73,092	66,775	69,417	180,497
	TOTAL - GENERAL FUND	383,594	288,539	311,777	689,857
	TOTAL APPROPRIATED FUNDS	383,594	288,539	311,777	689,857
TOTAL - 11010	DEPUTY ATTORNEY GENERAL	383,594	288,539	311,777	689,857
	FTE REQUIRED			6.00	

Activity 11020 Inspectional Services

Functional Statement

Inspectional Services Unit investigates civil and criminal matters in the areas of tort claims, civil litigation, pre-employment background investigations and misconduct by government employees, internal affairs for the Bureau of Corrections, white-collar crimes, fugitive investigations and extradition of fugitives, prisoner transport, witness protection, undercover operations, and electronic surveillance. It assists Assistant Attorneys General in the presentation of criminal and civil matters before the court. The Division also serves subpoenas for the Attorney General.

		ACTUAL		BUDGETED	RECOMMENDATION
		2014	2015	2016	2017
11020	INSPECTION SERVICES				
	APPROPRIATED FUNDS				
	GENERAL FUND				
	PERSONNEL SERVICES	143,252	137,480	426,000	518,000
	FRINGE BENEFITS	56,289	56,722	188,586	219,833
	OTHER SERVICES	-	212	-	-
	TOTAL - GENERAL FUND	199,541	194,414	614,586	737,833
	TOTAL APPROPRIATED FUNDS	199,541	194,414	614,586	737,833
TOTAL - 11020	INSPECTION SERVICES	199,541	194,414	614,586	737,833
	FTE REQUIRED			9.00	
			INSPECTION SERVICES		

Activity 11100 Budget and Accounting

Functional Statement

The Budget and Accounting Unit of the Department of Justice functions as its administrative arm, and prepares, administers and monitors the Department's annual budget; addresses, reviews and processes payroll and procurement issues, and coordinates training and travel of office personnel.

		ACTUAL		BUDGETED	RECOMMENDATION
		2014	2015	2016	2017
11100	BUDGET AND ACCOUNTING				
	APPROPRIATED FUNDS				
	GENERAL FUND				
	PERSONNEL SERVICES	240,880	252,853	287,698	326,234
	FRINGE BENEFITS	110,055	126,697	145,485	153,091
	SUPPLIES	41,229	33,386	15,000	20,000
	OTHER SERVICES	1,232,065	1,031,565	936,033	914,765
	UTILITY SERVICES	478,501	344,458	548,724	200,000
	TOTAL - GENERAL FUND	2,102,731	1,788,959	1,932,940	1,614,090
	TOTAL APPROPRIATED FUNDS	2,102,731	1,788,959	1,932,940	1,614,090
TOTAL - 11100	BUDGET AND ACCOUNTING	2,102,731	1,788,959	1,932,940	1,614,090
	FTE REQUIRED			7.00	
			BUDGET AND ACCOUNTING		

Activity 11120 Civil Rights Commission

		ACTUAL		BUDGETED	RECOMMENDATION
		2014	2015	2016	2017
11120	CIVIL RIGHTS COMMISSION				
	APPROPRIATED FUNDS				
	GENERAL FUND				
	PERSONNEL SERVICES	185,695	188,141	203,251	224,000
	FRINGE BENEFITS	77,376	60,544	94,934	90,734
	TOTAL - GENERAL FUND	263,071	248,685	298,185	314,734
	TOTAL APPROPRIATED FUNDS	263,071	248,685	298,185	314,734
TOTAL - 11120	CIVIL RIGHTS COMMISSION	263,071	248,685	298,185	314,734
	FTE REQUIRED			4.00	
			CIVIL RIGHTS COMMISSION		

Activity111200 Medical Examiner

Functional Statement

The Medical Examiner conducts autopsies whenever death occurs outside of a hospital or other healthcare facility or in cases when death occurred under violent and/or suspicious circumstances.

		ACTUAL		BUDGETED	RECOMMENDATION
		2014	2015	2016	2017
11200	MEDICAL EXAMINER				
APPROPRIATED FUNDS					
GENERAL FUND					
	PERSONNEL SERVICES	210,467	198,266	356,101	443,000
	FRINGE BENEFITS	25,781	23,848	99,609	111,998
	SUPPLIES	968	-	-	-
	OTHER SERVICES	2,332	1,259	-	-
	TOTAL - GENERAL FUND	239,548	223,373	455,710	554,998
	TOTAL APPROPRIATED FUNDS	239,548	223,373	455,710	554,998
TOTAL - 11200	MEDICAL EXAMINER	239,548	223,373	455,710	554,998
	FTE REQUIRED			4.00	

Activity 11210 Crime Lab

		ACTUAL		BUDGETED	RECOMMENDATION
		2014	2015	2016	2017
11210	CRIME LAB				
APPROPRIATED FUNDS					
GENERAL FUND					
	PERSONNEL SERVICES	73,650	78,918	83,886	-
	FRINGE BENEFITS	21,526	26,705	29,987	-
	TOTAL - GENERAL FUND	95,175	105,623	113,873	-
	TOTAL APPROPRIATED FUNDS	95,175	105,623	113,873	-
TOTAL - 11210	CRIME LAB	95,175	105,623	113,873	-

Activity11300 Legal Services (Civil and Criminal Divisions)

Functional Statement

The General Litigation Services Unit prosecutes all criminal cases for the Government and reviews all criminal issues. The Civil Division of the General Litigation Services Unit defends and prosecutes all civil actions for the Government.

		ACTUAL		BUDGETED	RECOMMENDATION
		2014	2015	2016	2017
11300	LEGAL SERVICES				
APPROPRIATED FUNDS					
GENERAL FUND					
	PERSONNEL SERVICES	3,840,232	3,524,600	4,143,851	4,975,684
	FRINGE BENEFITS	1,015,350	1,020,413	1,162,284	1,612,999
	OTHER SERVICES	46,088	5,231	-	-
	TOTAL - GENERAL FUND	4,901,671	4,550,244	5,306,135	6,588,683
	TOTAL APPROPRIATED FUNDS	4,901,671	4,550,244	5,306,135	6,588,683
TOTAL - 11300	LEGAL SERVICES	4,901,671	4,550,244	5,306,135	6,588,683
	FTE REQUIRED			50.00	

Activity11310 White Collar Crime

Functional Statement

The White Collar Crime Unit investigates crimes including embezzlement, consumer fraud, insurance fraud and all other types of fraud, money laundering, bribery, misappropriation of public funds, worthless checks and other complex litigation.

		ACTUAL		BUDGETED	RECOMMENDATION
		2014	2015	2016	2017
11310	WHITE COLLAR CRIME				
	APPROPRIATED FUNDS				
	GENERAL FUND				
	PERSONNEL SERVICES	102,549	94,948	99,324	121,824
	FRINGE BENEFITS	36,254	35,281	44,419	45,342
	TOTAL - GENERAL FUND	138,804	130,230	143,743	167,166
	TOTAL APPROPRIATED FUNDS	138,804	130,230	143,743	167,166
TOTAL - 11310	WHITE COLLAR CRIME	138,804	130,230	143,743	167,166
	FTE REQUIRED		WHITE COLLAR CRIME	2.00	

Activity 11320 Paternity and Child Support

Functional Statement

The Paternity and Child Support Unit establishes paternity and child support services, and enforces, collects and disburses child support obligations.

		ACTUAL		BUDGETED	RECOMMENDATION
		2014	2015	2016	2017
11320	PATERNITY CHILD SUPPORT				
	APPROPRIATED FUNDS				
	GENERAL FUND				
	PERSONNEL SERVICES	811,119	702,907	825,805	919,029
	FRINGE BENEFITS	317,390	283,600	409,090	675,389
	SUPPLIES	8,361	24,985	9,615	7,496
	OTHER SERVICES	652,797	206,213	235,236	206,383
	UTILITY SERVICES	51,851	-	15,276	32,300
	TOTAL - GENERAL FUND	1,841,518	1,217,705	1,495,022	1,840,597
	TOTAL APPROPRIATED FUNDS	1,841,518	1,217,705	1,495,022	1,840,597
TOTAL - 11320	PATERNITY CHILD SUPPORT	1,841,518	1,217,705	1,495,022	1,840,597
	FTE REQUIRED		PATERNITY CHILD SUPPORT	53.00	

Activity 11400 Solicitor General

Functional Statement

The Office of the Solicitor General provides legal representation for the Government in all criminal and civil appeals, administrative matters and writs of review; prepares, revises or reviews all documents in which the Government has an interest, including contracts, leases, permits and rules and regulations; provides formal and informal opinions and advice on official Attorney General opinions; enforces ethics and conflicts of interest laws and provides administrative services to the Board of Land Use Appeals; provides legal counsel for all Executive Branch Boards and Commissions, the Parole Board, and the Civil Rights Commission; and revises and establishes contract procedures for all Government contracts, including construction contracts.

		ACTUAL		BUDGETED	RECOMMENDATION
		2014	2015	2016	2017
11400	SOLICITOR GENERAL OFFICE				
	APPROPRIATED FUNDS				
	GENERAL FUND				
	PERSONNEL SERVICES	595,026	401,348	543,742	375,083
	FRINGE BENEFITS	176,804	127,934	193,637	138,939
	TOTAL - GENERAL FUND	771,830	529,281	737,379	514,022
	TOTAL APPROPRIATED FUNDS	771,830	529,281	737,379	514,022
TOTAL - 11400	SOLICITOR GENERAL OFFICE	771,830	529,281	737,379	514,022
	FTE REQUIRED		SOLICITOR GENERAL OFFICE	5.00	

Activity 11500 Institutional

	ACTUAL		BUDGETED 2016	RECOMMENDATION 2017
	2014	2015		
11500 INSTITUTIONAL				
APPROPRIATED FUNDS				
GENERAL FUND				
PERSONNEL SERVICES	38,558	9,874	-	-
FRINGE BENEFITS	5,207	2,003	-	-
TOTAL - GENERAL FUND	43,764	11,877	-	-
TOTAL APPROPRIATED FUNDS	43,764	11,877	-	-
TOTAL - 11500 INSTITUTIONAL	43,764	11,877	-	-
FTE REQUIRED			3.00	

Activity 11520 Forensic Unit

	ACTUAL		BUDGETED 2016	RECOMMENDATION 2017
	2014	2015		
11520 FORENSIC UNIT				
APPROPRIATED FUNDS				
GENERAL FUND				
PERSONNEL SERVICES	12,264	-	-	-
FRINGE BENEFITS	2,572	-	-	-
TOTAL - GENERAL FUND	14,836	-	-	-
TOTAL APPROPRIATED FUNDS	14,836	-	-	-
TOTAL - 11520 FORENSIC UNIT	14,836	-	-	-

Activity 11600 Gaming Enforcement

Functional Statement

The Gaming Enforcement Unit implements the gaming laws of the United States Virgin Islands in conjunction with the Casino Commission. In addition to enforcing the activities of the land-based casinos, the activity center is also responsible for the regulation of internet gaming.

	ACTUAL		BUDGETED 2016	RECOMMENDATION 2017
	2014	2015		
11600 GAMING ENFORCEMENT				
APPROPRIATED FUNDS				
GENERAL FUND				
PERSONNEL SERVICES	267,931	215,588	208,000	273,000
FRINGE BENEFITS	93,680	78,088	74,962	104,528
TOTAL - GENERAL FUND	361,611	293,676	282,962	377,528
TOTAL APPROPRIATED FUNDS	361,611	293,676	282,962	377,528
TOTAL - 11600 GAMING ENFORCEMENT	361,611	293,676	282,962	377,528
FTE REQUIRED			3.00	

Department of Justice

BY ACTIVITY	ACTUAL		BUDGETED 2016	RECOMMENDATION 2017
	2014	2015		
APPROPRIATED FUNDS				
GENERAL FUND				
ATTORNEY GENERAL OFFICE	1,106,665	1,062,929	1,125,638	1,022,075
DEPUTY ATTORNEY GENERAL	383,594	288,539	311,777	689,857
INSPECTION SERVICES	199,541	194,414	614,586	737,833
BUDGET AND ACCOUNTING	2,102,731	1,788,959	1,932,940	1,614,090
CIVIL RIGHTS COMMISSION	263,071	248,685	298,185	314,734
MEDICAL EXAMINER	239,548	223,373	455,710	554,998
CRIME LAB	95,175	105,623	113,873	-
LEGAL SERVICES	4,901,671	4,550,244	5,306,135	6,588,683
WHITE COLLAR CRIME	138,804	130,230	143,743	167,166
PATERNITY CHILD SUPPORT	1,841,518	1,217,705	1,495,022	1,840,597
SOLICITOR GENERAL OFFICE	771,830	529,281	737,379	514,022
INSTITUTIONAL	43,764	11,877	-	-
FORENSIC UNIT	14,836	-	-	-
GAMING ENFORCEMENT	361,611	293,676	282,962	377,528
TOTAL - GENERAL FUND	12,464,358	10,645,537	12,817,951	14,421,583
TOTAL APPROPRIATED FUNDS	12,464,358	10,645,537	12,817,951	14,421,583
TOTAL - DEPT OF JUSTICE	12,464,358	10,645,537	12,817,951	14,421,583

BY BUDGET CATEGORY	ACTUALS		BUDGETED 2016	RECOMMENDATION 2017
	2014	2015		
APPROPRIATED FUNDS				
GENERAL FUND				
PERSONNEL SERVICES	7,683,565	6,847,670	8,255,019	9,418,212
FRINGE BENEFITS	2,265,578	2,150,558	2,803,048	3,622,427
SUPPLIES	50,558	58,371	24,615	27,496
OTHER SERVICES	1,934,304	1,244,480	1,171,269	1,121,148
UTILITY SERVICES	530,352	344,458	564,000	232,300
TOTAL - GENERAL FUND	12,464,358	10,645,537	12,817,951	14,421,583
TOTAL APPROPRIATED FUNDS	12,464,358	10,645,537	12,817,951	14,421,583

Department of Justice

BY FUND TYPE	Personnel Services	Fringe Benefits	Supplies	Other Svcs. Chrgs.	Utilities	Capital Outlays	Miscellaneous	Total
APPROPRIATED FUNDS								
GENERAL FUND								
GENERAL FUND	9,418,212	3,622,427	27,496	1,121,148	232,300	-	-	14,421,583
TOTAL - GENERAL FUND	9,418,212	3,622,427	27,496	1,121,148	232,300	-	-	14,421,583
TOTAL APPROPRIATED FUNDS	9,418,212	3,622,427	27,496	1,121,148	232,300	-	-	14,421,583
TOTAL - DEPT OF JUSTICE	9,418,212	3,622,427	27,496	1,121,148	232,300	-	-	14,421,583

Federal Funds

BY BUDGET CATEGORY	FY2015 Expenditure	FY 2016 Grant Award	FY2016 Appropriation	FY2017 Recommendation
FEDERAL FUNDS				
PERSONNEL SERVICES	1,244,972	1,782,215	-	1,897,748
FRINGE BENEFITS	540,280	795,374	-	804,001
SUPPLIES	36,273	62,362	-	59,600
OTHER SVS. & CHGS.	667,162	1,080,052	-	2,084,252
UTILITIES	25,436	43,510	-	95,000
CAPITAL OUTLAYS	34,990	13,705	-	13,705
TOTAL FEDERAL FUNDS	2,549,113	3,777,218	-	4,954,306

Government of the Virgin Islands
Listing of Federal Grants - 2017

CFDA NO	GOVERNMENT ENTITY Federal Grantor Grant Description Type of Assistance	MATCH RATIO FEDERAL/LOCAL or 100% FEDERAL	FY 2015	FY 2016			FY 2017		LOCAL MATCH AND/OR MOE FUNDS	GRANT PERIOD	FOOT NOTE
			ACTUAL	ESTIMATED		PROJECTED					
			TOTAL EXPENDITURE	PRIOR YEAR(S) GRANT AWARDS BALANCE BROUGHT FORWARD	TOTAL AWARD	TOTAL ESTIMATED EXPENDITURE	GRANT AWARD(S) CARRYFORWARD BALANCE	TOTAL AWARD			
ORG 110 DEPARTMENT OF JUSTICE											
U.S. Department of Justice											
16.742	PAUL COVERDELL FORENSIC SCIENCE GRANT PROGRAM <i>FORMULA</i>	100%	45,477	73,608	63,705	137,313	-	63,705	-	10/01/16 - 09/30/17	
16.750	SUPPORT FOR ADAM WALSH ACT IMPLEMENTATION GRANT PROGRAM <i>PROJECT - ADAM WALSH ACT</i>	100%	212,928	506,783	400,000	506,783 *	400,000	400,000	-	10/01/16 - 09/30/18	A
	Sub-Total		258,405	580,391	463,705	644,096	400,000	463,705	-		
U.S. Department of Health and Human Services											
93.563	CHILD SUPPORT ENFORCEMENT <i>FORMULA</i>	66/34%	2,166,819	-	3,124,629	3,124,629	-	4,301,316	1,784,403	10/01/16 - 09/30/17	
93.597	GRANTS TO STATES FOR ACCESS & VISITATION PROGRAMS <i>PROJECT</i>	100%	30,824	100,000	100,000	200,000	-	100,000	-	10/01/16 - 09/30/18	
	Sub-Total		2,197,643	100,000	3,224,629	3,324,629	-	4,401,316	1,784,403		
U.S. Executive Office of the President											
95.001	HIGH INTENSITY DRUG TRAFFICKING ARE <i>PROJECT - HIDTA</i>	100%	93,065	79,867	88,884	168,751	-	89,285	-	01/01/17- 12/31/18	
	Sub-Total		93,065	79,867	88,884	168,751	-	89,285	-		
	TOTAL ORG 110 DEPARTMENT OF JUSTICE		2,549,113	760,258	3,777,218	4,137,476	400,000	4,954,306	1,784,403		

FY 2017 Listing of Federal Grants

A* - The 2014 and 2013 SMART Support for Adam Walsh grants totaling \$506,783 brought forward will support Personnel \$157,000 and Fringe Benefits \$66,724 in FY 2016.

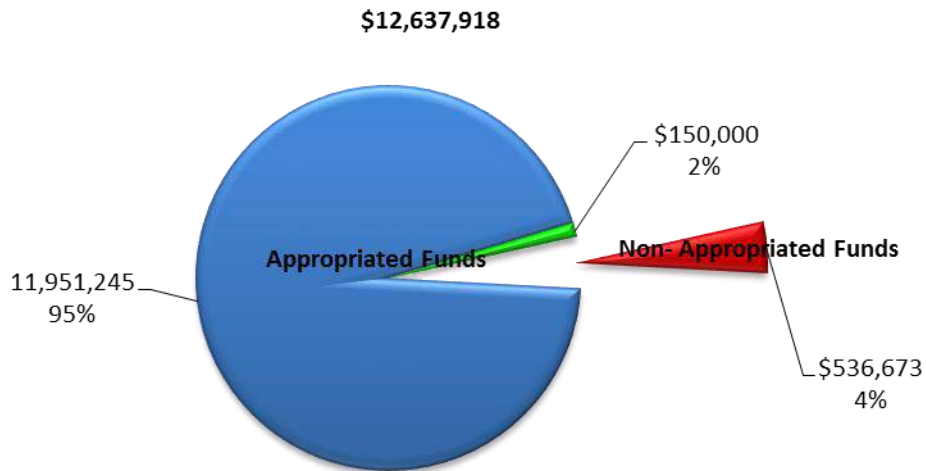


OFFICE OF THE GOVERNOR

Office of the Governor
Bureau of Economic Research
Energy Administration Office



■ General Fund ■ Tourism Advertising Revolving Fund ■ Federal Funds



Office of the Governor

Activity 20000 Office of the Governor

Functional Statement:

The Office of the Governor coordinates with the Legislature and Executive Branch departments and agencies to develop strategies and implement programs to improve the lives of Virgin Islanders.

		ACTUAL		BUDGETED	RECOMMENDATION
		2014	2015	2016	2017
20000	OFFICE OF THE GOVERNOR				
APPROPRIATED FUNDS					
GENERAL FUND					
	PERSONNEL SERVICES	4,024,078	4,217,666	4,733,193	4,856,500
	FRINGE BENEFITS	1,483,800	1,485,966	1,690,229	1,725,046
	SUPPLIES	268,622	295,693	286,500	286,500
	OTHER SERVICES	1,681,337	1,730,501	1,491,500	3,491,500
	UTILITY SERVICES	614,435	508,997	498,200	498,200
	CAPITAL PROJECTS	5,000	127,332	-	555,000
	TOTAL - GENERAL FUND	8,077,271	8,366,155	8,699,622	11,412,746
	TOTAL APPROPRIATED FUNDS	8,077,271	8,366,155	8,699,622	11,412,746
TOTAL - 20000	OFFICE OF THE GOVERNOR	8,077,271	8,366,155	8,699,622	11,412,746
	FTE REQUIRED		OFFICE OF THE GOVERNOR	86.00	

Activity 20030 Bureau of Economic Research

Functional Statement:

The Bureau of Economic Research (BER) provides timely information on the state of the economy of the US Virgin Islands in support of both public and private sector decision making.

		ACTUAL		BUDGETED	RECOMMENDATION
		2014	2015	2016	2017
20030	ECONOMIC RESEARCH				
APPROPRIATED FUNDS					
GENERAL FUND					
	PERSONNEL SERVICES	362,424	313,260	299,000	310,000
	FRINGE BENEFITS	131,359	116,582	116,618	118,739
	SUPPLIES	11,507	11,510	17,775	17,775
	OTHER SERVICES	146,141	32,119	40,185	40,185
	UTILITY SERVICES	16,476	14,251	51,800	51,800
	CAPITAL PROJECTS	-	29,820	-	-
	TOTAL - GENERAL FUND	667,907	517,542	525,378	538,499
TOURISM AD REVOLVING					
	OTHER SERVICES	37,060	30,036	-	150,000
	TOTAL - TOURISM AD REVOLVING	37,060	30,036	-	150,000
	TOTAL APPROPRIATED FUNDS	704,967	547,578	525,378	688,499
TOTAL - 20030	ECONOMIC RESEARCH	704,967	547,578	525,378	688,499
	FTE REQUIRED		ECONOMIC RESEARCH	5.00	

Office of the Governor

BY ACTIVITY	ACTUAL		BUDGETED 2016	RECOMMENDATION 2017
	2014	2015		
APPROPRIATED FUNDS				
GENERAL FUND				
OFFICE OF THE GOVERNOR	8,077,271	8,366,155	8,699,622	11,412,746
ECONOMIC RESEARCH	667,907	517,542	525,378	538,499
ENERGY OFFICE - GOVERNOR	247,234	131	-	-
TOTAL - GENERAL FUND	8,992,413	8,883,828	9,225,000	11,951,245
TOURISM AD REVOLVING				
ECONOMIC RESEARCH	37,060	30,036	-	150,000
TOTAL - TOURISM AD REVOLVING	37,060	30,036	-	150,000
TOTAL APPROPRIATED FUNDS	9,029,473	8,913,863	9,225,000	12,101,245
TOTAL - OFFICE OF THE GOVERNOR	9,029,473	8,913,863	9,225,000	12,101,245

BY BUDGET CATEGORY	ACTUALS		BUDGETED 2016	RECOMMENDATION 2017
	2014	2015		
APPROPRIATED FUNDS				
GENERAL FUND				
PERSONNEL SERVICES	4,445,384	4,530,926	5,032,193	5,166,500
FRINGE BENEFITS	1,656,595	1,602,549	1,806,847	1,843,785
SUPPLIES	297,027	307,334	304,275	304,275
OTHER SERVICES	1,945,628	1,762,620	1,531,685	3,531,685
UTILITY SERVICES	642,779	523,247	550,000	550,000
CAPITAL PROJECTS	5,000	157,152	-	555,000
TOTAL - GENERAL FUND	8,992,413	8,883,828	9,225,000	11,951,245
TOURISM AD REVOLVING				
OTHER SERVICES	37,060	30,036	-	150,000
TOTAL - TOURISM AD REVOLVING	37,060	30,036	-	150,000
TOTAL APPROPRIATED FUNDS	9,029,473	8,913,863	9,225,000	12,101,245

BY FUND TYPE	Personnel	Fringe	Other Svcs.		Utilities	Capital	Miscellaneous	Total
	Services	Benefits	Supplies	Chrgs.		Outlays		
APPROPRIATED FUNDS								
GENERAL FUND								
GENERAL FUND	5,166,500	1,843,785	304,275	3,531,685	550,000	555,000	-	11,951,245
TOURISM AD REVOLVING	-	-	-	150,000	-	-	-	150,000
TOTAL - GENERAL FUND	5,166,500	1,843,785	304,275	3,681,685	550,000	555,000	-	12,101,245
TOTAL APPROPRIATED FUNDS	5,166,500	1,843,785	304,275	3,681,685	550,000	555,000	-	12,101,245
TOTAL - OFFICE OF THE GOVERNOR	5,166,500	1,843,785	304,275	3,681,685	550,000	555,000	-	12,101,245

Federal Funds

BY BUDGET CATEGORY	FY2015	FY 2016	FY2016	FY2017
	Expenditure	Grant Award	Appropriation	Recommendation
FEDERAL FUNDS				
PERSONNEL SERVICES	44,213	50,000	-	-
FRINGE BENEFITS	11,686	14,139	-	-
SUPPLIES	2,278	1,173	-	-
OTHER SVS. & CHGS.	379,811	285,500	-	-
CAPITAL OUTLAYS	28,730	-	-	-
TOTAL FEDERAL FUNDS	466,718	350,812	-	-

Government of the Virgin Islands
Listing of Federal Grants - 2017

CFDA NO	GOVERNMENT ENTITY Federal Grantor Grant Description Type of Assistance	MATCH RATIO FEDERAL/LOCAL or 100% FEDERAL	FY 2015	FY 2016		FY 2017		LOCAL MATCH AND/OR MOE FUNDS	GRANT PERIOD	FOOT NOTE
			ACTUAL	PRIOR YEAR(S) GRANT AWARDS BALANCE BROUGHT FORWARD	ESTIMATED	TOTAL ESTIMATED EXPENDITURE	GRANT AWARD(S) CARRYFORWARD BALANCE			
ORG 200 OFFICE OF THE GOVERNOR										
U.S. Department of Commerce										
11.307	ECONOMIC ADJUSTMENT ASSISTANCE PROJECT	88/12%	341,737	98,263	286,673	384,936	-	-	-	10/05/15-10/05/17
	Sub-Total		341,737	98,263	286,673	384,936	-	-	-	
U.S. Department of the Interior										
15.875	ECONOMIC, SOCIAL, AND POLITICAL DEVELOPMENT OF THE TERRITORIES TECHNICAL ASSISTANT PROGRAM TAP-VI- 2015-04 FORMULA / PROJECT / DIRECT PAYMENT WITH UNRESTRICTED USE	100%	-	500,000	-	250,000	250,000	-	-	07/22/15-09/30/17
	Sub-Total		-	500,000	-	250,000	250,000	-	-	
U.S. Department of Health and Human Services										
93.110	MATERNAL AND CHILD HEALTH FEDERAL CONSOLIDATED PROGRAMS PROJECT GRANTS	100%	124,981	139,876	-	139,876 *	-	-	-	08/01/15-07/31/16 A
	Sub-Total		124,981	139,876	-	139,876	-	-	-	
	TOTAL ORG 200 OFFICE OF THE GOVERNOR		466,718	738,139	286,673	774,812	250,000	-	-	

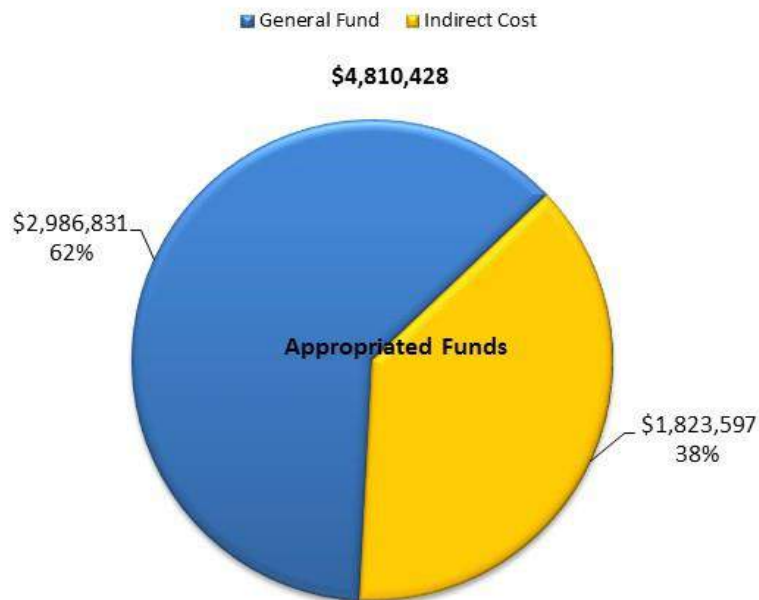
FY 2017 Listing of Federal Grants Footnotes

A* - The grant award balance of \$139,876 will support Personnel of \$50,000 and Fringe Benefits of \$14,139 in FY 2016



OFFICE OF MANAGEMENT AND BUDGET

Budget Administration
Federal Programs
Policy Formulation/Policy Evaluation



Office of Management and Budget

Activity 21100 Budget Administration Unit

Functional Statement

The Budget Administration (BA) Unit ensures the release of annual and multi-year appropriations on a monthly, quarterly, and on an as needed basis; enters federal budget awards and revisions on the Enterprise Resource Planning (ERP) system; reviews and adjusts spending plans; processes Requests for Appropriation Transfers; maintains personnel listings; processes personnel requisitions and per diems; updates fund balances; and prepares projections and analyses.

		ACTUAL		BUDGETED	RECOMMENDATION
		2014	2015	2016	2017
21100	BUDGET ADMINISTRATION				
APPROPRIATED FUNDS					
GENERAL FUND					
	PERSONNEL SERVICES	872,031	843,191	774,930	1,404,834
	FRINGE BENEFITS	334,320	339,355	324,982	547,565
	SUPPLIES	25,067	12,720	17,500	24,500
	OTHER SERVICES	130,237	98,722	161,139	155,188
	UTILITY SERVICES	55,138	57,398	57,000	52,000
	CAPITAL PROJECTS	-	8,755	35,000	-
	TOTAL - GENERAL FUND	1,416,794	1,360,141	1,370,551	2,184,087
	TOTAL APPROPRIATED FUNDS	1,416,794	1,360,141	1,370,551	2,184,087
TOTAL - 21100	BUDGET ADMINISTRATION	1,416,794	1,360,141	1,370,551	2,184,087
	FTE REQUIRED			14.20	
			BUDGET ADMINISTRATION		

Activity 21120 Federal Grants Management Unit

Functional Statement

The Federal Grants Management Unit (FGMU) monitors grant recipients' compliance with financial and non-financial objectives of Federal awards; develops and implements the Government-wide Cost Allocation Plan Indirect Cost and related proposals; initiates the Intergovernmental Review Process; monitors funds awarded by the U. S. Department of Interior Office of Insular Affairs; assists departments and agencies with grant administration, training, and application issues; and monitors implementation of the Corrective Action Plan for the annual Single Audit.

		ACTUAL		BUDGETED	RECOMMENDATION
		2014	2015	2016	2017
21200	FEDERAL PROGRAMS				
APPROPRIATED FUNDS					
INDIRECT COST					
	PERSONNEL SERVICES	669,633	626,485	876,215	915,530
	FRINGE BENEFITS	264,752	240,214	366,100	340,067
	SUPPLIES	29,805	28,280	35,000	35,000
	OTHER SERVICES	246,992	283,611	549,335	493,000
	UTILITY SERVICES	41,245	27,202	45,000	30,000
	CAPITAL PROJECTS	445	14,594	-	10,000
	TOTAL - INDIRECT COST	1,252,872	1,220,388	1,871,650	1,823,597
	TOTAL APPROPRIATED FUNDS	1,252,872	1,220,388	1,871,650	1,823,597
TOTAL - 21200	FEDERAL PROGRAMS	1,252,872	1,220,388	1,871,650	1,823,597
	FTE REQUIRED			14.80	
			FEDERAL PROGRAMS		

Activity 21210 Policy Management Unit

Functional Statement

The Policy Management Unit (PMU) formulates and compiles the Governor's Executive Budget; conducts assessments, evaluations, and reporting of all essential Government's Departments and Agencies performance; develops fiscal policies; analyzes and reviews projected revenues; drafts budget related legislation; and analyzes Legislative bills.


	ACTUAL		BUDGETED 2016	RECOMMENDATION 2017
	2014	2015		
21210 POLICY FORMULA PROG EVAL				
APPROPRIATED FUNDS				
GENERAL FUND				
PERSONNEL SERVICES	430,574	452,057	462,228	524,066
FRINGE BENEFITS	168,872	178,828	193,526	204,678
SUPPLIES	259	516	4,815	9,000
OTHER SERVICES	335	67,723	16,787	25,000
CAPITAL PROJECTS	-	-	200,000	40,000
TOTAL - GENERAL FUND	600,040	699,125	877,356	802,744
TOTAL APPROPRIATED FUNDS	600,040	699,125	877,356	802,744
TOTAL - 21210 POLICY FORMULA PROG EVAL	600,040	699,125	877,356	802,744
FTE REQUIRED			8.00	
POLICY FORMULA PROG EVAL				

Office of Management and Budget

BY ACTIVITY	ACTUAL		BUDGETED	RECOMMENDATION
	2014	2015	2016	2017
APPROPRIATED FUNDS				
GENERAL FUND				
BUDGET ADMINISTRATION	1,416,794	1,360,141	1,370,551	2,184,087
POLICY FORMULA PROG EVAL	600,040	699,125	877,356	802,744
TOTAL - GENERAL FUND	2,016,833	2,059,265	2,247,907	2,986,831
INDIRECT COST				
FEDERAL PROGRAMS	1,252,872	1,220,388	1,871,650	1,823,597
TOTAL - INDIRECT COST	1,252,872	1,220,388	1,871,650	1,823,597
TOTAL APPROPRIATED FUNDS	3,269,705	3,279,653	4,119,557	4,810,428
TOTAL - OFFICE OF MANAGEMENT & BUDGET	3,269,705	3,279,653	4,119,557	4,810,428

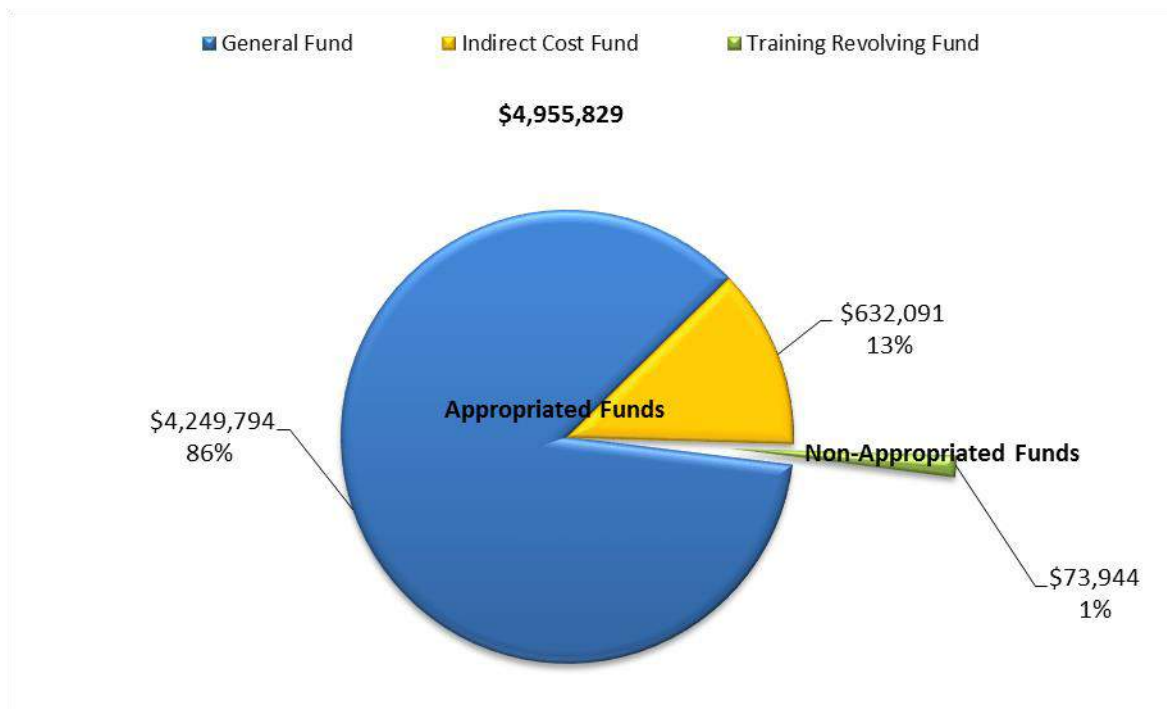
BY BUDGET CATEGORY	ACTUALS		BUDGETED	RECOMMENDATION
	2014	2015	2016	2017
APPROPRIATED FUNDS				
GENERAL FUND				
PERSONNEL SERVICES	1,302,605	1,295,248	1,237,158	1,928,900
FRINGE BENEFITS	503,192	518,184	518,508	752,243
SUPPLIES	25,326	13,236	22,315	33,500
OTHER SERVICES	130,572	166,445	177,926	180,188
UTILITY SERVICES	55,138	57,398	57,000	52,000
CAPITAL PROJECTS	-	8,755	235,000	40,000
TOTAL - GENERAL FUND	2,016,833	2,059,265	2,247,907	2,986,831
INDIRECT COST				
PERSONNEL SERVICES	669,633	626,485	876,215	915,530
FRINGE BENEFITS	264,752	240,214	366,100	340,067
SUPPLIES	29,805	28,280	35,000	35,000
OTHER SERVICES	246,992	283,611	549,335	493,000
UTILITY SERVICES	41,245	27,202	45,000	30,000
CAPITAL PROJECTS	445	14,594	-	10,000
TOTAL - INDIRECT COST	1,252,872	1,220,388	1,871,650	1,823,597
TOTAL APPROPRIATED FUNDS	3,269,705	3,279,653	4,119,557	4,810,428

BY FUND TYPE	Personnel	Fringe	Other Svcs.		Capital			Total
	Services	Benefits	Supplies	Chrgs.	Utilities	Outlays	Miscellaneous	
APPROPRIATED FUNDS								
GENERAL FUND								
GENERAL FUND	1,928,900	752,243	33,500	180,188	52,000	40,000	-	2,986,831
INDIRECT COST	915,530	340,067	35,000	493,000	30,000	10,000	-	1,823,597
TOTAL - GENERAL FUND	2,844,430	1,092,310	68,500	673,188	82,000	50,000	-	4,810,428
TOTAL APPROPRIATED FUNDS	2,844,430	1,092,310	68,500	673,188	82,000	50,000	-	4,810,428
TOTAL - OFFICE OF MANAGEMENT & BUDGET	2,844,430	1,092,310	68,500	673,188	82,000	50,000	-	4,810,428



DIVISION OF PERSONNEL

- Administration
- Recruitment and Classification
- Records Administration
- Training
- Office of Collective Bargaining



Division of Personnel

Activity 22000/22030 Administration

Functional Statement

The Administration Unit, which includes the Human Resource Information Systems, Group Health Insurance and Records Management, ensures that the mandates of the Division of Personnel are carried out, pursuant to the Title 3, Chapter 25, Virgin Islands Code. This Unit strives to provide fair, consistent and timely human resource services to GVI employees and the public. The orchestrated effort of these Units ensures the continued progression of the Division.

		ACTUAL		BUDGETED	RECOMMENDATION
		2014	2015	2016	2017
22000	ADMINISTRATION				
APPROPRIATED FUNDS					
GENERAL FUND					
	PERSONNEL SERVICES	954,230	897,616	1,073,121	1,259,605
	FRINGE BENEFITS	382,992	359,296	432,866	494,652
	SUPPLIES	9,464	15,686	4,000	12,842
	OTHER SERVICES	224,119	328,285	346,000	334,315
	UTILITY SERVICES	156,379	134,398	100,000	98,400
	CAPITAL PROJECTS	-	-	-	16,672
	TOTAL - GENERAL FUND	1,727,184	1,735,281	1,955,987	2,216,486
INDIRECT COST					
	PERSONNEL SERVICES	314,170	267,940	346,069	391,157
	FRINGE BENEFITS	109,597	95,228	131,590	166,922
	SUPPLIES	8,603	-	3,000	3,000
	OTHER SERVICES	32,773	21,634	10,000	10,000
	UTILITY SERVICES	-	15,000	10,000	10,000
	TOTAL - INDIRECT COST	465,143	399,802	500,659	581,079
	TOTAL APPROPRIATED FUNDS	2,192,327	2,135,083	2,456,646	2,797,565
TOTAL - 22000	ADMINISTRATION	2,192,327	2,135,083	2,456,646	2,797,565
	FTE REQUIRED			28.00	
		ACTUAL		BUDGETED	RECOMMENDATION
		2014	2015	2016	2017
22030	RECORDS ADMINISTRATION				
APPROPRIATED FUNDS					
GENERAL FUND					
	PERSONNEL SERVICES	277,039	240,137	306,038	401,986
	FRINGE BENEFITS	133,748	118,345	148,178	187,966
	SUPPLIES	5,888	4,619	2,000	5,000
	OTHER SERVICES	45,417	49,000	47,000	47,000
	UTILITY SERVICES	-	25,000	25,000	30,000
	TOTAL - GENERAL FUND	462,091	437,101	528,216	671,952
	TOTAL APPROPRIATED FUNDS	462,091	437,101	528,216	671,952
TOTAL - 22030	RECORDS ADMINISTRATION	462,091	437,101	528,216	671,952
	FTE REQUIRED			8.00	

Activity 22010 Recruitment and Classification

Functional Statement

The Recruitment and Classification Unit recruits the most qualified candidates for approximately one thousand three hundred (1,300) position classes within government service. This Unit processes applications, conducts interviews and qualification evaluations, administers examinations, and conducts job evaluations to determine proper grade levels. This Unit also determines the proper classification of positions, establishes or deletes position classes, and reallocates positions to the proper classification within the Personnel Merit System.

22010 CLASSIFICATION	ACTUAL		BUDGETED	RECOMMENDATION
	2014	2015	2016	2017
APPROPRIATED FUNDS				
GENERAL FUND				
PERSONNEL SERVICES	282,484	263,572	291,866	368,009
FRINGE BENEFITS	121,741	126,504	132,667	155,991
TOTAL - GENERAL FUND	404,225	390,076	424,533	524,000
INDIRECT COST				
PERSONNEL SERVICES	19,013	28,222	-	35,130
FRINGE BENEFITS	10,456	13,103	-	15,882
TOTAL - INDIRECT COST	29,470	41,325	-	51,012
TOTAL APPROPRIATED FUNDS	433,694	431,401	424,533	575,012
TOTAL - 22010 CLASSIFICATION	433,694	431,401	424,533	575,012
FTE REQUIRED CLASSIFICATION			7.00	

Activity 22040 Training

Functional Statement

The Training and Development Unit provides quality training and development to enhance the knowledge and skills of the Executive Branch workforce. The Unit provides training and development activities in various soft-skills topics such as customer service, interpersonal communication, conflict management, teamwork, and time-management. Further, the Unit orients employees to workplace policies, such as sexual harassment, and job-specific skills, such as management and human resources and training in relevant software programs as required by our clients.

22040 TRAINING	ACTUAL		BUDGETED	RECOMMENDATION
	2014	2015	2016	2017
APPROPRIATED FUNDS				
GENERAL FUND				
PERSONNEL SERVICES	47,855	43,699	47,307	73,700
FRINGE BENEFITS	17,616	15,114	19,143	26,740
SUPPLIES	-	-	-	566
TOTAL - GENERAL FUND	65,472	58,812	66,450	101,006
TOTAL APPROPRIATED FUNDS	65,472	58,812	66,450	101,006
NON APPROPRIATED FUNDS				
TRAINING REVOLVING				
SUPPLIES	14,041.06	24,184.52	-	73,944.00
OTHER SERVICES	52,774.34	56,888.10	-	-
TOTAL - TRAINING REVOLVING	66,815	81,073	62,980	73,944
TOTAL NON APPROPRIATED FUNDS	66,815	81,073	-	73,944
TOTAL - 22040 TRAINING	132,287	139,885	129,430	174,950
FTE REQUIRED TRAINING			1.00	

Office of Collective Bargaining

Functional Statement:

The Office of Collective Bargaining negotiates all collective bargaining agreements on behalf of the Executive Branch; conducts all labor relation proceedings including mediation, arbitration, and other administrative matters before the Public Employees Relations Board; represents the Government in civil cases pertaining to labor matters; assists the Governor in formulating labor policies for collective bargaining; and plan strategies for such bargaining.

	ACTUAL		BUDGETED 2016	RECOMMENDATION 2017
	2014	2015		
22100 OFFICE OF COLLECTIVE BARGAININ				
APPROPRIATED FUNDS				
GENERAL FUND				
PERSONNEL SERVICES	-	-	-	428,783
FRINGE BENEFITS	-	-	-	169,871
SUPPLIES	-	-	-	20,895
OTHER SERVICES	60	-	-	95,301
UTILITY SERVICES	-	-	-	21,500
TOTAL - GENERAL FUND	60	-	-	736,350
UNION ARBITRAION AWARD				
PERSONNEL SERVICES	431,329	401,415	-	-
FRINGE BENEFITS	162,119	159,857	71,465	-
SUPPLIES	31,203	18,451	15,170	-
OTHER SERVICES	42,721	73,302	249,500	-
UTILITY SERVICES	18,478	16,522	20,550	-
CAPITAL PROJECTS	28,733	-	25,000	-
TOTAL - UNION ARBITRAION AWARD	714,582	669,547	381,685	-
TOTAL APPROPRIATED FUNDS	714,642	669,547	381,685	736,350
TOTAL - 22100 OFFICE OF COLLECTIVE BARGAININ	714,642	669,547	381,685	736,350
FTE REQUIRED OFFICE OF COLLECTIVE BARGAININ			7.00	

Division of Personnel

BY ACTIVITY	ACTUAL		BUDGETED	RECOMMENDATION
	2014	2015	2016	2017
APPROPRIATED FUNDS				
GENERAL FUND				
ADMINISTRATION	1,727,184	1,735,281	1,955,987	2,216,486
CLASSIFICATION	404,225	390,076	424,533	524,000
RECORDS ADMINISTRATION	462,091	437,101	528,216	671,952
TRAINING	65,472	58,812	66,450	101,006
OFFICE OF COLLECTIVE BARGAININ	60	-	-	736,350
TOTAL - GENERAL FUND	2,659,032	2,621,270	2,975,186	4,249,794
INDIRECT COST				
ADMINISTRATION	465,143	399,802	500,659	581,079
CLASSIFICATION	29,470	41,325	-	51,012
TOTAL - INDIRECT COST	494,613	441,127	500,659	632,091
UNION ARBITRAION AWARD				
OFFICE OF COLLECTIVE BARGAININ	714,582	669,547	381,685	-
TOTAL - UNION ARBITRAION AWARD	714,582	669,547	381,685	-
TOTAL APPROPRIATED FUNDS	3,868,227	3,731,944	3,857,530	4,881,885
NON APPROPRIATED FUNDS				
TRAINING REVOLVING				
TRAINING	66,815	81,073	62,980	73,944
TOTAL - TRAINING REVOLVING	66,815	81,073	62,980	73,944
TOTAL NON APPROPRIATED FUNDS	66,815	81,073	62,980	73,944
TOTAL - DIVISION OF PERSONNEL	3,935,042	3,813,016	3,920,510	4,955,829

BY BUDGET CATEGORY	ACTUALS		BUDGETED	RECOMMENDATION
	2014	2015	2016	2017
APPROPRIATED FUNDS				
GENERAL FUND				
PERSONNEL SERVICES	1,561,608	1,445,023	1,718,332	2,532,083
FRINGE BENEFITS	656,097	619,258	732,854	1,035,220
SUPPLIES	15,351	20,306	6,000	39,303
OTHER SERVICES	269,596	377,285	393,000	476,616
UTILITY SERVICES	156,379	159,398	125,000	149,900
CAPITAL PROJECTS	-	-	-	16,672
TOTAL - GENERAL FUND	2,659,032	2,621,270	2,975,186	4,249,794
INDIRECT COST				
PERSONNEL SERVICES	333,183	296,162	346,069	426,287
FRINGE BENEFITS	120,053	108,330	131,590	182,804
SUPPLIES	8,603	-	3,000	3,000
OTHER SERVICES	32,773	21,634	10,000	10,000
UTILITY SERVICES	-	15,000	10,000	10,000
TOTAL - INDIRECT COST	494,613	441,127	500,659	632,091
TOTAL - UNION ARBITRAION AWARD	-	-	-	-
UNION ARBITRAION AWARD				
PERSONNEL SERVICES	431,329	401,415	-	-
FRINGE BENEFITS	162,119	159,857	71,465	-
SUPPLIES	31,203	18,451	15,170	-
OTHER SERVICES	42,721	73,302	249,500	-
UTILITY SERVICES	18,478	16,522	20,550	-
CAPITAL PROJECTS	28,733	-	25,000	-
TOTAL - UNION ARBITRAION AWARD	714,582	669,547	381,685	-
TOTAL - INTERNAL REVENUE MATCHING	-	-	-	-
TOTAL APPROPRIATED FUNDS	3,868,227	3,731,944	3,857,530	4,881,885
NON APPROPRIATED FUNDS				

Division of Personnel

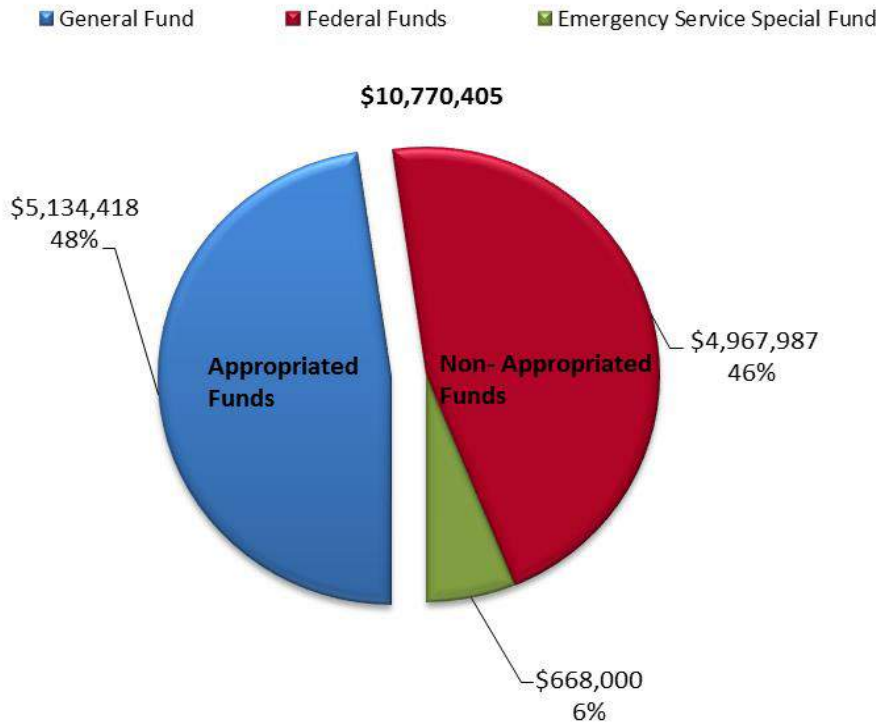
TRAINING REVOLVING				
SUPPLIES	14,041	24,185	21,000	73,944
OTHER SERVICES	52,774	56,888	41,980	-
TOTAL - TRAINING REVOLVING	66,815	81,073	62,980	73,944
TOTAL - TRAINING REVOLVING	66,815	81,073	62,980	73,944
TOTAL NON APPROPRIATED FUNDS	66,815	81,073	62,980	73,944

BY FUND TYPE	Personnel	Fringe	Other Svcs.		Capital	Miscellaneous	Total
	Services	Benefits	Supplies	Chrgs.	Outlays		
APPROPRIATED FUNDS							
GENERAL FUND							
GENERAL FUND	2,532,083	1,035,220	39,303	476,616	149,900	16,672	- 4,249,794
INDIRECT COST	426,287	182,804	3,000	10,000	10,000	-	- 632,091
UNION ARBITRAION AWARD	-	-	-	-	-	-	- -
UNION ARBITRAION AWARD	-	-	-	-	-	-	- -
INTERNAL REVENUE MATCHING	-	-	-	-	-	-	- -
TOTAL - GENERAL FUND	2,958,370	1,218,024	42,303	486,616	159,900	16,672	- 4,881,885
TOTAL APPROPRIATED FUNDS	2,958,370	1,218,024	42,303	486,616	159,900	16,672	- 4,881,885
NON APPROPRIATED FUNDS							
PROPRIETARY							
TRAINING REVOLVING	-	-	73,944	-	-	-	- 73,944
TOTAL - PROPRIETARY	-	-	73,944	-	-	-	- 73,944
TOTAL NON APPROPRIATED FUNDS	-	-	73,944	-	-	-	- 73,944
TOTAL - DIVISION OF PERSONNEL	2,958,370	1,218,024	116,247	486,616	159,900	16,672	- 4,955,829



VIRGIN ISLANDS TERRITORIAL EMERGENCY MANAGEMENT AGENCY

Administrative & Financial Services
Operations
Grants Management
Preparedness
Logistics



Virgin Islands Territorial Emergency Management Agency

Activity 23000 Administration and Finance

Functional Statement

The Administration and Finance Division manages and monitors the human and financial resources of the Agency in order to enhance capabilities of the various Divisions to protect the lives and property of the Territory's citizens and visitors through efforts in preparation, response, mitigation, and recovery from all natural and man-made hazards.

	ACTUAL		BUDGETED	RECOMMENDATION
	2014	2015	2016	2017
23000 ADMINISTRATION & FINANCE				
APPROPRIATED FUNDS				
GENERAL FUND				
PERSONNEL SERVICES	440,088	422,595	1,050,658	593,413
FRINGE BENEFITS	153,537	153,442	202,687	238,055
SUPPLIES	3,274	1,545	8,000	41,428
OTHER SERVICES	99,091	81,167	78,223	101,524
TOTAL - GENERAL FUND	695,991	658,749	1,339,568	974,420
TOTAL APPROPRIATED FUNDS	695,991	658,749	1,339,568	974,420
NON APPROPRIATED FUNDS				
INDIRECT COST				
OTHER SERVICES	6,000.00	-	-	-
TOTAL - INDIRECT COST	6,000	-	-	-
EMERGENCY SERVICES				
SUPPLIES	16,863.50	12,567.73	-	25,000.00
OTHER SERVICES	311,194.30	451,124.68	-	643,000.00
CAPITAL PROJECTS	-	-	-	-
TOTAL - EMERGENCY SERVICES	328,058	463,692	920,623	668,000
TOTAL NON APPROPRIATED FUNDS	334,058	463,692	-	668,000
TOTAL - 23000 ADMINISTRATION & FINANCE	1,030,048	1,122,441	2,260,191	1,642,420
FTE REQUIRED ADMINISTRATION & FINANCE			10.00	

Activity 23010 Operations

Functional Statement

The Operations Division coordinates response and recovery activities while maintaining a manageable span of control of the Territory's available resources. The Division manages operations directed toward reducing the risk to lives and property from all hazards prior to, during, and after any emergency incident in addition to establishing situational control and restoring normal conditions. The Division is also responsible for processing and disseminating intelligence data to all law enforcement entities that assist with surveillance of major crimes. Further, the Division is tasked with operating and maintaining the necessary equipment to communicate to Police, Fire, Emergency Medical Services, Rescue, and all other governmental agencies, local and federal.

	ACTUAL		BUDGETED	RECOMMENDATION
	2014	2015	2016	2017
23010 OPERATIONS				
APPROPRIATED FUNDS				
GENERAL FUND				
PERSONNEL SERVICES	1,462,002	1,320,307	1,354,248	1,600,400
FRINGE BENEFITS	567,067	524,472	753,421	775,697
OTHER SERVICES	4,500	-	-	-
TOTAL - GENERAL FUND	2,033,569	1,844,779	2,107,669	2,376,097
TOTAL APPROPRIATED FUNDS	2,033,569	1,844,779	2,107,669	2,376,097
TOTAL - 23010 OPERATIONS	2,033,569	1,844,779	2,107,669	2,376,097
FTE REQUIRED OPERATIONS			51.00	

Activity 23020 Grants Management

Functional Statement

The Grants Management Unit reviews grant applications and monitors grant awards to ensure that the obligation and expenditure of federal funds are in compliance with the administrative requirements, OMB cost principles, grant terms and conditions, and with the grant agreement in general. This unit also prepares the financial plan (budget), draws direct and indirect costs, files financial and other reports as required, and completes the closeout of all grants.

		ACTUAL		BUDGETED	RECOMMENDATION
		2014	2015	2016	2017
23020	GRANTS MANAGEMENT OFFICE				
APPROPRIATED FUNDS					
GENERAL FUND					
	PERSONNEL SERVICES	296,360	307,375	313,747	260,000
	FRINGE BENEFITS	116,669	128,408	136,164	105,646
	OTHER SERVICES	-	-	-	5,000
	TOTAL - GENERAL FUND	413,029	435,783	449,911	370,646
	TOTAL APPROPRIATED FUNDS	413,029	435,783	449,911	370,646
TOTAL - 23020	GRANTS MANAGEMENT OFFICE	413,029	435,783	449,911	370,646
	FTE REQUIRED			7.00	

Activity 23030 Preparedness

Functional Statement

The Preparedness Division prepares the Territory’s private, public, and non-governmental organizations to protect lives and property from all hazards through planning, training, exercising, and educating. The Preparedness Division provides citizens with the tools to make informed decisions to respond to and recover from any hazard that may threaten their lives and property.

		ACTUAL		BUDGETED	RECOMMENDATION
		2014	2015	2016	2017
23030	PREPAREDNESS				
APPROPRIATED FUNDS					
GENERAL FUND					
	PERSONNEL SERVICES	-	4,116	22,602	95,000
	FRINGE BENEFITS	-	997	10,477	24,095
	SUPPLIES	-	-	-	833
	OTHER SERVICES	-	-	-	17,420
	TOTAL - GENERAL FUND	-	5,113	33,079	137,348
	TOTAL APPROPRIATED FUNDS	-	5,113	33,079	137,348
TOTAL - 23030	PREPAREDNESS	-	5,113	33,079	137,348
	FTE REQUIRED			9.00	

Activity 23040 Logistics

Functional Statement

The Logistics Division provides essential IT/Communication services and the technological tools critical to maintaining public safety in the Territory. Logistics also provides for all of VITEMA’s support needs relative to the inventory of resources, facilities management, transportation, supplies, food, fuel, and maintenance.

		ACTUAL		BUDGETED	RECOMMENDATION
		2014	2015	2016	2017
23040	LOGISTICS				
APPROPRIATED FUNDS					

GENERAL FUND				
PERSONNEL SERVICES	176,080	163,047	174,568	237,593
FRINGE BENEFITS	63,078	68,619	74,980	100,780
SUPPLIES	40,065	23,060	38,628	80,416
OTHER SERVICES	568,174	560,574	615,158	507,118
UTILITY SERVICES	474,956	359,260	300,857	350,000
TOTAL - GENERAL FUND	1,322,353	1,174,559	1,204,191	1,275,907
TOTAL APPROPRIATED FUNDS	1,322,353	1,174,559	1,204,191	1,275,907
TOTAL - 23040	1,322,353	1,174,559	1,204,191	1,275,907
LOGISTICS				
FTE REQUIRED			5.00	

Virgin Islands Territorial Emergency Management Agency

BY ACTIVITY	ACTUAL		BUDGETED 2016	RECOMMENDATION 2017
	2014	2015		
APPROPRIATED FUNDS				
GENERAL FUND				
ADMINISTRATION & FINANCE	695,991	658,749	1,339,568	974,420
OPERATIONS	2,033,569	1,844,779	2,107,669	2,376,097
GRANTS MANAGEMENT OFFICE	413,029	435,783	449,911	370,646
PREPAREDNESS	-	5,113	33,079	137,348
LOGISTICS	1,322,353	1,174,559	1,204,191	1,275,907
TOTAL - GENERAL FUND	4,464,941	4,118,982	5,134,418	5,134,418
TOTAL APPROPRIATED FUNDS	4,464,941	4,118,982	5,134,418	5,134,418
NON APPROPRIATED FUNDS				
INDIRECT COST				
ADMINISTRATION & FINANCE	6,000	-	-	-
TOTAL - INDIRECT COST	6,000	-	-	-
EMERGENCY SERVICES				
ADMINISTRATION & FINANCE	328,058	463,692	920,623	668,000
TOTAL - EMERGENCY SERVICES	328,058	463,692	920,623	668,000
TOTAL NON APPROPRIATED FUNDS	334,058	463,692	920,623	668,000
TOTAL - VITEMA	4,798,999	4,582,674	6,055,041	5,802,418

BY BUDGET CATEGORY	ACTUALS		BUDGETED 2016	RECOMMENDATION 2017
	2014	2015		
APPROPRIATED FUNDS				
GENERAL FUND				
PERSONNEL SERVICES	2,374,530	2,217,438	2,915,823	2,786,406
FRINGE BENEFITS	900,351	875,938	1,177,729	1,244,273
SUPPLIES	43,339	24,606	46,628	122,677
OTHER SERVICES	671,765	641,741	693,381	631,062
UTILITY SERVICES	474,956	359,260	300,857	350,000
TOTAL - GENERAL FUND	4,464,941	4,118,982	5,134,418	5,134,418
TOTAL - SAINT JOHN CAPITAL IMPROVEMENT	-	-	-	-
TOTAL APPROPRIATED FUNDS	4,464,941	4,118,982	5,134,418	5,134,418
NON APPROPRIATED FUNDS				
INDIRECT COST				
OTHER SERVICES	6,000	-	-	-
TOTAL - INDIRECT COST	6,000	-	-	-
Virgin Islands Territorial Emergency Management Agency				
TOTAL - INDIRECT COST	6,000	-	-	-
EMERGENCY SERVICES				

SUPPLIES	16,864	12,568	35,224	25,000
OTHER SERVICES	311,194	451,125	810,399	643,000
CAPITAL PROJECTS	-	-	75,000	-
TOTAL - EMERGENCY SERVICES	328,058	463,692	920,623	668,000
TOTAL - EMERGENCY SERVICES	328,058	463,692	920,623	668,000
TOTAL NON APPROPRIATED FUNDS	334,058	463,692	920,623	668,000

BY FUND TYPE	Personnel Services	Fringe Benefits	Supplies	Other Svcs. Chrgs.	Utilities	Capital Outlays	Miscellaneous	Total
APPROPRIATED FUNDS								
GENERAL FUND								
GENERAL FUND	2,786,406	1,244,273	122,677	631,062	350,000	-	-	5,134,418
SAINT JOHN CAPITAL IMPROVEMENT	-	-	-	-	-	-	-	-
TOTAL - GENERAL FUND	2,786,406	1,244,273	122,677	631,062	350,000	-	-	5,134,418
TOTAL APPROPRIATED FUNDS	2,786,406	1,244,273	122,677	631,062	350,000	-	-	5,134,418
NON APPROPRIATED FUNDS								
GENERAL FUND								
INDIRECT COST	-	-	-	-	-	-	-	-
EMERGENCY SERVICES	-	-	25,000	643,000	-	-	-	668,000
CIVIL DEFENSE PROTECTION	-	-	-	-	-	-	-	-
VI LAW ENFORCEMENT	-	-	-	-	-	-	-	-
PEACE OFFICER TRAINING FUND	-	-	-	-	-	-	-	-
ROAD FUND	-	-	-	-	-	-	-	-
TOTAL - GENERAL FUND	-	-	25,000	643,000	-	-	-	668,000
TOTAL NON APPROPRIATED FUNDS	-	-	25,000	643,000	-	-	-	668,000
TOTAL - VITEMA	2,786,406	1,244,273	147,677	1,274,062	350,000	-	-	5,802,418

Federal Funds

BY BUDGET CATEGORY	FY2015 Expenditure	FY 2016 Grant Award	FY2016 Appropriation	FY2017 Recommendation
FEDERAL FUNDS				
PERSONNEL SERVICES	708,166	795,156	-	902,152
FRINGE BENEFITS	287,348	338,048	-	360,597
SUPPLIES	114,993	76,064	-	76,651
OTHER SVS. & CHGS.	2,033,512	1,063,568	-	3,562,436
CAPITAL OUTLAYS	264,808	309,939	-	66,151
TOTAL FEDERAL FUNDS	3,408,827	2,582,775	-	4,967,987

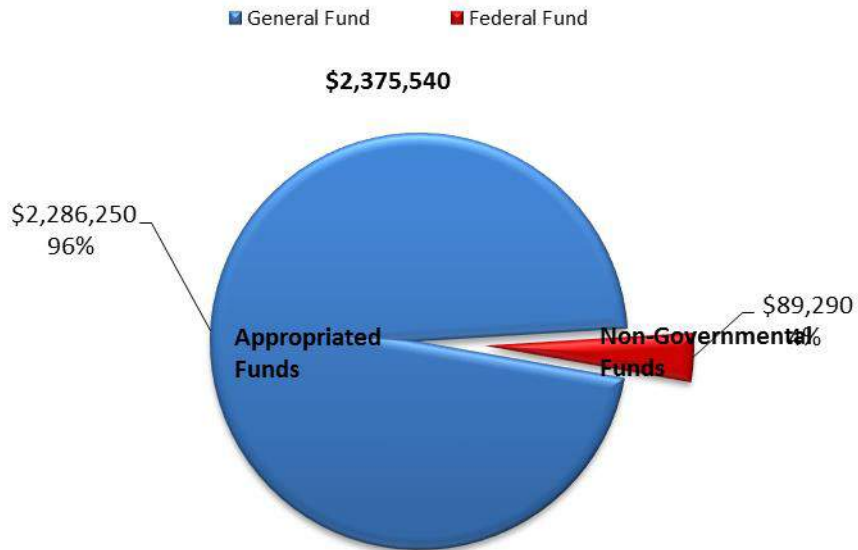
Government of the Virgin Islands
Listing of Federal Grants - 2017

CFDA NO	GOVERNMENT ENTITY Federal Grantor Grant Description Type of Assistance	MATCH RATIO FEDERAL/LOCAL or 100% FEDERAL	FY 2015	FY 2016		FY 2017		LOCAL MATCH AND/OR MOE FUNDS	GRANT PERIOD	FOOT NOTE
			ACTUAL	ESTIMATED		PROJECTED				
			TOTAL EXPENDITURE	PRIOR YEAR(S) GRANT AWARDS BALANCE BROUGHT FORWARD	TOTAL AWARD	TOTAL ESTIMATED EXPENDITURE	GRANT AWARD(S) CARRYFORWARD BALANCE			
ORG 230 VI TERRITORIAL EMERGENCY MANAGEMENT AGENCY										
U.S. Department of Commerce										
11.467	METEOROLOGIC & HYDROLOGIC PROJECT - MHMD	100%	144,068	1,215,529	529,120	338,874	529,120	523,183	-	09/01/17-08/31/19
	Sub-Total		144,068	1,215,529	529,120	338,874	529,120	523,183	-	
U.S. Department of Homeland Security										
97.036	DISASTER GRANTS-PUBLIC ASSISTANCE GRANT PROGRAM PROJECT-PA	100%	1,210,672	7,522,305	-	2,242,958	-	-	-	11/24/10-11/24/18
97.039	DISASTER GRANTS-PUBLIC ASSISTANCE GRANT PROGRAM PROJECT-PA	100%	204,965	-	-	-	-	-	-	05/03/12-03/29/15
97.042	EMERGENCY MANAGEMENT PERFORMANCE GRANTS FORMULA - EMPG	100%	956,089	2,157,781	941,870	1,450,701	941,870	942,773	-	10/01/16-09/30/18
97.047	PRE-DISASTER MITIGATION PROJECT - PDM	75/25%	119,041	2,680,124	257,784	419,831	257,784	2,648,031	882,933	10/01/16-09/30/18
97.067	HOMELAND SECURITY GRANT PROGRAM FORMULA - HSGP	100%	773,992	2,475,263	854,000	1,296,329	854,000	854,000	-	09/01/17-08/31/20
	Sub-Total		3,264,759	14,835,473	2,053,654	5,409,819	2,053,654	4,444,804	882,933	
TOTAL ORG 230 VI TERRITORIAL EMERGENCY MANAGEMENT AGENCY			3,408,827	16,051,002	2,582,774	5,748,693	2,582,774	4,967,987	882,933	



BUREAU OF INFORMATION TECHNOLOGY

Bureau of Information Technology



Bureau Information Technology

Activity 26000 Bureau of Information Technology

Functional Statement

The Bureau of Information Technology develops a comprehensive technology strategy, which includes network management (operations, monitoring, and maintenance); managed services via equipment/hardware installation and software application implementation; customer service/help desk; and information technology project planning, management, auditing, and reporting.

	ACTUAL		BUDGETED 2016	RECOMMENDATION 2017
	2014	2015		
26000 BUREAU OF INFORMATION TECHNOLOGY				
APPROPRIATED FUNDS				
GENERAL FUND				
PERSONNEL SERVICES	925,035	913,234	897,933	957,498
FRINGE BENEFITS	349,792	351,141	380,289	385,105
SUPPLIES	62,720	45,257	34,069	38,000
OTHER SERVICES	941,869	678,811	552,709	669,102
UTILITY SERVICES	184,608	165,466	135,000	181,500
CAPITAL PROJECTS	25,000	-	-	55,000
TOTAL - GENERAL FUND	2,489,024	2,153,909	2,000,000	2,286,205
TOTAL APPROPRIATED FUNDS	2,489,024	2,153,909	2,000,000	2,286,205
TOTAL - 26000 BUREAU OF INFORMATION TECHNOLO	2,489,024	2,153,909	2,000,000	2,286,205
FTE REQUIRED BUREAU OF INFORMATION TECHNOLOGY			18.00	

Bureau of Information Technology

BY ACTIVITY	ACTUAL		BUDGETED 2016	RECOMMENDATION 2017
	2014	2015		
APPROPRIATED FUNDS				
GENERAL FUND				
BUREAU OF INFORMATION TECHNOLO	2,489,024	2,153,909	2,000,000	2,286,205
TOTAL - GENERAL FUND	2,489,024	2,153,909	2,000,000	2,286,205
TOTAL APPROPRIATED FUNDS	2,489,024	2,153,909	2,000,000	2,286,205
TOTAL - BUREAU OF INFORMATION TECHNOLOGY	2,489,024	2,153,909	2,000,000	2,286,205
BUREAU OF INFO. TECH				

BY BUDGET CATEGORY	ACTUALS		BUDGETED 2016	RECOMMENDATION 2017
	2014	2015		
APPROPRIATED FUNDS				
GENERAL FUND				
PERSONNEL SERVICES	925,035	913,234	897,933	957,498
FRINGE BENEFITS	349,792	351,141	380,289	385,105
SUPPLIES	62,720	45,257	34,069	38,000
OTHER SERVICES	941,869	678,811	552,709	669,102
UTILITY SERVICES	184,608	165,466	135,000	181,500
CAPITAL PROJECTS	25,000	-	-	55,000
TOTAL - GENERAL FUND	2,489,024	2,153,909	2,000,000	2,286,205
TOTAL APPROPRIATED FUNDS	2,489,024	2,153,909	2,000,000	2,286,205

Bureau of Information Technology

BY FUND TYPE	Personnel Services	Fringe Benefits	Supplies	Other Svcs. Chrgs.	Utilities	Capital Outlays	Miscellaneous	Total
APPROPRIATED FUNDS								
GENERAL FUND								
GENERAL FUND	957,498	385,105	38,000	669,102	181,500	55,000	-	2,286,205
TOTAL - GENERAL FUND	957,498	385,105	38,000	669,102	181,500	55,000	-	2,286,205
TOTAL APPROPRIATED FUNDS	957,498	385,105	38,000	669,102	181,500	55,000	-	2,286,205
NON APPROPRIATED FUNDS								
TOTAL NON APPROPRIATED FUNDS	-	-	-	-	-	-	-	-
TOTAL - BUREAU OF INFO. TECH	957,498	385,105	38,000	669,102	181,500	55,000	-	2,286,205

Federal Funds

BY BUDGET CATEGORY	FY2015 Expenditure	FY 2016 Grant Award	FY2016 Appropriation	FY2017 Recommendation
FEDERAL FUNDS				
PERSONNEL SERVICES	117,918	92,500	-	65,000
FRINGE BENEFITS	36,965	34,566	-	24,290
SUPPLIES	2,397	-	-	-
OTHER SVS. & CHGS.	30,701	-	-	-
UTILITIES	-	-	-	-
TOTAL FEDERAL FUNDS	187,981	127,066	-	89,290

Government of the Virgin Islands
Listing of Federal Grants - 2017

CFDA NO.	GOVERNMENT ENTITY Federal Grantor Grant Description Type of Assistance	MATCH RATIO FEDERAL/LOCAL or 100% FEDERAL	FY 2015	FY 2016		FY 2017		LOCAL MATCH AND/OR MOE FUNDS	GRANT PERIOD	FOOT NOTE
			ACTUAL	ESTIMATED		PROJECTED				
			TOTAL EXPENDITURE	PRIOR YEAR(S) GRANT AWARDS BALANCE BROUGHT FORWARD	TOTAL AWARD	TOTAL ESTIMATED EXPENDITURE	GRANT AWARD(S) CARRYFORWARD BALANCE			
ORG 260 BUREAU OF INFORMATION TECHNOLOGY										
U.S. Department of Commerce										
11.549	STATE AND LOCAL IMPLEMENTATION GRANT PROGR/ PROJECT - SLIGP	100%	187,981	222,510	-	127,066	* 95,444 *	-	08/01/13-07/31/17	A*
	Sub-Total		187,981	222,510	-	127,066	95,444	-	-	
	TOTAL ORG 260 BUREAU OF INFORMATION TECHNOLOGY		187,981	222,510	-	127,066	95,444	-	-	

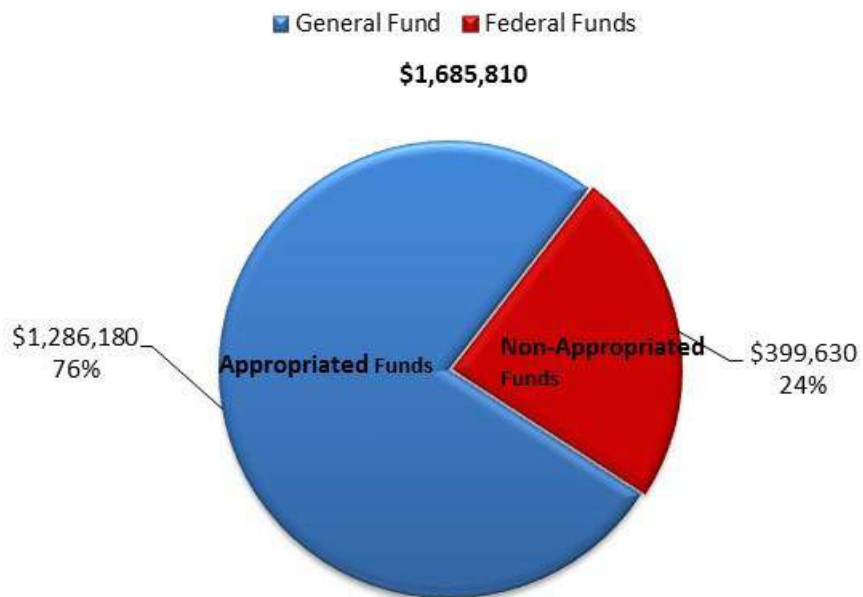
A- The grant award balance of \$222,510 brought forward, and of \$127,066 carryforward, will support Personnel Services and Fringe Benefits costs in FY 2016 and \$89,290 in FY 2017, respectively.



Virgin Islands
Energy Office
www.vienergy.org

VIRGIN ISLANDS ENERGY OFFICE

Energy Office



Virgin Islands Energy Office

Activity 27500 Energy Office

Functional Statement

The Energy Office oversees developing, planning, and implementing of all applicable U.S. Department of Energy (USDOE) grant programs, thereby ensuring efficiency and accountability of all energy conservation/renewable energy programs. The Office is also responsible for the implementation, monitoring, and evaluation of the State Energy Program (SEP).

	ACTUAL		BUDGETED 2016	RECOMMENDATION 2017
	2014	2015		
27500 VI ENERGY OFFICE				
APPROPRIATED FUNDS				
GENERAL FUND				
PERSONNEL SERVICES	713,283	692,168	615,978	652,617
FRINGE BENEFITS	265,545	266,783	247,918	286,057
SUPPLIES	11,735	14,687	11,700	16,172
OTHER SERVICES	284,396	317,874	282,282	287,634
UTILITY SERVICES	33,811	39,336	43,700	43,700
TOTAL - GENERAL FUND	1,308,770	1,330,848	1,201,578	1,286,180
TOTAL APPROPRIATED FUNDS	1,308,770	1,330,848	1,201,578	1,286,180
TOTAL - 27500 VI ENERGY OFFICE	1,308,770	1,330,848	1,201,578	1,286,180
FTE REQUIRED		VI ENERGY OFFICE	14.00	

Virgin Islands Energy Office

BY ACTIVITY	ACTUAL		BUDGETED 2016	RECOMMENDATION 2017
	2014	2015		
APPROPRIATED FUNDS				
GENERAL FUND				
VI ENERGY OFFICE	1,308,770	1,330,848	1,201,578	1,286,180
TOTAL - GENERAL FUND	1,308,770	1,330,848	1,201,578	1,286,180
TOTAL APPROPRIATED FUNDS	1,308,770	1,330,848	1,201,578	1,286,180
TOTAL - VI ENERGY OFFICE	1,308,770	1,330,848	1,201,578	1,286,180

BY BUDGET CATEGORY	ACTUALS		BUDGETED 2016	RECOMMENDATION 2017
	2014	2015		
APPROPRIATED FUNDS				
GENERAL FUND				
PERSONNEL SERVICES	713,283	692,168	615,978	652,617
FRINGE BENEFITS	265,545	266,783	247,918	286,057
SUPPLIES	11,735	14,687	11,700	16,172
OTHER SERVICES	284,396	317,874	282,282	287,634
UTILITY SERVICES	33,811	39,336	43,700	43,700
TOTAL - GENERAL FUND	1,308,770	1,330,848	1,201,578	1,286,180
TOTAL APPROPRIATED FUNDS	1,308,770	1,330,848	1,201,578	1,286,180

VI Energy Office

BY FUND TYPE	Personnel Services	Fringe Benefits	Supplies	Other Svcs. Chrgs.	Utilities	Capital Outlays	Miscellaneous	Total
APPROPRIATED FUNDS								
GENERAL FUND								
GENERAL FUND	652,617	286,057	16,172	287,634	43,700	-	-	1,286,180
TOTAL - GENERAL FUND	652,617	286,057	16,172	287,634	43,700	-	-	1,286,180
TOTAL APPROPRIATED FUNDS	652,617	286,057	16,172	287,634	43,700	-	-	1,286,180
NON APPROPRIATED FUNDS								
TOTAL NON APPROPRIATED FUNDS	-	-	-	-	-	-	-	-
TOTAL - VI ENERGY OFFICE	652,617	286,057	16,172	287,634	43,700	-	-	1,286,180

Federal Funds

BY BUDGET CATEGORY

	FY2015 Expenditure	FY 2016 Grant Award	FY2016 Appropriation	FY2017 Recommendation
FEDERAL FUNDS				
PERSONNEL SERVICES	28,690	75,000	-	92,570
FRINGE BENEFITS	10,265	35,129	-	40,197
SUPPLIES	7,883	29,243	-	29,243
OTHER SVS. & CHGS.	228,186	431,768	-	237,620
UTILITIES	2,792	-	-	-
CAPITAL OUTLAYS	-	-	-	-
TOTAL FEDERAL FUNDS	277,816	571,140	-	399,630

Government of the Virgin Islands
Listing of Federal Grants - 2017

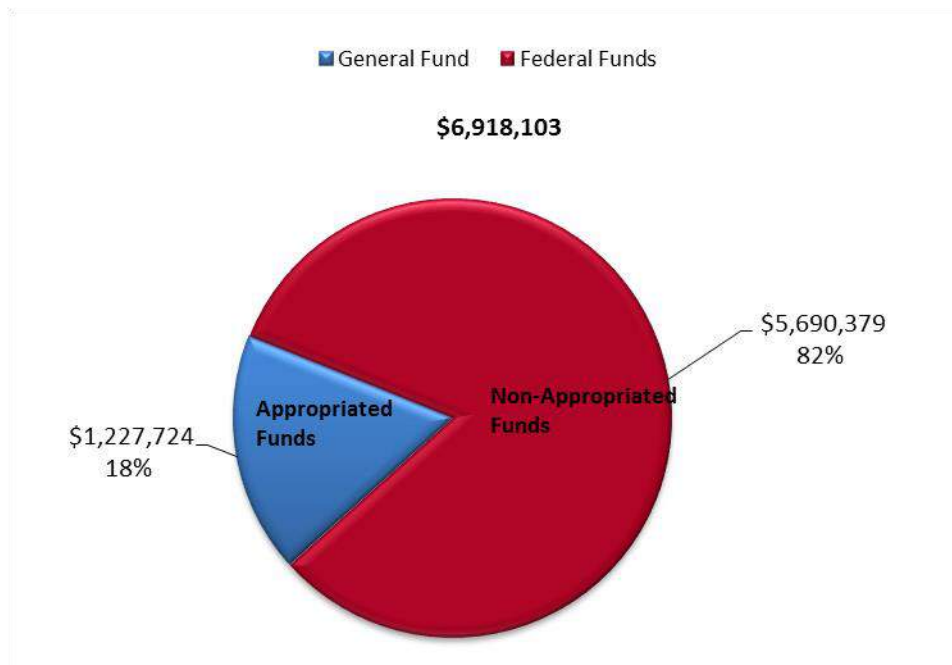
CFDA NO	GOVERNMENT ENTITY Federal Grantor Grant Description Type of Assistance	MATCH RATIO FEDERAL/LOCAL or 100% FEDERAL	FY 2015		FY 2016		FY 2017		LOCAL MATCH AND/OR MOE FUNDS	GRANT PERIOD	FOOT NOTE	
			ACTUAL	PRIOR YEAR(S) GRANT AWARDS	ESTIMATED	TOTAL	GRANT AWARD(S)	TOTAL				
			TOTAL EXPENDITURE	BALANCE BROUGHT FORWARD	TOTAL AWARD	ESTIMATED EXPENDITURE	CARRYFORWARD BALANCE	AWARD				
ORG 270 VIRGIN ISLANDS ENERGY OFFICE												
U.S. Department of Energy												
81.041	STATE ENERGY PROGRAM <i>FORMULA/PROJECT/DISSEMINATION OF TECHNICAL INFORMATION - SEP</i>	80%/20% *	277,816	125,561	214,860	340,421	-	214,860	*	-	10/01/16-09/30/17	A
81.042	WEATHERIZATION ASSISTANCE FOR LOW- INCOME PERSONS <i>FORMULA/PROJECT - WAP</i>	100%	-	-	356,280	356,280	-	184,770	-	-	10/01/16-09/30/17	
	Sub-Total		277,816	125,561	571,140	696,701	-	399,630	-	-		
	TOTAL ORG 270 VIRGIN ISLANDS ENERGY OFFICE		277,816	125,561	571,140	696,701	-	399,630	-	-		

* Local Match covers 20% Personnel and Fringe Benefits



OFFICE OF THE ADJUTANT GENERAL

Administrative Services
Maintenance
Security



Office of the Adjutant General

Activity 28000 Administrative Services

Functional Statement

The Administrative Services unit administers and supervises the administrative activities and operations of the OTAG. The functions of the unit are budgeting, fiscal control, personnel, and administrative management.

	ACTUAL		BUDGETED 2016	RECOMMENDATION 2017
	2014	2015		
28000 ADMINISTRATIVE SERVICES				
APPROPRIATED FUNDS				
GENERAL FUND				
PERSONNEL SERVICES	261,081	253,535	335,691	336,248
FRINGE BENEFITS	89,696	91,188	135,610	124,152
SUPPLIES	19,182	18,992	18,480	21,497
OTHER SERVICES	58,713	72,430	57,874	53,274
UTILITY SERVICES	35,060	25,989	43,652	19,521
CAPITAL PROJECTS	43,490	12,155	-	-
TOTAL - GENERAL FUND	507,222	474,289	591,307	554,692
TOTAL APPROPRIATED FUNDS	507,222	474,289	591,307	554,692
NON APPROPRIATED FUNDS				
CIVIL DEFENSE PROTECTION				
CAPITAL PROJECTS	-	-	-	-
TOTAL - CIVIL DEFENSE PROTECTION	-	-	3,450	-
TOTAL NON APPROPRIATED FUNDS	-	-	0.00	-
TOTAL - 28000 ADMINISTRATIVE SERVICES	507,222	474,289	594,757	554,692
FTE REQUIRED			43.75	

Activity 28010 Maintenance Division

Functional Statement

The Maintenance unit provides operational supplies for building repairs and maintenance, custodial services, ground-keeping, and environmental protection services for Virgin Islands National Guard (VING) facilities.

	ACTUAL		BUDGETED 2016	RECOMMENDATION 2017
	2014	2015		
28010 MAINTENANCE				
APPROPRIATED FUNDS				
GENERAL FUND				
PERSONNEL SERVICES	56,153	54,020	62,703	56,246
FRINGE BENEFITS	32,191	32,513	38,144	33,452
SUPPLIES	25,981	17,820	22,000	21,000
OTHER SERVICES	114,985	126,796	125,447	132,852
UTILITY SERVICES	370,795	370,640	313,119	354,483
CAPITAL PROJECTS	149,550	47,954	75,000	75,000
TOTAL - GENERAL FUND	749,655	649,743	636,413	673,033
TOTAL APPROPRIATED FUNDS	749,655	649,743	636,413	673,033
NON APPROPRIATED FUNDS				
VING FED/STATE AGREEMENT				
PERSONNEL SERVICES	692.94	-	-	-
FRINGE BENEFITS	268.83	-	-	-
OTHER SERVICES	-	-	-	-
TOTAL - VING FED/STATE AGREEMENT	962	-	1,750	-
TOTAL - 28010 MAINTENANCE	750,617	649,743	638,163	673,033
FTE REQUIRED			2.25	

Activity 28020 Security

Functional Statement

The Security unit provides protection for all VING personnel, facilities, and property.

Office of the Adjutant General

BY ACTIVITY	ACTUAL		BUDGETED 2016	RECOMMENDATION 2017
	2014	2015		
APPROPRIATED FUNDS				
GENERAL FUND				
ADMINISTRATIVE SERVICES	507,222	474,289	591,307	554,692
MAINTENANCE	749,655	649,743	636,413	673,033
TOTAL - GENERAL FUND	1,256,877	1,124,032	1,227,720	1,227,725
TOTAL APPROPRIATED FUNDS	1,256,877	1,124,032	1,227,720	1,227,725
NON APPROPRIATED FUNDS				
VING FED/STATE AGREEMENT				
MAINTENANCE	962	-	1,750	-
SECURITY	-	4,411	-	-
VITEMA	-	-	110,000	-
TOTAL - VING FED/STATE AGREEMENT	962	4,411	111,750	-
CIVIL DEFENSE PROTECTION				
ADMINISTRATIVE SERVICES	-	-	3,450	-
VITEMA	-	-	1,483	-
TOTAL - CIVIL DEFENSE PROTECTION	-	-	4,933	-
TOTAL NON APPROPRIATED FUNDS	962	4,411	116,683	-
TOTAL - OFFICE OF THE ADJUTANT GENERAL	1,257,839	1,128,443	1,344,403	1,227,725

BY BUDGET CATEGORY	ACTUALS		BUDGETED 2016	RECOMMENDATION 2017
	2014	2015		
APPROPRIATED FUNDS				
GENERAL FUND				
PERSONNEL SERVICES	317,234	307,555	398,394	392,494
FRINGE BENEFITS	121,887	123,701	173,754	157,604
SUPPLIES	45,164	36,813	40,480	42,497
OTHER SERVICES	173,698	199,227	183,321	186,126
UTILITY SERVICES	405,855	396,629	356,771	374,004
CAPITAL PROJECTS	193,039	60,108	75,000	75,000
TOTAL - GENERAL FUND	1,256,877	1,124,032	1,227,720	1,227,725
TOTAL APPROPRIATED FUNDS	1,256,877	1,124,032	1,227,720	1,227,725
NON APPROPRIATED FUNDS				
VING FED/STATE AGREEMENT				
PERSONNEL SERVICES	693	-	-	-
FRINGE BENEFITS	269	-	-	-
OTHER SERVICES	-	-	111,750	-
CAPITAL PROJECTS	-	4,411	-	-
TOTAL - VING FED/STATE AGREEMENT	962	4,411	111,750	-
TOTAL - VING FED/STATE AGREEMENT	962	4,411	111,750	-
CIVIL DEFENSE PROTECTION				
CAPITAL PROJECTS	-	-	4,933	-
TOTAL - CIVIL DEFENSE PROTECTION	-	-	4,933	-
TOTAL - CIVIL DEFENSE PROTECTION	-	-	4,933	-
TOTAL NON APPROPRIATED FUNDS	962	4,411	116,683	-

Office of the Adjutant General

BY FUND TYPE	Personnel Services	Fringe Benefits	Supplies	Other Svcs. Chrgs.	Utilities	Capital Outlays	Miscellaneous	Total
APPROPRIATED FUNDS								
GENERAL FUND								
GENERAL FUND	392,494	157,604	42,497	186,126	374,004	75,000	-	1,227,725
TOTAL - GENERAL FUND	392,494	157,604	42,497	186,126	374,004	75,000	-	1,227,725
TOTAL APPROPRIATED FUNDS	392,494	157,604	42,497	186,126	374,004	75,000	-	1,227,725
NON APPROPRIATED FUNDS								
TOTAL NON APPROPRIATED FUNDS	-	-	-	-	-	-	-	-
TOTAL - OFFICE OF THE ADJUTANT GENERAL	392,494	157,604	42,497	186,126	374,004	75,000	-	1,227,725

Federal Funds

BY BUDGET CATEGORY	FY2015 Expenditure	FY 2016 Grant Award	FY2016 Appropriation	FY2017 Recommendation
FEDERAL FUNDS				
PERSONNEL SERVICES	1,318,578	1,219,640	-	1,452,007
FRINGE BENEFITS	586,844	547,679	-	661,698
SUPPLIES	112,116	109,321	-	159,321
OTHER SVS. & CHGS.	891,972	966,602	-	1,386,251
UTILITIES	1,390,437	963,006	-	1,461,102
CAPITAL OUTLAYS	358,094	476,383	-	570,000
TOTAL FEDERAL FUNDS	4,658,041	4,282,631	-	5,690,379

Government of the Virgin Islands
Listing of Federal Grants - 2017

CFDA NO	GOVERNMENT ENTITY Federal Grantor Grant Description Type of Assistance	MATCH RATIO FEDERAL/LOCAL or 100% FEDERAL	FY 2015	FY 2016		FY 2017		LOCAL MATCH AND/OR MOE FUNDS	GRANT PERIOD	FOOT NOTE
			ACTUAL	ESTIMATED		PROJECTED				
			TOTAL EXPENDITURE	PRIOR YEAR(S) GRANT AWARDS BALANCE BROUGHT FORWARD	TOTAL ESTIMATED EXPENDITURE	GRANT AWARD(S) CARRYFORWARD BALANCE	TOTAL AWARD			
ORG 280 OFFICE OF THE ADJUTANT GENERAL										
U.S. Department of Defense										
12.401	NATIONAL GUARD MILITARY OPERATIONS AND MAINTENANCE (O&M) PROJECTS <i>PROJECT</i>	74/26%	4,658,040	-	4,282,631	4,282,631	-	5,690,379	529,393	10/01/16-09/30/17
	Sub-Total		4,658,040	-	4,282,631	4,282,631	-	5,690,379	529,393	
	TOTAL ORG 280 OFFICE OF THE ADJUTANT GENERAL		4,658,040	-	4,282,631	4,282,631	-	5,690,379	529,393	

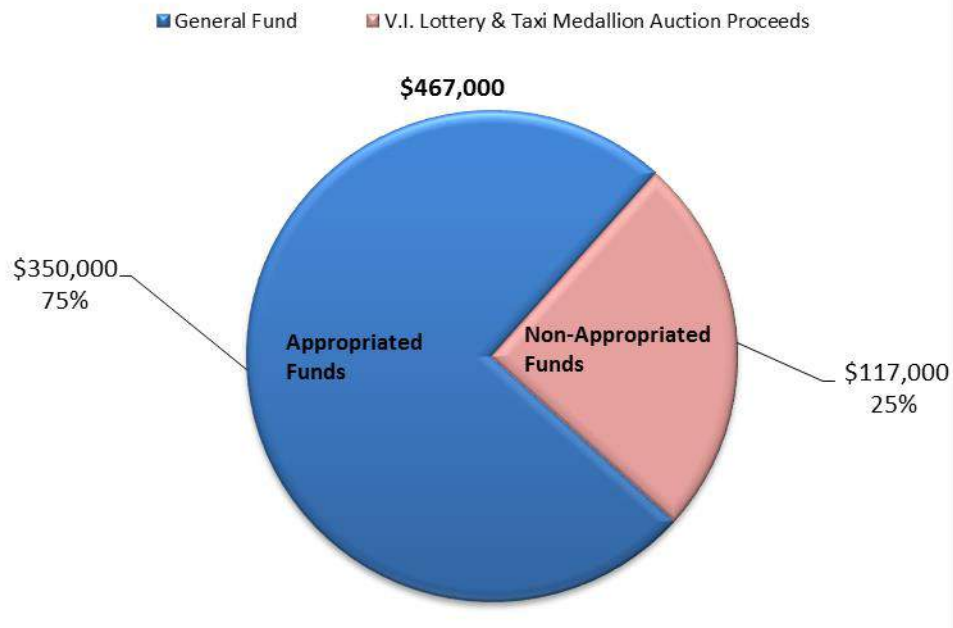
* The Match Ratio Federal/Local of 74/26 represents an average.

SERVING THOSE WHO SERVED



OFFICE OF VETERANS AFFAIRS

Veterans Affairs



Office of Veterans Affairs

Activity 29000 Office of Veterans Affairs

Functional Statement

The Office of Veterans Affairs compiles data concerning veterans; informs USVI veterans of available benefits regarding employment, health, education, homeownership, and burial, and assists with processing and filing related claims. The Office of Veterans Affairs also interacts and coordinates with local and federal agencies regarding matters of interest to veterans. Additionally, the Office recommends legislation to the Governor affecting veterans and their families.

	ACTUAL		BUDGETED 2016	RECOMMENDATION 2017
	2014	2015		
29000 VETERANS AFFAIRS				
APPROPRIATED FUNDS				
GENERAL FUND				
PERSONNEL SERVICES	195,110	193,534	245,742	238,751
FRINGE BENEFITS	81,958	89,595	104,258	111,249
SUPPLIES	14,520	34,005	-	5,000
OTHER SERVICES	174,754	107,683	-	93,500
UTILITY SERVICES	15,969	13,095	-	7,000
CAPITAL PROJECTS	20,320	29,307	-	11,500
TOTAL - GENERAL FUND	502,631	467,219	350,000	467,000
TOTAL APPROPRIATED FUNDS	502,631	467,219	350,000	467,000
TOTAL - 29000 VETERANS AFFAIRS	502,631	467,219	350,000	467,000
FTE REQUIRED		VETERANS AFFAIRS	5.00	

Office of Veterans Affairs

BY ACTIVITY	ACTUAL		BUDGETED 2016	RECOMMENDATION 2017
	2014	2015		
APPROPRIATED FUNDS				
GENERAL FUND				
VETERANS AFFAIRS	502,631	467,219	350,000	467,000
TOTAL - GENERAL FUND	502,631	467,219	350,000	467,000
TOTAL APPROPRIATED FUNDS	502,631	467,219	350,000	467,000
TOTAL - OFFICE OF VETERAN AFFAIRS	502,631	467,219	350,000	467,000

BY BUDGET CATEGORY	ACTUALS		BUDGETED 2016	RECOMMENDATION 2017
	2014	2015		
APPROPRIATED FUNDS				
GENERAL FUND				
PERSONNEL SERVICES	195,110	193,534	245,742	238,751
FRINGE BENEFITS	81,958	89,595	104,258	111,249
SUPPLIES	14,520	34,005	-	5,000
OTHER SERVICES	174,754	107,683	-	93,500
UTILITY SERVICES	15,969	13,095	-	7,000
CAPITAL PROJECTS	20,320	29,307	-	11,500
TOTAL - GENERAL FUND	502,631	467,219	350,000	467,000
TOTAL APPROPRIATED FUNDS	502,631	467,219	350,000	467,000

Office of Veterans Affairs

BY FUND TYPE	Personnel Services	Fringe Benefits	Supplies	Other Svcs. Chrgs.	Utilities	Capital Outlays	Miscellaneous	Total
APPROPRIATED FUNDS								
GENERAL FUND								
GENERAL FUND	238,751	111,249	5,000	93,500	7,000	11,500	-	467,000
TOTAL - GENERAL FUND	238,751	111,249	5,000	93,500	7,000	11,500	-	467,000
TOTAL APPROPRIATED FUNDS	238,751	111,249	5,000	93,500	7,000	11,500	-	467,000
NON APPROPRIATED FUNDS								
TOTAL NON APPROPRIATED FUNDS	-	-	-	-	-	-	-	-
TOTAL - OFFICE OF VETERAN AFFAIRS	238,751	111,249	5,000	93,500	7,000	11,500	-	467,000

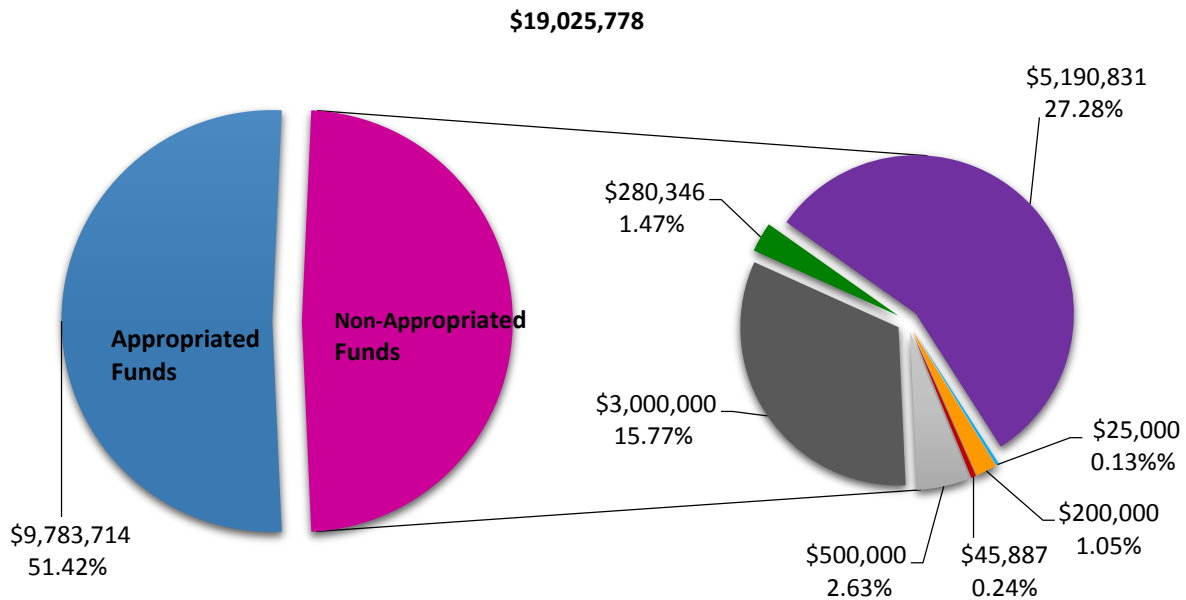


OFFICE OF LIEUTENANT GOVERNOR

Administration
Real Property Tax Division
Recorder of Deeds
Banking and Insurance
Corporation and Trademarks



- General Fund
- Corporation Division Revolving Fund
- GIS Data Access Fund
- Federal Funds
- Commissioner of Insurance Administration Fund
- Financial Services Fund
- Recorder of Deeds Revolving Fund
- Tax Assessor Revol. Fund



Office of the Lieutenant Governor

Activity 30000 Administration

Functional Statement

The Administration Division oversees the daily operations of the Office of the Lieutenant Governor, which is comprised of four (4) other divisions. It facilitates the procurement of goods and services, centralizes the maintenance of all personnel, time and attendance activities and financial records. In addition, this division is responsible for administration and regulation of the passport and notary process.

	ACTUAL		BUDGETED	RECOMMENDATION
	2014	2015	2016	2017
30000 ADMINISTRATION				
APPROPRIATED FUNDS				
GENERAL FUND				
PERSONNEL SERVICES	1,711,628	1,247,489	1,605,779	2,485,524
FRINGE BENEFITS	568,217	491,182	668,736	938,577
SUPPLIES	65,012	82,013	40,000	-
OTHER SERVICES	296,021	300,626	-	2,000,000
UTILITY SERVICES	389,030	57,911	-	-
CAPITAL PROJECTS	34,480	-	-	-
TOTAL - GENERAL FUND	3,064,389	2,179,222	2,314,515	5,424,101
TOTAL APPROPRIATED FUNDS	3,064,389	2,179,222	2,314,515	5,424,101
NON APPROPRIATED FUNDS				
GIS DATA ACCESS FUND				
SUPPLIES	0.00	23,601.67	0.00	5,000.00
OTHER SERVICES	0.00	0.00	0.00	20,000.00
CAPITAL PROJECTS	0.00	0.00	0.00	0.00
TOTAL - GIS DATA ACCESS FUND	-	23,602	48,926	25,000
TOTAL NON APPROPRIATED FUNDS	-	23,602	0.00	25,000
TOTAL - 30000 ADMINISTRATION	3,064,389	2,202,824	2,363,441	5,449,101
FTE REQUIRED ADMINISTRATION			40.00	

Activity 30100 Real Property Tax Assessment

Functional Statement

The Real Property Tax Division assesses all real property in the U.S. Virgin Islands, updates tax maps to levels of acceptance for locating real property, maintains an updated tax assessment roll for federally and locally owned property and dispenses corresponding bills.

	ACTUAL		BUDGETED 2016	RECOMMENDATION 2017
	2014	2015		
30100 REAL PROP TAX DIV				
APPROPRIATED FUNDS				
GENERAL FUND				
PERSONNEL SERVICES	1,393,036	1,294,150	1,636,699	1,662,501
FRINGE BENEFITS	624,727	601,418	743,724	768,849
SUPPLIES	1,641	37,750	-	-
OTHER SERVICES	129,153	77,395	-	-
UTILITY SERVICES	13,728	33,898	-	-
CAPITAL PROJECTS	194,820	-	-	-
MISCELLANEOUS	63,521	114,684	-	-
TOTAL - GENERAL FUND	2,420,627	2,159,295	2,380,423	2,431,350
TOTAL APPROPRIATED FUNDS	2,420,627	2,159,295	2,380,423	2,431,350
NON APPROPRIATED FUNDS				
TAX ASSESSOR'S REVOLVING				
SUPPLIES	71,516	340.00	-	58,500
OTHER SERVICES	599,166	283,814.80	-	367,520
UTILITY SERVICES	71,811	45,443.41	-	43,080
CAPITAL PROJECTS	29,618	0.00	-	30,900
TOTAL - TAX ASSESSOR'S REVOLVI	772,111	329,598	109,368	500,000
TOTAL NON APPROPRIATED FUNDS	772,111	329,598	-	500,000
TOTAL - 30100 REAL PROP TAX DIV	3,192,738	2,488,893	2,489,791	2,931,350
FTE REQUIRED REAL PROP TAX DIV			43.00	

Activity 30120 Real Property Tax Collection

Functional Statement

The Real Property Tax Division collects all real property taxes for the U.S. Virgin Islands; issues property tax clearance letters, enforces Real Property Tax payments, and updates all real property collection records.

	ACTUAL		BUDGETED 2016	RECOMMENDATION 2017
	2014	2015		
30120 PROPERTY TAX COLLECTION				
APPROPRIATED FUNDS				
GENERAL FUND				
PERSONNEL SERVICES	440,167	403,213	557,527	577,074
FRINGE BENEFITS	201,685	194,083	293,978	294,075
SUPPLIES	950	-	-	-
OTHER SERVICES	10,782	-	-	-
UTILITY SERVICES	3,097	-	-	-
TOTAL - GENERAL FUND	656,680	597,297	851,505	871,149
TOTAL APPROPRIATED FUNDS	656,680	597,297	851,505	871,149
TOTAL - 30120 PROPERTY TAX COLLECTION	656,680	597,297	851,505	871,149
FTE REQUIRED PROPERTY TAX COLLECTION			17.00	

Activity 30200 Recorder of Deeds

Functional Statement

The Recorder of Deeds Office is responsible for the recording and filing of federal and local deeds, mortgages, contracts, liens, mortgage releases, and all other legal instruments relating to the transfer of title and encumbrances on all real and personal property. It is also responsible for the sale of all revenue stamps.

	ACTUAL		BUDGETED 2016	RECOMMENDATION 2017
	2014	2015		
30200 RECORDER OF DEEDS				
APPROPRIATED FUNDS				
GENERAL FUND				
PERSONNEL SERVICES	292,770	264,285	307,323	297,323
FRINGE BENEFITS	128,020	122,776	137,321	133,747
SUPPLIES	1,153	-	-	-
OTHER SERVICES	989	-	-	-
TOTAL - GENERAL FUND	422,932	387,061	444,644	431,070
TOTAL APPROPRIATED FUNDS	422,932	387,061	444,644	431,070
NON APPROPRIATED FUNDS				
RECORDER OF DEEDS REVOLVING				
SUPPLIES	28,600	23,735	-	29,148
OTHER SERVICES	100,981	106,807	-	152,852
UTILITY SERVICES	-	179	-	18,000.00
CAPITAL PROJECTS	8,908.96	-	-	-
TOTAL - RECORDER OF DEEDS REV	138,489	130,721	213,750	200,000
TOTAL NON APPROPRIATED FUNDS	138,489	130,721	-	200,000
TOTAL - 30200 RECORDER OF DEEDS	561,421	517,782	658,394	631,070
FTE REQUIRED		RECORDER OF DEEDS 7.00		

Activity 30300 Banking and Insurance

Functional Statement

The Division of Banking and Insurance serves as a regulatory administrative agency for all banking, insurance, securities, and financial services in the Territory.

	ACTUAL		BUDGETED 2016	RECOMMENDATION 2017
	2014	2015		
30300 BANKS AND INSURANCE				
NON APPROPRIATED FUNDS				
FINANCIAL SERVICES FUND				
PERSONNEL SERVICES	370,014	320,684	-	623,455
FRINGE BENEFITS	150,446	136,814	-	225,799
SUPPLIES	232,464	188,995	-	500,100
OTHER SERVICES	2,374,508	1,754,072	-	3,426,478
UTILITY SERVICES	113,685	239,903	-	340,000
CAPITAL PROJECTS	-	12,816	-	75,000
TOTAL - FINANCIAL SERVICES FUND	3,241,117	2,653,283	6,092,729	5,190,832
COMM INSURANCE ADMINISTRATION				
PERSONNEL SERVICES	689,673	1,631,687	-	2,089,390
FRINGE BENEFITS	623,293	662,540	-	870,486
SUPPLIES	691,474	26,808	-	-
OTHER SERVICES	172,503	771,961	-	40,124
UTILITY SERVICES	1,439	18,774	-	-
CAPITAL PROJECTS	-	22,506	-	-
TOTAL - COMM INSURANCE ADMINI	2,178,381	3,134,277	2,880,021	3,000,000
TOTAL NON APPROPRIATED FUNDS	5,419,497	5,787,560	-	8,190,832
TOTAL - 30300 BANKS AND INSURANCE	5,419,497	5,787,560	8,972,750	8,190,832
FTE REQUIRED		BANKS AND INSURANCE	54.00	

Activity 30400 Corporation and Trademarks

Functional Statement

The Corporation and Trademarks Division processes registrations/applications of all business entities, and maintains their status in the Territory. It also processes and maintains the Territory's Uniform Commercial Code (UCC) registry.

	ACTUAL		BUDGETED 2016	RECOMMENDATION 2017
	2014	2015		
30400 CORPORATIONS AND TRADEMARKS				
APPROPRIATED FUNDS				
GENERAL FUND				
PERSONNEL SERVICES	288,958	242,887	459,552	442,552
FRINGE BENEFITS	122,587	101,908	201,721	183,491
SUPPLIES	21,981	11,769	-	-
OTHER SERVICES	1,800	-	-	-
TOTAL - GENERAL FUND	435,326	356,564	661,273	626,043
TOTAL APPROPRIATED FUNDS	435,326	356,564	661,273	626,043
NON APPROPRIATED FUNDS				
CORPORATION DIV REV FUND				
SUPPLIES	30,234.23	30,358.62	-	31,500.00
OTHER SERVICES	129,928.16	80,430.00	-	201,146.00
UTILITY SERVICES	25,000.93	31,368.17	-	32,400.00
CAPITAL PROJECTS	17,471.79	39,788.38	-	15,300.00
TOTAL - CORPORATION DIV REV FU	202,635	181,945	403,447	280,346
TOTAL NON APPROPRIATED FUNDS	202,635	181,945	-	280,346
TOTAL - 30400 CORPORATIONS AND TRADEMARKS	637,961	538,509	1,064,720	906,389
FTE REQUIRED CORPORATIONS AND TRADEMARKS			12.00	

Office of the Lt. Governor

BY ACTIVITY	ACTUAL		BUDGETED 2016	RECOMMENDATION 2017
	2014	2015		
APPROPRIATED FUNDS				
GENERAL FUND				
ADMINISTRATION	3,064,389	2,179,222	2,314,515	5,424,101
REAL PROP TAX DIV	2,420,627	2,159,295	2,380,423	2,431,350
PROPERTY TAX COLLECTION	656,680	597,297	851,505	871,149
RECORDER OF DEEDS	422,932	387,061	444,644	431,070
CORPORATIONS AND TRADEMARKS	435,326	356,564	661,273	626,043
MISC LT GOVERNOR	77,267	7,803	-	-
TOTAL - GENERAL FUND	7,077,222	5,687,241	6,652,360	9,783,713
TOTAL APPROPRIATED FUNDS	7,077,222	5,687,241	6,652,360	9,783,713
NON APPROPRIATED FUNDS				
CORPORATION DIV REV FUND				
CORPORATIONS AND TRADEMARKS	202,635	181,945	403,447	280,346
TOTAL - CORPORATION DIV REV FUND	202,635	181,945	403,447	280,346
TAX ASSESSOR'S REVOLVING				
REAL PROP TAX DIV	772,111	329,598	109,368	500,000
TOTAL - TAX ASSESSOR'S REVOLVING	772,111	329,598	109,368	500,000
FINANCIAL SERVICES FUND				
BANKS AND INSURANCE	3,241,117	2,653,283	6,092,729	5,190,832
TOTAL - FINANCIAL SERVICES FUND	3,241,117	2,653,283	6,092,729	5,190,832
COMM INSURANCE ADMINISTRATION				
BANKS AND INSURANCE	2,178,381	3,134,277	2,880,021	3,000,000
TOTAL - COMM INSURANCE ADMINISTRA	2,178,381	3,134,277	2,880,021	3,000,000
GIS DATA ACCESS FUND				
ADMINISTRATION	-	23,602	48,926	25,000
TOTAL - GIS DATA ACCESS FUND	-	23,602	48,926	25,000
RECORDER OF DEEDS REVOLVING				
RECORDER OF DEEDS	138,489	130,721	213,750	200,000
TOTAL - RECORDER OF DEEDS REVOLVI	138,489	130,721	213,750	200,000
TOTAL NON APPROPRIATED FUNDS	6,532,732	6,453,427	9,748,240	9,196,178
TOTAL - OFFICE OF LT. GOVERNOR	13,609,954	12,140,667	16,400,600	18,979,891

Office of the Lt. Governor

BY BUDGET CATEGORY	ACTUALS		BUDGETED	RECOMMENDATION
	2014	2015	2016	2017
APPROPRIATED FUNDS				
GENERAL FUND				
PERSONNEL SERVICES	4,130,375	3,452,793	4,566,880	5,464,974
FRINGE BENEFITS	1,645,941	1,511,367	2,045,480	2,318,739
SUPPLIES	163,484	138,566	40,000	-
OTHER SERVICES	438,745	378,021	-	2,000,000
UTILITY SERVICES	405,855	91,810	-	-
CAPITAL PROJECTS	229,300	-	-	-
MISCELLANEOUS	63,521	114,684	-	-
TOTAL - GENERAL FUND	7,077,222	5,687,241	6,652,360	9,783,713
TOTAL APPROPRIATED FUNDS	7,077,222	5,687,241	6,652,360	9,783,713
NON APPROPRIATED FUNDS				
CORPORATION DIV REV FUND				
SUPPLIES	30,234	30,359	61,004	31,500
OTHER SERVICES	129,928	80,430	259,553	201,146
UTILITY SERVICES	25,001	31,368	55,228	32,400
CAPITAL PROJECTS	17,472	39,788	27,662	15,300
TOTAL - CORPORATION DIV REV FUND	202,635	181,945	403,447	280,346
TOTAL - CORPORATION DIV REV FUND	202,635	181,945	403,447	280,346
TAX ASSESSOR'S REVOLVING				
SUPPLIES	71,516	340	-	58,500
OTHER SERVICES	599,166	283,815	109,368	367,520
UTILITY SERVICES	71,811	45,443	-	43,080
CAPITAL PROJECTS	29,618	-	-	30,900
TOTAL - TAX ASSESSOR'S REVOLVING	772,111	329,598	109,368	500,000
TOTAL - TAX ASSESSOR'S REVOLVING	772,111	329,598	109,368	500,000
FINANCIAL SERVICES FUND				
PERSONNEL SERVICES	370,014	320,684	1,488,441	623,455
FRINGE BENEFITS	150,446	136,814	608,452	225,799
SUPPLIES	232,464	188,995	339,651	500,100
OTHER SERVICES	2,374,508	1,754,072	3,246,124	3,426,478
UTILITY SERVICES	113,685	239,903	439,236	340,000
CAPITAL PROJECTS	-	12,815	-29,175	75,000
TOTAL - FINANCIAL SERVICES FUND	3,241,117	2,653,283	6,092,729	5,190,832
TOTAL - FINANCIAL SERVICES FUND	3,241,117	2,653,283	6,092,729	5,190,832
COMM INSURANCE ADMINISTRATION				
PERSONNEL SERVICES	689,673	1,631,687	1,477,000	2,089,390
FRINGE BENEFITS	623,293	662,540	656,383	870,486
SUPPLIES	691,474	26,808	51,959	-
OTHER SERVICES	172,503	771,961	587,995	40,124
UTILITY SERVICES	1,439	18,774	79,055	-
CAPITAL PROJECTS	-	22,506	27,628	-
TOTAL - COMM INSURANCE ADMINISTRATION	2,178,381	3,134,277	2,880,021	3,000,000
TOTAL - COMM INSURANCE ADMINISTRATION	2,178,381	3,134,277	2,880,021	3,000,000
GIS DATA ACCESS FUND				
SUPPLIES	-	23,602	6,500	5,000
OTHER SERVICES	-	-	40,426	20,000
CAPITAL PROJECTS	-	-	2,000	-
TOTAL - GIS DATA ACCESS FUND	-	23,602	48,926	25,000
TOTAL - GIS DATA ACCESS FUND	-	23,602	48,926	25,000

Office of Lt. Governor

RECORDER OF DEEDS REVOLVING				
SUPPLIES	28,600	23,735	54,822	29,148
OTHER SERVICES	100,981	106,807	135,268	152,852
UTILITY SERVICES	-	179	18,654	18,000
CAPITAL PROJECTS	8,909	-	5,006	-
TOTAL - RECORDER OF DEEDS REVOLVING	138,489	130,721	213,750	200,000
TOTAL - RECORDER OF DEEDS REVOLV	138,489	130,721	213,750	200,000
TOTAL NON APPROPRIATED FUNDS	6,532,732	6,453,427	9,748,240	9,196,178


BY FUND TYPE	Personnel Services	Fringe Benefits	Supplies	Other Srvcs. Chrgs.	Utilities	Capital Outlays	Miscellaneous	Total
APPROPRIATED FUNDS								
GENERAL FUND								
GENERAL FUND	5,464,974	2,318,739	-	2,000,000	-	-	-	9,783,713
TOTAL - GENERAL FUND	5,464,974	2,318,739	-	2,000,000	-	-	-	9,783,713
TOTAL APPROPRIATED FUNDS	5,464,974	2,318,739	-	2,000,000	-	-	-	9,783,713
NON APPROPRIATED FUNDS								
GENERAL FUND								
CORPORATION DIV REV FUND	-	-	31,500	201,146	32,400	15,300	-	280,346
TAX ASSESSOR'S REVOLVING	-	-	58,500	367,520	43,080	30,900	-	500,000
FINANCIAL SERVICES FUND	623,455	225,799	500,100	3,426,478	340,000	75,000	-	5,190,832
COMM INSURANCE ADMINISTRATION	2,089,390	870,486	-	40,124	-	-	-	3,000,000
RECORDER OF DEEDS REVOLVING	-	-	29,148	152,852	18,000	-	-	200,000
TOTAL - GENERAL FUND	2,712,845	1,096,285	619,248	4,188,120	433,480	121,200	-	9,171,178
SPECIAL REV								
GIS DATA ACCESS FUND	-	-	5,000	20,000	-	-	-	25,000
TOTAL - SPECIAL REV	-	-	5,000	20,000	-	-	-	25,000
TOTAL NON APPROPRIATED FUNDS	2,712,845	1,096,285	624,248	4,208,120	433,480	121,200	-	9,196,178
TOTAL - OFFICE OF LT. GOVERNOR	8,177,819	3,415,024	624,248	6,208,120	433,480	121,200	-	18,979,891

Federal Funds

BY BUDGET CATEGORY	FY2015 Expenditure	FY 2016 Grant Award	FY2016 Appropriation	FY2017 Recommendation
FEDERAL FUNDS				
PERSONNEL SERVICES	-	-	-	-
FRINGE BENEFITS	-	-	-	-
SUPPLIES	-	4,236	-	4,236
OTHER SVS. & CHGS.	17,195	41,651	-	41,651
CAPITAL OUTLAYS	-	-	-	-
TOTAL FEDERAL FUNDS	17,195	45,887	-	45,887

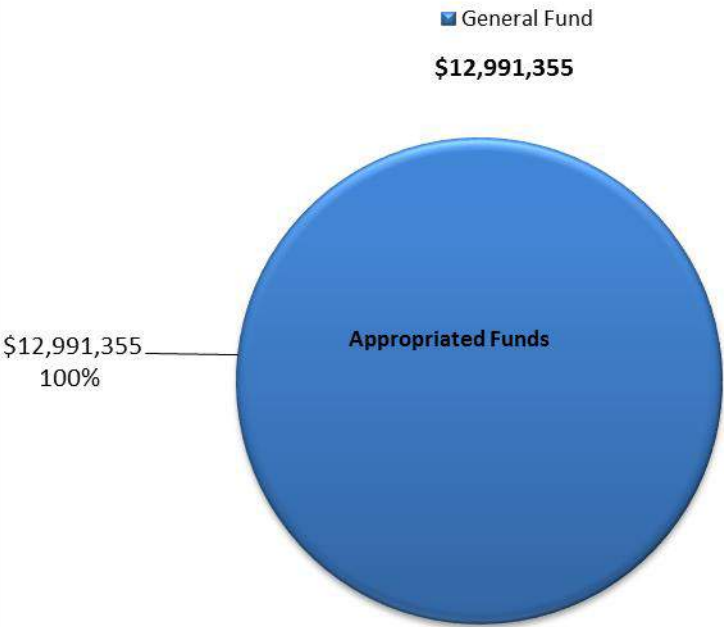
Government of the Virgin Islands
Listing of Federal Grants - 2017

CFDA NO.	GOVERNMENT ENTITY Federal Grantor Grant Description Type of Assistance	MATCH RATIO FEDERAL/LOCAL or 100% FEDERAL	FY 2015	FY 2016		TOTAL ESTIMATED EXPENDITURE	FY 2017		LOCAL MATCH AND/OR MOE FUNDS	GRANT PERIOD	FOOT NOTE
			ACTUAL	PRIOR YEAR(S) GRANT AWARDS BALANCE BROUGHT FORWARD	ESTIMATED AWARD		GRANT AWARD(S) CARRYFORWARD BALANCE	TOTAL AWARD			
	ORG 300 OFFICE OF THE LIEUTENANT GOVERNOR										
	U.S. Department of Health and Human Services										
93.324	STATE HEALTH INSURANCE ASSISTANCE PROGRA COOPERATIVE AGREEMENTS	100%	17,195	27,671	45,887	70,031	3,527	45,887	-	04/01/17-03/31/18	
	Sub-Total		17,195	27,671	45,887	70,031	3,527	45,887	-		
	TOTAL ORG 300 OFFICE OF THE LIEUTENANT GOVERNOR		17,195	27,671	45,887	70,031	3,527	45,887	-		



BUREAU OF INTERNAL REVENUE

Director's Office
Audit Enforcement
Processing
Delinquent Records
Computer Operations



Bureau of Internal Revenue

Activity 34000 Director's Office

Functional Statement

The Director's Office is responsible for the overall operation of the V.I. Bureau of Internal Revenue and administering and enforcing Internal Revenue Tax Laws of the United States Virgin Islands. Policy decisions, rulings, and interpretations of Internal Revenue Tax Laws are made in this Office. The Office of Chief Counsel, the Criminal Investigation Division, the Reviewer/Conferee, and the Federal Disclosure Units are all part of the Director's Office. This branch enforces taxpayer compliance through the issuance of press releases to the public, and enforcement through the Criminal Division office.

	ACTUAL		BUDGETED 2016	RECOMMENDATION 2017
	2014	2015		
34000 DIRECTORS OFFICE				
APPROPRIATED FUNDS				
GENERAL FUND				
PERSONNEL SERVICES	673,192	673,745	1,471,825	2,801,651
FRINGE BENEFITS	307,557	267,871	435,496	938,924
SUPPLIES	134,024	96,255	100,785	82,500
OTHER SERVICES	2,242,154	1,898,740	1,750,282	1,773,163
UTILITY SERVICES	369,100	290,458	307,000	316,000
CAPITAL PROJECTS	92,514	481,417	-	85,000
TOTAL - GENERAL FUND	3,818,541	3,708,485	4,065,388	5,997,238
TOTAL APPROPRIATED FUNDS	3,818,541	3,708,485	4,065,388	5,997,238
TOTAL - 34000 DIRECTORS OFFICE	3,818,541	3,708,485	4,065,388	5,997,238
FTE REQUIRED		DIRECTORS OFFICE	19.00	

Activity 34010 Audit Enforcement

Functional Statement

The Audit Enforcement Branch is responsible for ensuring the highest degree of voluntary compliance of Internal Revenue Tax Laws through field and office audit examinations. The branch also oversees preparation assistance for income tax returns.

	ACTUAL		BUDGETED 2016	RECOMMENDATION 2017
	2014	2015		
34010 AUDIT ENFORCEMENT				
APPROPRIATED FUNDS				
GENERAL FUND				
PERSONNEL SERVICES	805,028	760,106	819,664	994,653
FRINGE BENEFITS	307,232	307,204	342,680	476,172
TOTAL - GENERAL FUND	1,112,260	1,067,310	1,162,344	1,470,825
TOTAL APPROPRIATED FUNDS	1,112,260	1,067,310	1,162,344	1,470,825
TOTAL - 34010 AUDIT ENFORCEMENT	1,112,260	1,067,310	1,162,344	1,470,825
FTE REQUIRED		AUDIT ENFORCEMENT	25.00	

Activity 34020 Processing

Functional Statement

The Processing and Accounts Branch is responsible for processing all tax returns; collecting and depositing all tax revenues; maintaining accurate taxpayer information; providing tax collection services at ports of entry; and providing taxpayer assistance. This branch facilitates the processing of returns in a timely manner by providing the highest level of customer service to taxpayers.

	ACTUAL		BUDGETED 2016	RECOMMENDATION 2017
	2014	2015		
34020 PROCESSING BRANCH				
APPROPRIATED FUNDS				
GENERAL FUND				
PERSONNEL SERVICES	2,150,020	1,987,056	2,063,269	2,171,270
FRINGE BENEFITS	915,962	931,998	1,060,439	1,179,871
TOTAL - GENERAL FUND	3,065,983	2,919,055	3,123,708	3,351,141
TOTAL APPROPRIATED FUNDS	3,065,983	2,919,055	3,123,708	3,351,141
TOTAL - 34020 PROCESSING BRANCH	3,065,983	2,919,055	3,123,708	3,351,141
FTE REQUIRED		PROCESSING BRANCH	65.00	

Activity 34030 Delinquent Accounts and Returns

Functional Statement

The Delinquent Accounts and Returns (DAR) Branch is responsible for the collection of all delinquent taxes and tax returns, utilizing various collection tools. This Branch facilitates voluntary compliance by assisting taxpayers in satisfying delinquent obligations.

	ACTUAL		BUDGETED 2016	RECOMMENDATION 2017
	2014	2015		
34030 DELINQUENT ACCOUNTS				
APPROPRIATED FUNDS				
GENERAL FUND				
PERSONNEL SERVICES	1,008,736	863,857	937,508	1,109,600
FRINGE BENEFITS	456,949	405,543	404,184	547,656
TOTAL - GENERAL FUND	1,465,685	1,269,400	1,341,692	1,657,256
TOTAL APPROPRIATED FUNDS	1,465,685	1,269,400	1,341,692	1,657,256
TOTAL - 34030 DELINQUENT ACCOUNTS	1,465,685	1,269,400	1,341,692	1,657,256
FTE REQUIRED		DELINQUENT ACCOUNTS	29.00	

Activity 34050 Computer Operations

Functional Statement

The Computer Operations Branch was established to implement and support an automated tax administration system, including the creation of an Individual and Business Master Tax File. This system provides data processing support services, generates tax bills, processes tax refunds, and maintains the historical database. This branch also assists with the collection of taxes in a timely manner through the issuance of bills resulting in an increase in revenues.

	ACTUAL		BUDGETED 2016	RECOMMENDATION 2017
	2014	2015		
34050 COMPUTER OPERATIONS				
APPROPRIATED FUNDS				
GENERAL FUND				
PERSONNEL SERVICES	418,996	398,917	355,373	355,373
FRINGE BENEFITS	164,779	168,746	151,495	159,522
TOTAL - GENERAL FUND	583,774	567,663	506,868	514,895
TOTAL APPROPRIATED FUNDS	583,774	567,663	506,868	514,895
TOTAL - 34050 COMPUTER OPERATIONS	583,774	567,663	506,868	514,895
FTE REQUIRED		COMPUTER OPERATIONS	7.00	

Bureau of Internal Revenue

BY ACTIVITY	ACTUAL		BUDGETED 2016	RECOMMENDATION 2017
	2014	2015		
APPROPRIATED FUNDS				
GENERAL FUND				
DIRECTORS OFFICE	3,818,541	3,708,485	4,065,388	5,997,238
AUDIT ENFORCEMENT	1,112,260	1,067,310	1,162,344	1,470,825
PROCESSING BRANCH	3,065,983	2,919,055	3,123,708	3,351,141
DELINQUENT ACCOUNTS	1,465,685	1,269,400	1,341,692	1,657,256
COMPUTER OPERATIONS	583,774	567,663	506,868	514,895
TOTAL - GENERAL FUND	10,046,243	9,531,913	10,200,000	12,991,355
TOTAL APPROPRIATED FUNDS	10,046,243	9,531,913	10,200,000	12,991,355
TOTAL - INTERNAL REVENUE BUREAU	10,046,243	9,531,913	10,200,000	12,991,355

BY BUDGET CATEGORY	ACTUALS		BUDGETED 2016	RECOMMENDATION 2017
	2014	2015		
APPROPRIATED FUNDS				
GENERAL FUND				
PERSONNEL SERVICES	5,055,972	4,683,681	5,647,639	7,432,547
FRINGE BENEFITS	2,152,479	2,081,363	2,394,294	3,302,145
SUPPLIES	134,024	96,255	100,785	82,500
OTHER SERVICES	2,242,154	1,898,740	1,750,282	1,773,163
UTILITY SERVICES	369,100	290,458	307,000	316,000
CAPITAL PROJECTS	92,514	481,417	-	85,000
TOTAL - GENERAL FUND	10,046,243	9,531,913	10,200,000	12,991,355
TOTAL - UNION ARBITRAION AWARD	-	-	-	-
TOTAL APPROPRIATED FUNDS	10,046,243	9,531,913	10,200,000	12,991,355

Bureau of Internal Revenue

BY FUND TYPE	Personnel Services	Fringe Benefits	Supplies	Other Svcs. Chrgs.	Utilities	Capital Outlays	Miscellaneous	Total
APPROPRIATED FUNDS								
GENERAL FUND								
GENERAL FUND	7,432,547	3,302,145	82,500	1,773,163	316,000	85,000	-	12,991,355
UNION ARBITRAION AWARD	-	-	-	-	-	-	-	-
TOTAL - GENERAL FUND	7,432,547	3,302,145	82,500	1,773,163	316,000	85,000	-	12,991,355
TOTAL APPROPRIATED FUNDS	7,432,547	3,302,145	82,500	1,773,163	316,000	85,000	-	12,991,355
NON APPROPRIATED FUNDS								
TOTAL NON APPROPRIATED FUNDS	-	-	-	-	-	-	-	-
TOTAL - INTERNAL REVENUE BUREAU	7,432,547	3,302,145	82,500	1,773,163	316,000	85,000	-	12,991,355

Federal Funds

BY BUDGET CATEGORY	FY2015 Expenditure	FY 2016 Grant Award	FY2016 Appropriation	FY2017 Recommendation
FEDERAL FUNDS				
PERSONNEL SERVICES	-	-	-	-
FRINGE BENEFITS	-	-	-	-
SUPPLIES	-	-	-	-
OTHER SVS. & CHGS.	161,530	-	-	-
UTILITIES	-	-	-	-
CAPITAL OUTLAYS	-	-	-	-
TOTAL FEDERAL FUNDS	161,530	-	-	-

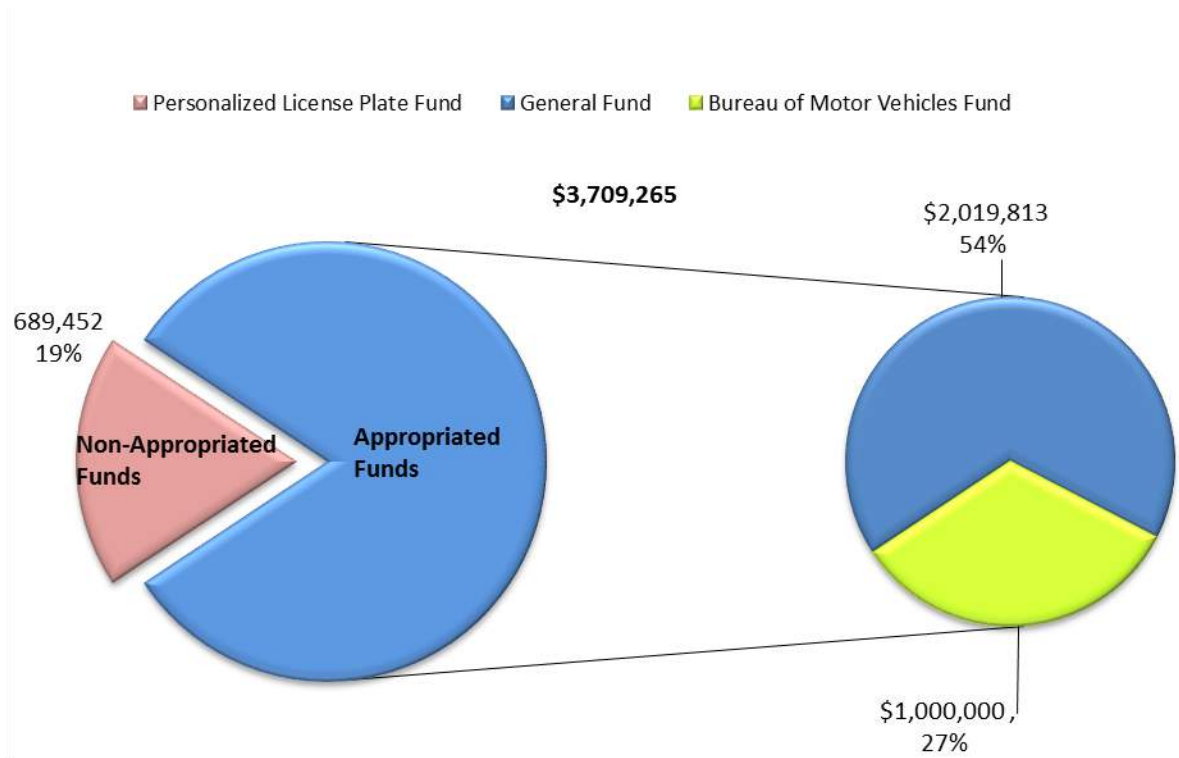
Government of the Virgin Islands
Listing of Federal Grants - 2017

CFDA NO.	GOVERNMENT ENTITY Federal Grantor Grant Description Type of Assistance	MATCH RATIO FEDERAL/LOCAL or 100% FEDERAL	FY 2015	FY 2016		FY 2017		LOCAL MATCH AND/OR MOE FUNDS	GRANT PERIOD	FOOT NOTE
			ACTUAL	ESTIMATED		PROJECTED				
			TOTAL EXPENDITURE	PRIOR YEAR(S) GRANT AWARDS BALANCE BROUGHT FORWARD	TOTAL AWARD	TOTAL ESTIMATED EXPENDITURE	GRANT AWARD(S) CARRYFORWARD BALANCE			
ORG 340 BUREAU OF INTERNAL REVENUE										
U.S. Department of the Interior										
15.875	ECONOMIC, SOCIAL, & POLITICAL DEVELOPM TERRITORIES <i>DIRECT PAYMENTS WITH UNRESTRICTED USE / FORMULA / PROJECT</i>	100%	161,530	-	-	-	-	-	-	10/01/14-09/30/15
	Sub-Total		161,530	-	-	-	-	-	-	
	TOTAL ORG 340 INTERNAL REVENUE BUREAU		161,530	-	-	-	-	-	-	



BUREAU OF MOTOR VEHICLES

Office of the Director
 Administration
 Drivers Licensing and Identification
 Registration and Inspection
 Records Management and Information Systems



Bureau of Motor Vehicles

Activity 36000 Office of the Director

Functional Statement

The Office of the Director ensures the Bureau provides the most productive, efficient, cost effective, and coordinated delivery of services.

	ACTUAL		BUDGETED 2016	RECOMMENDATION 2017
	2014	2015		
36000 OFFICE OF THE DIRECTOR				
APPROPRIATED FUNDS				
GENERAL FUND				
PERSONNEL SERVICES	150,577	145,346	147,000	187,000
FRINGE BENEFITS	51,380	38,112	47,952	51,345
SUPPLIES	-	-	100,000	-
OTHER SERVICES	-	-1,144	-	-
TOTAL - GENERAL FUND	201,957	182,313	294,952	238,345
BUREAU OF MOTOR VEHICLES				
FRINGE BENEFITS	-	73	-	-
OTHER SERVICES	74,000	-	-	-
CAPITAL PROJECTS	2,873	-	-	-
TOTAL - BUREAU OF MOTOR VEHI	76,873	73	-	-
TOTAL APPROPRIATED FUNDS	278,830	182,386	294,952	238,345
TOTAL - 36000 OFFICE OF THE DIRECTOR	278,830	182,386	294,952	238,345
FTE REQUIRED OFFICE OF THE DIRECTOR			2.00	

Activity 36010 Administration

Functional Statement

Administration provides all administrative, logistical, contractual, and financial support for the daily operations of the BMV. Other related duties include the management of all incoming and outgoing correspondence, preparing monthly, quarterly and annual reports, and gathering statistical data on driver's license and vehicle registrations.

	ACTUAL		BUDGETED 2016	RECOMMENDATION 2017
	2014	2015		
36010 ADMINISTRATION				
APPROPRIATED FUNDS				
GENERAL FUND				
PERSONNEL SERVICES	251,758	232,612	257,325	270,871
FRINGE BENEFITS	122,885	120,834	130,456	138,010
OTHER SERVICES	62,631	8,247	131,561	100,000
UTILITY SERVICES	86,987	19,013	190,000	125,000
TOTAL - GENERAL FUND	524,261	380,705	709,342	633,881
BUREAU OF MOTOR VEHICLES				
PERSONNEL SERVICES	202,300	195,144	285,443	334,286
FRINGE BENEFITS	118,601	118,873	150,919	157,370
SUPPLIES	100,131	57,306	5,326	21,091
OTHER SERVICES	105,817	51,407	-	-
UTILITY SERVICES	69,232	100,000	-	-
TOTAL - BUREAU OF MOTOR VEHI	596,081	522,731	441,688	512,747
TOTAL APPROPRIATED FUNDS	1,120,342	903,436	1,151,031	1,146,628
TOTAL - 36010 ADMINISTRATION	1,120,342	903,436	1,151,031	1,146,628
FTE REQUIRED ADMINISTRATION			15.00	

Activity 36100 Drivers' Licensing and Identification

Functional Statement

Drivers Licensing and Identification manages the driver's license program by administering written and driving tests and issues driver's licenses. This Unit also prepares and maintains records and other required forms.

	ACTUAL		BUDGETED 2016	RECOMMENDATION 2017
	2014	2015		
36100 DRIVER LICENSING AND ID				
APPROPRIATED FUNDS				
GENERAL FUND				
PERSONNEL SERVICES	203,694	188,731	230,516	393,021
FRINGE BENEFITS	115,200	111,142	129,762	199,985
SUPPLIES	-	-	-	29,989
TOTAL - GENERAL FUND	318,894	299,873	360,278	622,995
TOTAL APPROPRIATED FUNDS	318,894	299,873	360,278	622,995
TOTAL - 36100 DRIVER LICENSING AND ID	318,894	299,873	360,278	622,995
FTE REQUIRED DRIVER LICENSING AND ID		15.00		

Activity 36110 Registration and Inspection

Functional Statement

Registration and Inspection inspects vehicles to ensure they are roadworthy, insured for the period of registration, and meet legal requirements on tinted glass. Inspectors also verify the accuracy and validity of information on the registration certificate.

	ACTUAL		BUDGETED 2016	RECOMMENDATION 2017
	2014	2015		
36110 REGISTRATION AND INSPECTION				
APPROPRIATED FUNDS				
GENERAL FUND				
PERSONNEL SERVICES	311,880	265,224	313,734	304,922
FRINGE BENEFITS	179,611	166,807	189,673	177,731
TOTAL - GENERAL FUND	491,491	432,031	503,407	482,653
BUREAU OF MOTOR VEHICLES				
PERSONNEL SERVICES	159,709	175,741	290,412	235,276
FRINGE BENEFITS	38,912	26,064	142,062	113,584
TOTAL - BUREAU OF MOTOR VEHICLES	198,621	201,806	432,474	348,860
TOTAL APPROPRIATED FUNDS	690,112	633,837	935,880	831,514
NON APPROPRIATED FUNDS				
PERSONALIZED LICENSE PLATE				
SUPPLIES	232,869.77	223,446.48	-	314,452.00
OTHER SERVICES	427,538.32	467,512.01	-	375,000.00
UTILITY SERVICES	115,000.00	147,388.95	-	0.00
CAPITAL PROJECTS	115,243.13	58,614.00	-	0.00
TOTAL - PERSONALIZED LICENSE PLATE	890,651	896,961	726,534	689,452
TOTAL NON APPROPRIATED FUNDS	890,651	896,961	-	689,452
TOTAL - 36110 REGISTRATION AND INSPECTION	1,580,763	1,530,798	1,662,415	1,520,966
FTE REQUIRED REGISTRATION AND INSPECTION			20.00	

Activity 36120 Records Management and Information Systems

Functional Statement

Records Management and Information Systems ensures the BMV has the most updated automation and communication technology. Responsibilities include system upgrades, training of employees, and coordination with the appropriate agencies to resolve information technology problems.

	ACTUAL		BUDGETED 2016	RECOMMENDATION 2017
	2014	2015		
36120 RECORDS MANAGE INFO SYS				
APPROPRIATED FUNDS				
GENERAL FUND				
PERSONNEL SERVICES	28,148	25,587	127,407	25,011
FRINGE BENEFITS	18,831	18,421	24,427	16,928
TOTAL - GENERAL FUND	46,979	44,008	151,834	41,939
BUREAU OF MOTOR VEHICLES				
PERSONNEL SERVICES	74,339	67,307	90,386	101,748
FRINGE BENEFITS	192	640	35,452	36,645
TOTAL - BUREAU OF MOTOR VEHI	74,531	67,947	125,838	138,393
TOTAL APPROPRIATED FUNDS	121,510	111,955	277,672	180,332
TOTAL - 36120 RECORDS MANAGE INFO SYS	121,510	111,955	277,672	180,332
FTE REQUIRED			3.00	

Bureau of Motor Vehicles

BY ACTIVITY	ACTUAL		BUDGETED 2016	RECOMMENDATION 2017
	2014	2015		
APPROPRIATED FUNDS				
GENERAL FUND				
OFFICE OF THE DIRECTOR	201,957	182,313	294,952	238,345
ADMINISTRATION	524,261	380,705	709,342	633,881
DRIVER LICENSING AND ID	318,894	299,873	360,278	622,995
REGISTRATION AND INSPECTION	491,491	432,031	503,407	482,653
RECORDS MANAGE INFO SYS	46,979	44,008	151,834	41,939
TOTAL - GENERAL FUND	1,583,582	1,338,929	2,019,813	2,019,813
BUREAU OF MOTOR VEHICLES				
OFFICE OF THE DIRECTOR	76,873	73	-	-
ADMINISTRATION	596,081	522,731	441,688	512,747
REGISTRATION AND INSPECTION	198,621	201,806	432,474	348,860
RECORDS MANAGE INFO SYS	74,531	67,947	125,838	138,393
TOTAL - BUREAU OF MOTOR VEHICLES	946,105	792,557	1,000,000	1,000,000
TOTAL APPROPRIATED FUNDS	2,529,687	2,131,486	3,019,813	3,019,813
NON APPROPRIATED FUNDS				
PERSONALIZED LICENSE PLATE				
REGISTRATION AND INSPECTION	890,651	896,961	726,534	689,452
TOTAL - PERSONALIZED LICENSE PLATE	890,651	896,961	726,534	689,452
TOTAL NON APPROPRIATED FUNDS	890,651	896,961	726,534	689,452
TOTAL - BUREAU OF MOTOR VEHICLES	3,420,338	3,028,448	3,746,347	3,709,265

Bureau of Motor Vehicles

BY BUDGET CATEGORY	ACTUALS		BUDGETED 2016	RECOMMENDATION 2017
	2014	2015		
APPROPRIATED FUNDS				
GENERAL FUND				
PERSONNEL SERVICES	946,056	857,500	1,075,982	1,180,825
FRINGE BENEFITS	487,908	455,315	522,270	583,999
SUPPLIES	-	-	100,000	29,989
OTHER SERVICES	62,631	7,102	131,561	100,000
UTILITY SERVICES	86,987	19,013	190,000	125,000
TOTAL - GENERAL FUND	1,583,582	1,338,929	2,019,813	2,019,813
BUREAU OF MOTOR VEHICLES				
PERSONNEL SERVICES	436,347	438,192	666,241	671,310
FRINGE BENEFITS	157,706	145,651	328,433	307,599
SUPPLIES	100,131	57,306	5,326	21,091
OTHER SERVICES	179,817	51,407	-	-
UTILITY SERVICES	69,232	100,000	-	-
CAPITAL PROJECTS	2,873	-	-	-
TOTAL - BUREAU OF MOTOR VEHICLES	946,105	792,557	1,000,000	1,000,000
TOTAL APPROPRIATED FUNDS	2,529,687	2,131,486	3,019,813	3,019,813
NON APPROPRIATED FUNDS				
PERSONALIZED LICENSE PLATE				
SUPPLIES	232,870	223,446	300,589	314,452
OTHER SERVICES	427,538	467,512	387,051	375,000
UTILITY SERVICES	115,000	147,389	-	-
CAPITAL PROJECTS	115,243	58,614	38,895	-
TOTAL - PERSONALIZED LICENSE PLATE	890,651	896,961	726,534	689,452
TOTAL - PERSONALIZED LICENSE PLATE	890,651	896,961	726,534	689,452
TOTAL NON APPROPRIATED FUNDS	890,651	896,961	726,534	689,452

BY FUND TYPE	Personnel	Fringe	Other Srvcs.		Utilities	Capital	Miscellaneous	Total
	Services	Benefits	Supplies	Chrgs.		Outlays		
APPROPRIATED FUNDS								
GENERAL FUND								
GENERAL FUND	1,180,825	583,999	29,989	100,000	125,000	-	-	2,019,813
TOTAL - GENERAL FUND	1,180,825	583,999	29,989	100,000	125,000	-	-	2,019,813
PROPRIETARY								
BUREAU OF MOTOR VEHICLES	671,310	307,599	21,091	-	-	-	-	1,000,000
TOTAL - PROPRIETARY	671,310	307,599	21,091	-	-	-	-	1,000,000
TOTAL APPROPRIATED FUNDS	1,852,135	891,598	51,080	100,000	125,000	-	-	3,019,813
NON APPROPRIATED FUNDS								
GENERAL FUND								
PERSONALIZED LICENSE PLATE	-	-	314,452	375,000	-	-	-	689,452
TOTAL - GENERAL FUND	-	-	314,452	375,000	-	-	-	689,452
TOTAL NON APPROPRIATED FUNDS	-	-	314,452	375,000	-	-	-	689,452
TOTAL - BUREAU OF MOTOR VEHICLES	1,852,135	891,598	365,532	475,000	125,000	-	-	-

Bureau of Motor Vehicles
Federal Funds
By Budget Category

	FY2015 Expenditure	FY 2016 Grant Award	FY2016 Appropriation	FY2017 Recommendation
FEDERAL FUNDS				
PERSONNEL SERVICES	-	-	-	-
FRINGE BENEFITS	-	-	-	-
SUPPLIES	-	110,355	-	-
OTHER SVS. & CHGS.	-	716,015	-	-
UTILITIES	-	-	-	-
CAPITAL OUTLAYS	-	20,600	-	-
TOTAL FEDERAL FUNDS	-	846,970	-	-

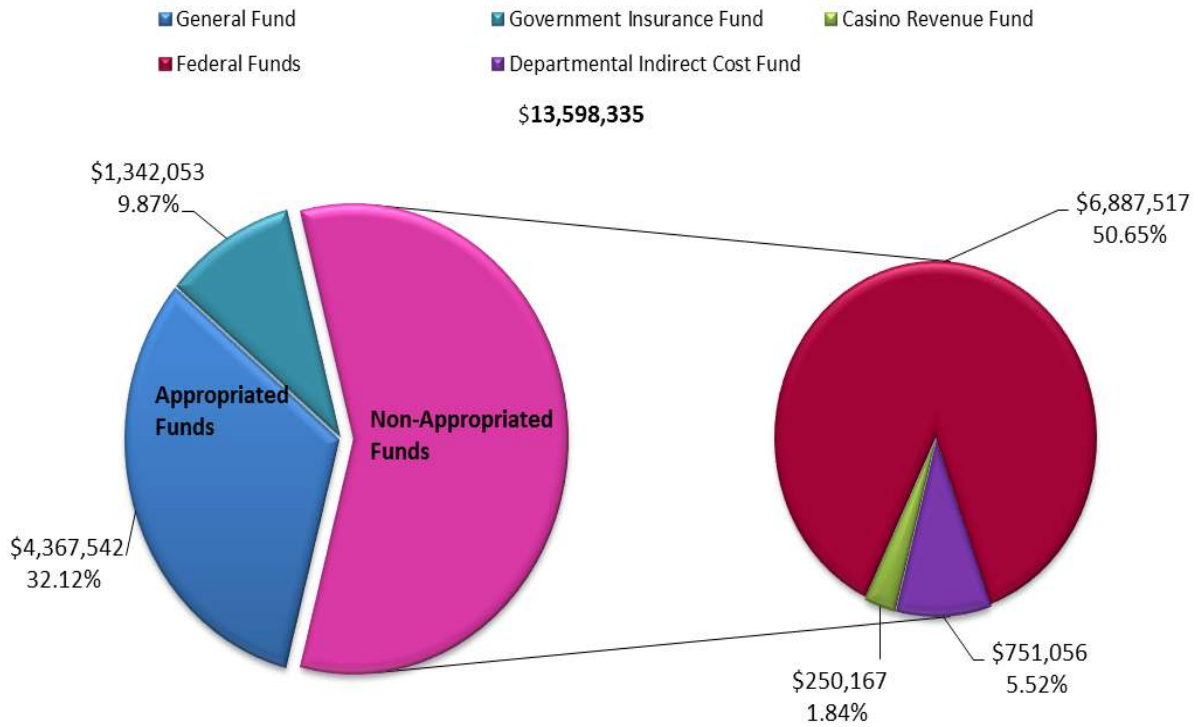
Government of the Virgin Islands
Listing of Federal Grants - 2017

CFDA NO.	GOVERNMENT ENTITY Federal Grantor Grant Description Type of Assistance	MATCH RATIO FEDERAL/LOCAL or 100% FEDERAL	FY 2015	FY 2016		FY 2017		LOCAL MATCH AND/OR MOE FUNDS	GRANT PERIOD	FOOT NOTE
			ACTUAL	ESTIMATED		PROJECTED				
			TOTAL	PRIOR YEAR(S) GRANT AWARDS BALANCE BROUGHT FORWARD	TOTAL AWARD	TOTAL ESTIMATED EXPENDITURE	GRANT AWARD(S) CARRYFORWARD BALANCE			
ORG 360 BUREAU OF MOTOR VEHICLE										
15.875	Department of Interior ECONOMIC, SOCIAL, AND POLITICAL DEVELOPMENT THE TERRITORIES FORMULA GRANTS	100%	-	52,250	-	-	52,250	-	-	09/09/14-09/30/19
	Sub-Total		-	52,250	-	-	52,250	-	-	
Department of Transportation										
20.232	COMMERCIAL DRIVER'S LICENSE PROGRAM IMPROVEMENT GRANT COOPERATIVE AGREEMENTS; PROJECT GRANTS	100%	-	-	846,970	-	846,970	-	-	07/01/16-06/30/18
	Sub-Total		-	-	846,970	-	846,970	-	-	
	TOTAL ORG 360 BUREAU OF MOTOR VEHICLE		-	52,250	846,970	-	899,220	-	-	



DEPARTMENT OF LABOR

- Hearings and Appeals
- Labor Relations
- Apprenticeship and Training
- Youth Employment
- Workforce Investment Act Administration
- Occupational Safety and Health
- Worker's Compensation
- Labor Statistics
- Business and Administration
- Planning, Research and Monitoring



Department of Labor

Activity 37000 Administration

	ACTUAL		BUDGETED 2016	RECOMMENDATION 2017
	2014	2015		
37000 ADMINISTRATIVE SERVICES				
NON APPROPRIATED FUNDS				
INDIRECT COST				
PERSONNEL SERVICES	260,100.99	366,808.15	-	260,443.00
FRINGE BENEFITS	112,213.42	181,489.28	-	122,924.00
SUPPLIES	22,002.30	64,224.63	-	60,000.00
OTHER SERVICES	58,356.63	69,164.67	-	284,483.00
CAPITAL PROJECTS	0.00	-	-	23,206.00
TOTAL - INDIRECT COST	452,673	681,687	674,541	751,056
AT RISK DISADVANTAGE YOUTH				
PERSONNEL SERVICES	-	-	-	-
FRINGE BENEFITS	-	-	-	-
OTHER SERVICES	-177,056.39	-	-	-
TOTAL - AT RISK DISADVANTAGE YO	-177,056	-	127,473	-
TOTAL NON APPROPRIATED FUNDS	275,617	681,687	-	751,056
TOTAL - 37000 ADMINISTRATIVE SERVICES	275,617	681,687	802,014	751,056
FTE REQUIRED ADMINISTRATIVE SERVICES			9.00	

Activity 37020 Hearings & Appeals

Functional Statement

The Hearings and Appeals Unit is mandated to adjudicate labor disputes and benefit appeals filed in the areas of Unemployment Insurance (UI), Employment Discrimination charges, Wage Claim findings, and Wrongful Discharge (WD).

	ACTUAL		BUDGETED 2016	RECOMMENDATION 2017
	2014	2015		
37020 APPEALS AND HEARINGS				
APPROPRIATED FUNDS				
GENERAL FUND				
PERSONNEL SERVICES	204,994	181,412	220,000	220,000
FRINGE BENEFITS	81,573	72,403	89,386	90,206
SUPPLIES	6,344	9,786	5,000	5,000
OTHER SERVICES	24,943	27,696	31,169	18,000
TOTAL - GENERAL FUND	317,853	291,297	345,555	333,206
TOTAL APPROPRIATED FUNDS	317,853	291,297	345,555	333,206
TOTAL - 37020 APPEALS AND HEARINGS	317,853	291,297	345,555	333,206
FTE REQUIRED APPEALS AND HEARINGS			4.00	

Activity 37030 Labor Statics

	ACTUAL		BUDGETED 2016	RECOMMENDATION 2017
	2014	2015		
37030 LABOR STATISTICS				
NON APPROPRIATED FUNDS				
AT RISK DISADVANTAGE YOUTH				
PERSONNEL SERVICES	59,312.28	32,705.30	-	20,800.00
FRINGE BENEFITS	10,145.07	7,616.20	-	11,798.00
SUPPLIES	41,858.30	14,578.00	-	217,569.00
OTHER SERVICES	-	-	-	-
TOTAL - AT RISK DISADVANTAGE YO	111,316	54,900	144,291	250,167
TOTAL NON APPROPRIATED FUNDS	111,316	54,900	0.00	250,167
TOTAL - 37030 LABOR STATISTICS	111,316	54,900	144,291	250,167
FTE REQUIRED			LABOR STATISTICS	3.00

Activity 37200 Labor Relations

Functional Statement

The Labor Relations Unit is responsible for rendering service to the general public in the following areas of compliance: Wrongful Discharge Intake, Wage and Hour Complaints, V.I. Fair Labor Standards, V.I. Private Sector Strikes, V.I. Discrimination Laws, the Equal Employment Opportunity Commission (EEOC), and Discrimination and Plant Closings.

	ACTUAL		BUDGETED 2016	RECOMMENDATION 2017
	2014	2015		
37200 LABOR RELATIONS				
APPROPRIATED FUNDS				
GENERAL FUND				
PERSONNEL SERVICES	133,294	122,850	127,522	374,084
FRINGE BENEFITS	60,005	54,538	58,998	129,029
SUPPLIES	10,303	9,295	10,000	10,000
OTHER SERVICES	20,300	35,586	22,000	22,000
TOTAL - GENERAL FUND	223,903	222,269	218,520	535,113
TOTAL APPROPRIATED FUNDS	223,903	222,269	218,520	535,113
TOTAL - 37200 LABOR RELATIONS	223,903	222,269	218,520	535,113
FTE REQUIRED			LABOR RELATIONS	4.00

Activity 37210 Apprenticeship and Training

Functional Statement

The Apprenticeship and Training activity center, pursuant to Chapter 10, Title 24, V.I. Code, develops, implements, certifies, and monitors apprenticeships and on-the-job training programs throughout the Territory. This legislative mandate requires cooperation with private sector employers, the Department of Labor, and V.I. Government in the development of cooperative training opportunities for residents in the trades and technical fields.

	ACTUAL		BUDGETED 2016	RECOMMENDATION 2017
	2014	2015		
37210 APPRENTICESHIP TRAINING				
APPROPRIATED FUNDS				
GENERAL FUND				
SUPPLIES	317	4,837	6,000	6,000
OTHER SERVICES	12,057	13,000	18,000	16,000
TOTAL - GENERAL FUND	12,374	17,837	24,000	22,000
TOTAL APPROPRIATED FUNDS	12,374	17,837	24,000	22,000
TOTAL - 37210 APPRENTICESHIP TRAINING	12,374	17,837	24,000	22,000

Activity 37220 Youth Employment

Functional Statement

Youth Employment programs are designed to prepare youth for future careers. Programs offer assessment of academic and skill levels, identify employment goals, address employment barriers, train clients for life and vocational readiness, provide work experience, and enhance computer literacy.

	ACTUAL		BUDGETED 2016	RECOMMENDATION 2017
	2014	2015		
37220 YOUTH EMPLOYMENT				
APPROPRIATED FUNDS				
GENERAL FUND				
PERSONNEL SERVICES	728,200	684,171	1,020,094	976,397
FRINGE BENEFITS	128,987	120,759	136,583	126,509
SUPPLIES	12,367	29,701	19,999	10,000
OTHER SERVICES	240,774	125,934	105,000	101,100
TOTAL - GENERAL FUND	1,110,328	960,566	1,281,676	1,214,006
TOTAL APPROPRIATED FUNDS	1,110,328	960,566	1,281,676	1,214,006
TOTAL - 37220 YOUTH EMPLOYMENT	1,110,328	960,566	1,281,676	1,214,006
FTE REQUIRED YOUTH EMPLOYMENT			4.00	

Activity 37230 Workforce Investment Act Administration

	ACTUAL		BUDGETED 2016	RECOMMENDATION 2017
	2014	2015		
37230 JPTA ADMINISTRATION				
APPROPRIATED FUNDS				
GENERAL FUND				
PERSONNEL SERVICES	242,582	187,299	200,881	253,461
FRINGE BENEFITS	102,898	84,332	75,294	113,004
SUPPLIES	5,793	4,999	-	-
OTHER SERVICES	33,552	53,056	28,000	21,000
TOTAL - GENERAL FUND	384,825	329,686	304,175	387,465
TOTAL APPROPRIATED FUNDS	384,825	329,686	304,175	387,465
TOTAL - 37230 JPTA ADMINISTRATION	384,825	329,686	304,175	387,465
FTE REQUIRED JPTA ADMINISTRATION			5.00	

Activity 37250 Workforce Investment Act Administration

Functional Statement:

The Workforce Investment Act (WIA) administration is designed to provide the support staff and services necessary to complement federal dollars and to ensure that the requirements for limitation of Administrative Cost Regulations—667-210 are not violated.

		ACTUAL		BUDGETED	RECOMMENDATION
		2014	2015	2016	2017
37250	WORK FORCE INVESTMENT ACT				
TOTAL - 37250	WORK FORCE INVESTMENT ACT	-	-	-	-
	FTE REQUIRED			15.50	

Activity 37400 Occupational Safety and Health

Functional Statement

The Occupational Safety and Health unit executes all mandated activities in accordance with the Occupational Safety and Health Act of 1970 and Title 24 of the Virgin Islands Code, Chapter 2, Occupational Safety and Health.

		ACTUAL		BUDGETED	RECOMMENDATION
		2014	2015	2016	2017
37400	LABOR OSHA				
APPROPRIATED FUNDS					
GENERAL FUND					
	PERSONNEL SERVICES	105,997	117,378	122,041	175,446
	FRINGE BENEFITS	47,112	53,957	47,648	79,646
	TOTAL - GENERAL FUND	153,109	171,335	169,689	255,092
GOVERNMENT INSURANCE FUND					
	PERSONNEL SERVICES	111,868	93,814	171,975	86,666
	FRINGE BENEFITS	37,679	34,475	71,430	36,280
	SUPPLIES	925	5,787	10,140	10,140
	OTHER SERVICES	57,779	79,247	80,860	121,771
	TOTAL - GOVERNMENT INSURANCE	208,250	213,322	334,405	254,857
	TOTAL APPROPRIATED FUNDS	361,360	384,657	504,094	509,949
TOTAL - 37400	LABOR OSHA	361,360	384,657	504,094	509,949
	FTE REQUIRED			6.00	

Activity 37500 Worker's Compensation

Functional Statement

Worker's Compensation protects workers in the Territory in the event of work related injuries and illnesses by providing medical and vocational rehabilitation, disability income, and death benefits to heirs.

	ACTUAL		BUDGETED 2016	RECOMMENDATION 2017
	2014	2015		
37500 WORKERS COMPENSATION				
APPROPRIATED FUNDS				
GOVERNMENT INSURANCE FUND				
PERSONNEL SERVICES	397,546	279,707	380,916	313,868
FRINGE BENEFITS	161,380	108,698	179,546	133,108
SUPPLIES	16,650	51,629	28,000	96,000
OTHER SERVICES	136,500	155,530	127,452	444,220
UTILITY SERVICES	57,211	28,233	37,500	100,000
MISCELLANEOUS	26,959	-168	-	-
TOTAL - GOVERNMENT INSURANCE	796,246	623,629	753,414	1,087,196
TOTAL APPROPRIATED FUNDS	796,246	623,629	753,414	1,087,196
TOTAL - 37500 WORKERS COMPENSATION	796,246	623,629	753,414	1,087,196
FTE REQUIRED WORKERS COMPENSATION			10.00	

Activity 37510 Workers Compensation Claims

	ACTUAL		BUDGETED 2016	RECOMMENDATION 2017
	2014	2015		
37510 WORKERS COMPENSATION CLAIMS				
APPROPRIATED FUNDS				
GOVERNMENT INSURANCE FUND				
SUPPLIES	51,997	-	-	-
OTHER SERVICES	4,778,145	8,181,824	-	-
TOTAL - GOVERNMENT INSURANCE	4,830,143	8,181,824	-	-
TOTAL APPROPRIATED FUNDS	4,830,143	8,181,824	-	-
TOTAL - 37510 WORKERS COMPENSATION CLAIMS	4,830,143	8,181,824	-	-

Activity 37700 Labor Statistics

Functional Statement

The Labor Statistics unit is responsible for the collection, analysis, and publication of statistics on wages, working hours, labor conditions, and cost of living increases. It is also responsible for developing and implementing technical systems and procedures to provide a comprehensive labor market information.

	ACTUAL		BUDGETED 2016	RECOMMENDATION 2017
	2014	2015		
37700 LABOR STATISTICS				
APPROPRIATED FUNDS				
GENERAL FUND				
PERSONNEL SERVICES	72,692	67,308	70,000	70,000
FRINGE BENEFITS	23,580	22,331	24,455	24,622
SUPPLIES	8,656	5,692	7,000	7,000
OTHER SERVICES	9,367	9,858	9,000	4,000
TOTAL - GENERAL FUND	114,295	105,189	110,455	105,622
TOTAL APPROPRIATED FUNDS	114,295	105,189	110,455	105,622
TOTAL - 37700 LABOR STATISTICS	114,295	105,189	110,455	105,622
FTE REQUIRED LABOR STATISTICS			1.00	

Activity 37800 Business & Administration

Functional Statement

The Business and Administration Unit is responsible for providing financial support services to all divisions and activities within the Department. The Personnel Relations Unit is designed to assist supervisors and directors in becoming more efficient and productive managers, and assists in selecting and maintaining proper staffing for the Department.

	ACTUAL		BUDGETED 2016	RECOMMENDATION 2017
	2014	2015		
37800 BUSINESS AND ADMINISTRATIVE				
APPROPRIATED FUNDS				
GENERAL FUND				
PERSONNEL SERVICES	629,937	572,042	668,139	612,381
FRINGE BENEFITS	239,312	217,109	288,734	238,158
SUPPLIES	24,991	15,045	131,000	24,212
OTHER SERVICES	589,298	531,056	272,222	380,932
UTILITY SERVICES	142,983	121,285	95,000	127,719
TOTAL - GENERAL FUND	1,626,522	1,456,537	1,455,095	1,383,402
TOTAL APPROPRIATED FUNDS	1,626,522	1,456,537	1,455,095	1,383,402
TOTAL - 37800 BUSINESS AND ADMINISTRATIVE	1,626,522	1,456,537	1,455,095	1,383,402
FTE REQUIRED BUSINESS AND ADMINISTRATIVE			11.00	

Activity 37810 Planning, Research & Monitoring

Functional Statement

The Planning, Research and Monitoring (PRM) Unit safeguards federal and local funding and ensures that programs administered by the Department of Labor adhere to federal and local guidelines. The PRM Unit teams up with the Economic Development Commission (EDC) to monitor EDC beneficiaries. The Unit closely monitors training providers and programs to ensure that clients receive the workforce training they deserve, and that providers are given the placement percentages.

	ACTUAL		BUDGETED 2016	RECOMMENDATION 2017
	2014	2015		
37810 PLANNING, RESEARCH AND MON				
APPROPRIATED FUNDS				
GENERAL FUND				
PERSONNEL SERVICES	82,985	80,908	80,138	80,138
FRINGE BENEFITS	32,086	31,555	34,109	34,442
SUPPLIES	3,609	1,655	7,000	4,500
OTHER SERVICES	5,691	18,235	19,000	12,556
TOTAL - GENERAL FUND	124,372	132,354	140,247	131,636
TOTAL APPROPRIATED FUNDS	124,372	132,354	140,247	131,636
TOTAL - 37810 PLANNING, RESEARCH AND MON	124,372	132,354	140,247	131,636
FTE REQUIRED PLANNING, RESEARCH AND MON			2.00	

Department of Labor

BY ACTIVITY	ACTUAL		BUDGETED 2016	RECOMMENDATION 2017
	2014	2015		
APPROPRIATED FUNDS				
GENERAL FUND				
APPEALS AND HEARINGS	317,853	291,297	345,555	333,206
LABOR RELATIONS	223,903	222,269	218,520	535,113
APPRENTICESHIP TRAINING	12,374	17,837	24,000	22,000
YOUTH EMPLOYMENT	1,110,328	960,566	1,281,676	1,214,006
JPTA ADMINISTRATION	384,825	329,686	304,175	387,465
LABOR OSHA	153,109	171,335	169,689	255,092
LABOR STATISTICS	114,295	105,189	110,455	105,622
BUSINESS AND ADMINISTRATIVE	1,626,522	1,456,537	1,455,095	1,383,402
PLANNING, RESEARCH AND MON	124,372	132,354	140,247	131,636
TOTAL - GENERAL FUND	4,067,581	3,687,068	4,049,412	4,367,542
GOVERNMENT INSURANCE FUND				
LABOR OSHA	208,250	213,322	334,405	254,857
WORKERS COMPENSATION	796,246	623,629	753,414	1,087,196
WORKERS COMPENSATION CLAIMS	4,830,143	8,181,824	-	-
TOTAL - GOVERNMENT INSURANCE FUN	5,834,639	9,018,776	1,087,819	1,342,053
TOTAL APPROPRIATED FUNDS	9,902,220	12,705,844	5,137,231	5,709,595
NON APPROPRIATED FUNDS				
INDIRECT COST				
ADMINISTRATIVE SERVICES	452,673	681,687	674,541	751,056
TOTAL - INDIRECT COST	452,673	681,687	674,541	751,056
AT RISK DISADVANTAGE YOUTH				
ADMINISTRATIVE SERVICES	-177,056	-	127,473	-
LABOR STATISTICS	111,316	54,900	144,291	250,167
PERSONNEL RELATIONS	-	-	73,064	-
TOTAL - AT RISK DISADVANTAGE YOUTH	-65,741	54,900	344,828	250,167
TOTAL NON APPROPRIATED FUNDS	386,933	736,586	1,019,369	1,001,223
TOTAL - DEPARTMENT OF LABOR	10,289,153	13,442,430	6,156,600	6,710,818

Department of Labor

BY BUDGET CATEGORY	ACTUALS		BUDGETED	RECOMMENDATION
	2014	2015	2016	2017
APPROPRIATED FUNDS				
GENERAL FUND				
PERSONNEL SERVICES	2,200,681	2,013,367	2,508,815	2,761,907
FRINGE BENEFITS	715,554	656,984	755,207	835,616
SUPPLIES	72,381	81,011	185,999	66,712
OTHER SERVICES	935,983	814,421	504,391	575,588
UTILITY SERVICES	142,983	121,285	95,000	127,719
TOTAL - GENERAL FUND	4,067,581	3,687,068	4,049,412	4,367,542
GOVERNMENT INSURANCE FUND				
PERSONNEL SERVICES	509,414	373,520	552,891	400,534
FRINGE BENEFITS	199,059	143,173	250,976	169,388
SUPPLIES	69,572	57,416	38,140	106,140
OTHER SERVICES	4,972,424	8,416,601	208,312	565,991
UTILITY SERVICES	57,211	28,233	37,500	100,000
MISCELLANEOUS	26,959	-168	-	-
TOTAL - GOVERNMENT INSURANCE FUND	5,834,639	9,018,776	1,087,819	1,342,053
TOTAL APPROPRIATED FUNDS	9,902,220	12,705,844	5,137,231	5,709,595
NON APPROPRIATED FUNDS				
INDIRECT COST				
PERSONNEL SERVICES	260,101	366,808	371,885	260,443
FRINGE BENEFITS	112,213	181,489	192,423	122,924
SUPPLIES	22,002	64,225	30,000	60,000
OTHER SERVICES	58,357	69,165	80,233	284,483
CAPITAL PROJECTS	-	-	-	23,206
TOTAL - INDIRECT COST	452,673	681,687	674,541	751,056
TOTAL - INDIRECT COST	452,673	681,687	674,541	751,056
AT RISK DISADVANTAGE YOUTH				
PERSONNEL SERVICES	59,312	32,705	110,057	20,800
FRINGE BENEFITS	10,145	7,616	35,146	11,798
SUPPLIES	41,858	14,578	32,069	217,569
OTHER SERVICES	-177,056	-	167,556	-
TOTAL - AT RISK DISADVANTAGE YOUTH	-65,741	54,900	344,828	250,167
TOTAL - AT RISK DISADVANTAGE YOUTH	-65,741	54,900	344,828	250,167
TOTAL NON APPROPRIATED FUNDS	386,933	736,586	1,019,369	1,001,223

Department of Labor

BY FUND TYPE	Personnel Services	Fringe Benefits	Supplies	Other Svcs. Chrgs.	Utilities	Capital Outlays	Miscellaneous	Total
APPROPRIATED FUNDS								
GENERAL FUND								
GENERAL FUND	2,761,907	835,616	66,712	575,588	127,719	-	-	4,367,542
TOTAL - GENERAL FUND	2,761,907	835,616	66,712	575,588	127,719	-	-	4,367,542
PROPRIETARY								
GOVERNMENT INSURANCE FUND	400,534	169,388	106,140	565,991	100,000	-	-	1,342,053
TOTAL - PROPRIETARY	400,534	169,388	106,140	565,991	100,000	-	-	1,342,053
TOTAL APPROPRIATED FUNDS	3,162,441	1,005,004	172,852	1,141,579	227,719	-	-	5,709,595
NON APPROPRIATED FUNDS								
GENERAL FUND								
INDIRECT COST	260,443	122,924	60,000	284,483	-	23,206	-	751,056
AT RISK DISADVANTAGE YOUTH	20,800	11,798	-	217,569	-	-	-	250,167
TOTAL - GENERAL FUND	281,243	134,722	60,000	502,052	-	23,206	-	1,001,223
TOTAL NON APPROPRIATED FUNDS	281,243	134,722	60,000	502,052	-	23,206	-	1,001,223
TOTAL - DEPARTMENT OF LABOR	3,443,684	1,139,726	232,852	1,643,631	227,719	23,206	-	6,710,818

Federal Funds

BY BUDGET CATEGORY

	FY2015 Expenditure	FY 2016 Grant Award	FY2016 Appropriation	FY2017 Recommendation
FEDERAL FUNDS				
PERSONNEL SERVICES	2,641,171	2,994,479	-	3,115,776
FRINGE BENEFITS	1,116,155	1,314,303	-	1,415,540
SUPPLIES	115,639	75,440	-	81,381
OTHER SVS. & CHGS.	3,333,784	2,265,420	-	2,245,902
UTILITIES	44,000	39,977	-	18,918
CAPITAL OUTLAYS	50,922	-	-	10,000
TOTAL FEDERAL FUNDS	7,301,671	6,689,619.00	-	6,887,517

Government of the Virgin Islands
Listing of Federal Grants - 2017

CFDA NO.	GOVERNMENT ENTITY Federal Grantor Grant Description Type of Assistance	MATCH RATIO FEDERAL/LOCAL or 100% FEDERAL	FY 2015	FY 2016		FY 2017		LOCAL MATCH AND/OR MOE FUNDS	GRANT PERIOD	FOOT NOTE
			ACTUAL	PRIOR YEAR(S) GRANT AWARDS BALANCE BROUGHT FORWARD	ESTIMATED	TOTAL ESTIMATED EXPENDITURE	GRANT AWARD(S) CARRYFORWARD BALANCE			
ORG 370 DEPARTMENT OF LABOR										
U.S. Department of Labor										
17.002	LABOR FORCE STATISTICS <i>PROJECT / DISSEMINATION OF TECHNICAL INFORMATION</i>	100%	283,057	-	339,831	339,831	-	339,832	-	10/01/16-09/30/17
17.005	COMPENSATION AND WORKING CONDITIONS <i>PROJECT / DISSEMINATION OF TECHNICAL INFORMATION</i>	100%	47,729	-	51,550	51,550	-	56,857	-	10/01/16-09/30/17
17.207	EMPLOYMENT SERVICE/WAGNER-PEYSER FUNDED ACTIVITIES <i>FORMULA / PROJECT - WAGNER-PEYSER ACT</i>	100%	1,178,587	1,611,835	1,391,270	2,032,258	970,847	1,316,559	-	07/01/16-09/30/19
17.225	UNEMPLOYMENT INSURANCE <i>FORMULA / DIRECT PAYMENTS WITH UNRESTRICTED USE</i>	100%	3,599,151	3,521,500	1,483,068	4,890,069 *	-	2,553,176	-	10/01/16-12/31/19 A,B
17.258	WIA ADULT PROGRAM <i>FORMULA - WIA-ADULT PROGRAM</i>	100%	207,434	164,046	517,249	438,653	242,642	767,016	-	07/01/16-06/30/19
17.259	WIA YOUTH ACTIVITIES <i>FORMULA - WIA FORMULA YOUTH</i>	100%	742,242	680,559	546,779	798,709	428,629	549,214	-	04/01/16-06/30/19
17.271	WORK OPPORTUNITY TAX CREDIT PROGRAM <i>FORMULA - WOTC</i>	100%	22,430	19,016	3,926	9,609	13,333	18,482	-	07/01/16-09/30/19
17.273	TEMPORARY LABOR CERTIFICATION FOR FOREIGN WORKERS <i>FORMULA / PROVISION OF SPECIALIZED SERVICES / FEDERAL EMPLOYMENT</i>	100%	62,723	92,933	-	92,933 *	-	71,564	-	07/01/16-09/30/19 C
17.278	WIA DISLOCATED WORKERS <i>FORMULA / PROJECT - WIA-DISLOCATED WORKERS</i>	100%	985,410	1,071,310	1,033,051	1,272,139	832,222	875,117	-	07/01/16-06/30/19
17.281	DISABLED WORKER NATIONAL RESERVE FOR WIOA <i>PROJECT - NATIONAL EMERGENCY GRANTS</i>	100%	-	-	27,374	27,374	-	-	-	07/01/15-06/30/18
17.503	OCCUPATIONAL SAFETY AND HEALTH STATE PI <i>PROJECT - STATE PLAN GRANT AWARDS</i>	28%/72%	157,450	-	195,700	195,700	-	195,700	-	10/01/16-09/30/17
17.801	DISABLED VETERANS' OUTREACH PROGRAM <i>FORMULA - DVOP</i>	100%	15,458	67,891	144,000	169,000	-	144,000	-	07/01/16-09/30/19
Sub-Total			7,301,671	7,229,090	5,733,798	10,317,825	2,487,673	6,887,517	-	
TOTAL ORG 370 DEPARTMENT OF LABOR			7,301,671	7,229,090	5,733,798	10,317,825	2,487,673	6,887,517	-	

FY 2017 Listing of Federal Grants Footnotes:

A* The grant balance of \$1,465,796 will support Personnel of \$585,470 and Fringe Benefits of \$250,033 in FY 2016

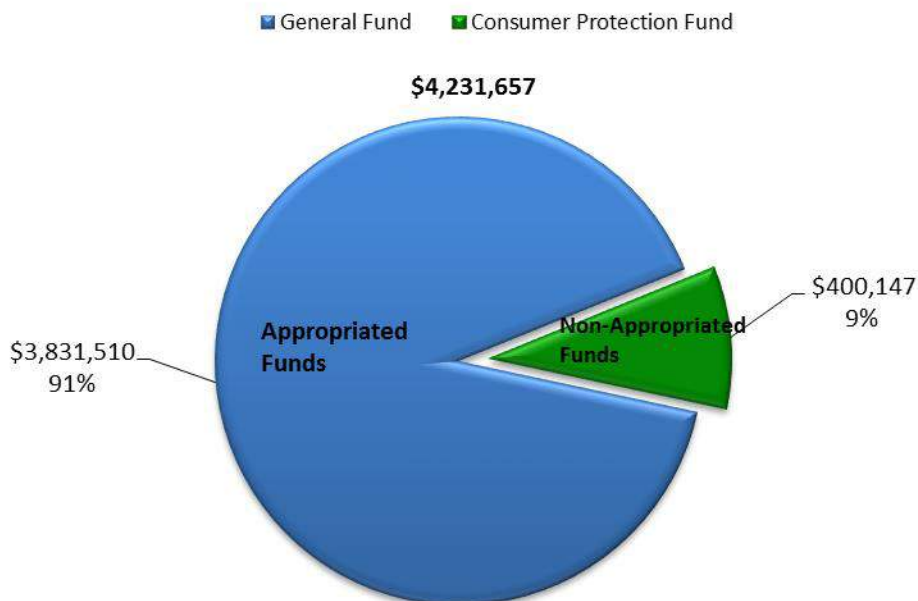
B* The grant balance of \$250,573 will support Personnel of \$51,850 and Fringe Benefits of \$24,799 in FY 2016

C* The grant balance of \$68,177 will support Personnel of \$27,960 and Fringe Benefits of \$15,709 in FY 2016



DEPARTMENT OF LICENSING AND CONSUMER AFFAIRS

Boards and Commissions
Office of the Commissioner
Legal Unit
Licensing
Administrative and Business Management
Consumer
Weights and Measures



Department of Licensing and Consumer Affairs

Activity 38000 Boards and Commissions

Functional Statement

The Boards and Commissions office provides administrative, budgetary, and clerical assistance to nine (9) professional boards under the jurisdiction of the Department of Licensing and Consumer Affairs.

	ACTUAL		BUDGETED 2016	RECOMMENDATION 2017
	2014	2015		
38000 BOARDS AND COMMISSIONS				
APPROPRIATED FUNDS				
GENERAL FUND				
PERSONNEL SERVICES	208,150	144,200	162,272	457,195
FRINGE BENEFITS	91,242	64,768	75,890	157,817
TOTAL - GENERAL FUND	299,392	208,968	238,162	615,013
PUBLIC SERVICE COMM REVOLVING				
PERSONNEL SERVICES	930,993	912,510	919,750	942,350
FRINGE BENEFITS	351,294	359,881	371,380	366,864
SUPPLIES	51,956	41,842	57,000	46,800
OTHER SERVICES	1,128,129	553,664	341,246	373,371
UTILITY SERVICES	42,614	34,683	45,300	43,500
CAPITAL PROJECTS	58,078	80,693	19,000	9,200
TOTAL - PUBLIC SERVICE COMM RE	2,563,065	1,983,273	1,753,675	1,782,084
TOTAL APPROPRIATED FUNDS	2,862,457	2,192,241	1,991,837	2,397,097
TOTAL - 38000 BOARDS AND COMMISSIONS	2,862,457	2,192,241	1,991,837	2,397,097
FTE REQUIRED			24.00	

Activity 38010 Office of the Commissioner

	ACTUAL		BUDGETED 2016	RECOMMENDATION 2017
	2014	2015		
38010 ADM AND BUS MANAGEMENT				
APPROPRIATED FUNDS				
GENERAL FUND				
PERSONNEL SERVICES	121,645	212,226	282,280	343,538
FRINGE BENEFITS	44,093	84,633	108,939	132,195
TOTAL - GENERAL FUND	165,738	296,859	391,219	475,733
TOTAL APPROPRIATED FUNDS	165,738	296,859	391,219	475,733
TOTAL - 38010 ADM AND BUS MANAGEMENT	165,738	296,859	391,219	475,733
FTE REQUIRED			6.00	

Activity 38020 General Counsel

	ACTUAL		BUDGETED 2016	RECOMMENDATION 2017
	2014	2015		
38020 GENERAL COUSEL				
APPROPRIATED FUNDS				
GENERAL FUND				
PERSONNEL SERVICES	150,578	131,346	115,000	205,000
FRINGE BENEFITS	56,440	49,736	39,568	66,094
TOTAL - GENERAL FUND	207,017	181,082	154,568	271,094
TOTAL APPROPRIATED FUNDS	207,017	181,082	154,568	271,094
TOTAL - 38020 GENERAL COUSEL	207,017	181,082	154,568	271,094
FTE REQUIRED			3.00	

Activity 38100 Licensing

Functional Statement

The Division of Licensing is responsible for issuing business licenses in the Virgin Islands, collection of license fees, educating the public, and enforcement of all laws relating to such businesses, except when these powers are conferred on another agency or person by law.

	ACTUAL		BUDGETED 2016	RECOMMENDATION 2017
	2014	2015		
38100 LICENSING				
APPROPRIATED FUNDS				
GENERAL FUND				
PERSONNEL SERVICES	648,833	619,275	931,689	696,039
FRINGE BENEFITS	310,744	321,754	419,694	328,543
TOTAL - GENERAL FUND	959,578	941,029	1,351,383	1,024,582
TOTAL APPROPRIATED FUNDS	959,578	941,029	1,351,383	1,024,582
TOTAL - 38100 LICENSING	959,578	941,029	1,351,383	1,024,582
FTE REQUIRED			20.00	

Activity 38200 Consumer Protection

Functional Statement

The Consumer Protection Unit is responsible for development and implementation of community activities to inform the public, address consumer complaints and monitor businesses for compliance with consumer protection laws.

	ACTUAL		BUDGETED 2016	RECOMMENDATION 2017
	2014	2015		
38200 CONSUMER PROTECTION				
NON APPROPRIATED FUNDS				
CONSUMER PROTECTION				
PERSONNEL SERVICES	-	-	-	46,067
FRINGE BENEFITS	-	3,979.00	-	29,367
SUPPLIES	16,688.16	44,356.31	-	36,500
OTHER SERVICES	148,673.44	207,461.48	-	268,213
CAPITAL PROJECTS	9,898.01	67,943.52	-	20,000
TOTAL - CONSUMER PROTECTION	175,260	323,740	437,519	400,147
TOTAL NON APPROPRIATED FUNDS	175,260	323,740	-	400,147
TOTAL - 38200 CONSUMER PROTECTION	175,260	323,740	437,519	400,147
FTE REQUIRED			2.00	

Activity 38400 Administration and Business Management

	ACTUAL		BUDGETED 2016	RECOMMENDATION 2017
	2014	2015		
38400 ADMIN AND BUS MANAGEMENT				
APPROPRIATED FUNDS				
GENERAL FUND				
PERSONNEL SERVICES	167,309	154,915	163,112	169,192
FRINGE BENEFITS	68,703	67,078	75,074	72,259
SUPPLIES	24,820	16,697	20,000	20,000
OTHER SERVICES	498,412	433,416	310,600	493,908
UTILITY SERVICES	99,176	95,508	72,500	86,000
CAPITAL PROJECTS	136,322	48,569	-	40,000
TOTAL - GENERAL FUND	994,741	816,184	641,286	881,359
TOTAL APPROPRIATED FUNDS	994,741	816,184	641,286	881,359
TOTAL - 38400 ADMIN AND BUS MANAGEMENT	994,741	816,184	641,286	881,359
FTE REQUIRED			3.00	

Activity 38500 Consumer Affairs

		ACTUAL		BUDGETED	RECOMMENDATION
		2014	2015	2016	2017
38500	CONSUMER AFFAIRS				
APPROPRIATED FUNDS					
GENERAL FUND					
	PERSONNEL SERVICES	175,178	160,865	168,396	206,754
	FRINGE BENEFITS	86,974	77,290	88,565	97,387
	TOTAL - GENERAL FUND	262,152	238,156	256,961	304,141
	TOTAL APPROPRIATED FUNDS	262,152	238,156	256,961	304,141
TOTAL - 38500	CONSUMER AFFAIRS	262,152	238,156	256,961	304,141
	FTE REQUIRED			6.00	

Activity 38510 Weights and Measures

Functional Statement

The Weights and Measures unit is responsible for establishing measurement standards and for ensuring that all commercial weighing and measuring devices used in the Territory are accurate. It also enforces all laws and regulations pertaining to weights and measures such as food freshness, net contents of packaged goods, advertising practices, and unit pricing.

		ACTUAL		BUDGETED	RECOMMENDATION
		2014	2015	2016	2017
38510	WEIGHTS AND MEASURES				
APPROPRIATED FUNDS					
GENERAL FUND					
	PERSONNEL SERVICES	138,249	127,866	132,981	175,998
	FRINGE BENEFITS	58,878	59,708	69,443	83,590
	TOTAL - GENERAL FUND	197,127	187,574	202,424	259,588
	TOTAL APPROPRIATED FUNDS	197,127	187,574	202,424	259,588
TOTAL - 38510	WEIGHTS AND MEASURES	197,127	187,574	202,424	259,588
	FTE REQUIRED			5.00	

Licensing and Consumer Affairs

BY ACTIVITY	ACTUAL		BUDGETED	RECOMMENDATION
	2014	2015	2016	2017
APPROPRIATED FUNDS				
GENERAL FUND				
BOARDS AND COMMISSIONS	299,392	208,968	238,162	615,013
ADM AND BUS MANAGEMENT	165,738	296,859	391,219	475,733
GENERAL COUSEL	207,017	181,082	154,568	271,094
LICENSING	959,578	941,029	1,351,383	1,024,582
ADMIN AND BUS MANAGEMENT	994,741	816,184	641,286	881,359
CONSUMER AFFAIRS	262,152	238,156	256,961	304,141
WEIGHTS AND MEASURES	197,127	187,574	202,424	259,588
TOTAL - GENERAL FUND	3,085,744	2,869,851	3,236,003	3,831,510
PUBLIC SERVICE COMM REVOLVING				
BOARDS AND COMMISSIONS	2,563,065	1,983,273	1,753,675	1,782,084
TOTAL - PUBLIC SERVICE COMM REVOLV	2,563,065	1,983,273	1,753,675	1,782,084
TOTAL APPROPRIATED FUNDS	5,648,809	4,853,124	4,989,678	5,613,594
NON APPROPRIATED FUNDS				
CONSUMER PROTECTION				
CONSUMER PROTECTION	175,260	323,740	437,519	400,147
TOTAL - CONSUMER PROTECTION	175,260	323,740	437,519	400,147
TOTAL NON APPROPRIATED FUNDS	175,260	323,740	437,519	400,147
TOTAL - LICENSING & CONSUMER AFFAIRS	5,824,069	5,176,864	5,427,197	6,013,742

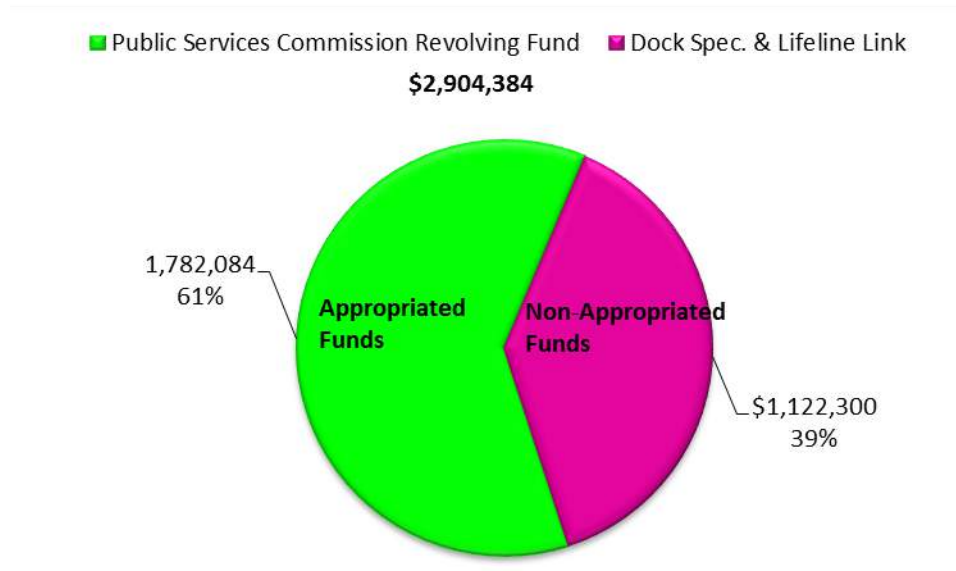
BY BUDGET CATEGORY	ACTUALS		BUDGETED	RECOMMENDATION
	2014	2015	2016	2017
APPROPRIATED FUNDS				
GENERAL FUND				
PERSONNEL SERVICES	1,609,941	1,550,694	1,955,730	2,253,716
FRINGE BENEFITS	717,073	724,967	877,173	937,886
SUPPLIES	24,820	16,697	20,000	20,000
OTHER SERVICES	498,412	433,416	310,600	493,908
UTILITY SERVICES	99,176	95,508	72,500	86,000
CAPITAL PROJECTS	136,322	48,569	-	40,000
TOTAL - GENERAL FUND	3,085,744	2,869,851	3,236,003	3,831,510
PUBLIC SERVICE COMM REVOLVING				
PERSONNEL SERVICES	930,993	912,510	919,750	942,350
FRINGE BENEFITS	351,294	359,881	371,380	366,864
SUPPLIES	51,956	41,842	57,000	46,800
OTHER SERVICES	1,128,129	553,664	341,246	373,371
UTILITY SERVICES	42,614	34,683	45,300	43,500
CAPITAL PROJECTS	58,078	80,693	19,000	9,200
TOTAL - PUBLIC SERVICE COMM REVOLVING	2,563,065	1,983,273	1,753,675	1,782,084
TOTAL APPROPRIATED FUNDS	5,648,809	4,853,124	4,989,678	5,613,594
NON APPROPRIATED FUNDS				
CONSUMER PROTECTION				
PERSONNEL SERVICES	-	-	46,067	46,067
FRINGE BENEFITS	-	3,979	29,220	29,367
SUPPLIES	16,688	44,356	39,079	36,500
OTHER SERVICES	148,673	207,461	303,153	268,213
CAPITAL PROJECTS	9,898	67,944	20,000	20,000
TOTAL - CONSUMER PROTECTION	175,260	323,740	437,519	400,147
TOTAL - CONSUMER PROTECTION	175,260	323,740	437,519	400,147
TOTAL NON APPROPRIATED FUNDS	175,260	323,740	437,519	400,147

Department of Licensing and Consumer Affairs

BY FUND TYPE	Personnel Services	Fringe Benefits	Supplies	Other Svcs. Chrgs.	Utilities	Capital Outlays	Miscellaneous	Total
APPROPRIATED FUNDS								
GENERAL FUND								
GENERAL FUND	2,253,716	937,886	20,000	493,908	86,000	40,000	-	3,831,510
TOTAL - GENERAL FUND	2,253,716	937,886	20,000	493,908	86,000	40,000	-	3,831,510
PROPRIETARY								
PUBLIC SERVICE COMM REVOLVING	942,350	366,864	46,800	373,371	43,500	9,200	-	1,782,084
TOTAL - PROPRIETARY	942,350	366,864	46,800	373,371	43,500	9,200	-	1,782,084
TOTAL APPROPRIATED FUNDS	3,196,066	1,304,750	66,800	867,279	129,500	49,200	-	5,613,594
NON APPROPRIATED FUNDS								
GENERAL FUND								
CONSUMER PROTECTION	46,067	29,367	36,500	268,213	-	20,000	-	400,147
TOTAL - GENERAL FUND	46,067	29,367	36,500	268,213	-	20,000	-	400,147
TOTAL NON APPROPRIATED FUNDS	46,067	29,367	36,500	268,213	-	20,000	-	400,147
TOTAL - LICENSING & CONSUMER AFFAIRS	3,242,133	1,334,117	103,300	1,135,492	129,500	69,200	-	6,013,742



PUBLIC SERVICES COMMISSION



Virgin Islands Public Services Commission

Activity 38000 Public Services Commission

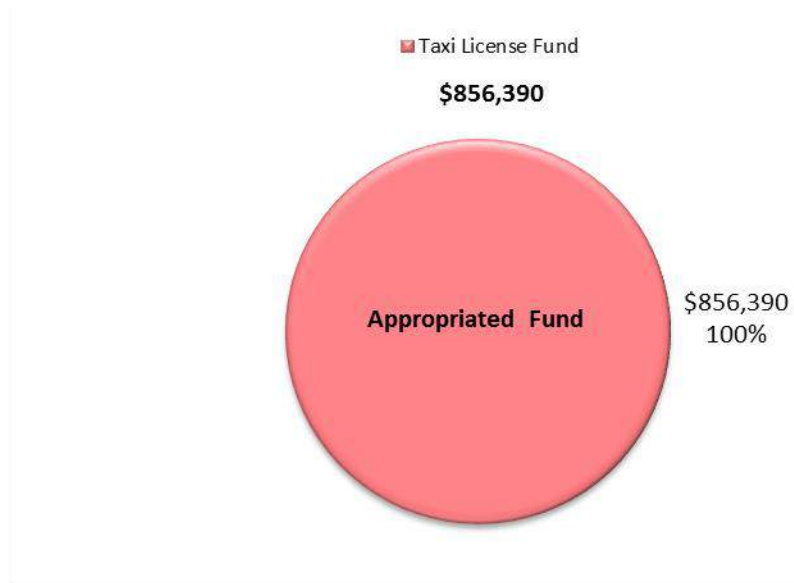

Functional Statement

The Public Service Commission regulates the electric power service, water supply service, except retail deliveries, telephone service, public marine passenger transportation services operating under a government grant of exclusive franchise, cable television service, with limitations and waste management services. It ensures that consumers receive safe and reliable utility service at reasonable rates and with the least adverse effect on the environment.

- **Activity 38000 is reported under the Department of Licensing and Consumer Affairs**



TAXICAB COMMISSION



Taxicab Commission

Activity 48000 Taxicab Commission

		<u>ACTUAL</u>		BUDGETED	RECOMMENDATION
		2014	2015	2016	2017
48000	TAXICAB COMMISSION				
APPROPRIATED FUNDS					
TAXI REVOLVING FUND					
	PERSONNEL SERVICES	325,856	316,717	329,854	513,500
	FRINGE BENEFITS	136,436	128,631	150,690	229,767
	SUPPLIES	18,891	18,917	18,000	30,224
	OTHER SERVICES	19,727	23,917	41,000	82,900
	TOTAL - TAXI REVOLVING FUND	500,910	488,181	539,544	856,391
	TOTAL APPROPRIATED FUNDS	500,910	488,181	539,544	856,391
TOTAL - 48000	TAXICAB COMMISSION	500,910	488,181	539,544	856,391
	FTE REQUIRED			14.00	

Virgin Islands Taxicab Commission

		<u>ACTUAL</u>		BUDGETED	RECOMMENDATION
		2014	2015	2016	2017
BY ACTIVITY					
APPROPRIATED FUNDS					
TAXI REVOLVING FUND					
	TAXICAB COMMISSION	500,910	488,181	539,544	856,391
	TOTAL - TAXI REVOLVING FUND	500,910	488,181	539,544	856,391
	TOTAL APPROPRIATED FUNDS	500,910	488,181	539,544	856,391
TOTAL - VIRGIN ISLANDS TAXICAB COMMISS		500,910	488,181	539,544	856,391

		<u>ACTUALS</u>		BUDGETED	RECOMMENDATION
		2014	2015	2016	2017
BY BUDGET CATEGORY					
APPROPRIATED FUNDS					
TAXI REVOLVING FUND					
	PERSONNEL SERVICES	325,856	316,717	329,854	513,500
	FRINGE BENEFITS	136,436	128,631	150,690	229,767
	SUPPLIES	18,891	18,917	18,000	30,224
	OTHER SERVICES	19,727	23,917	41,000	82,900
	TOTAL - TAXI REVOLVING FUND	500,910	488,181	539,544	856,391
	TOTAL APPROPRIATED FUNDS	500,910	488,181	539,544	856,391

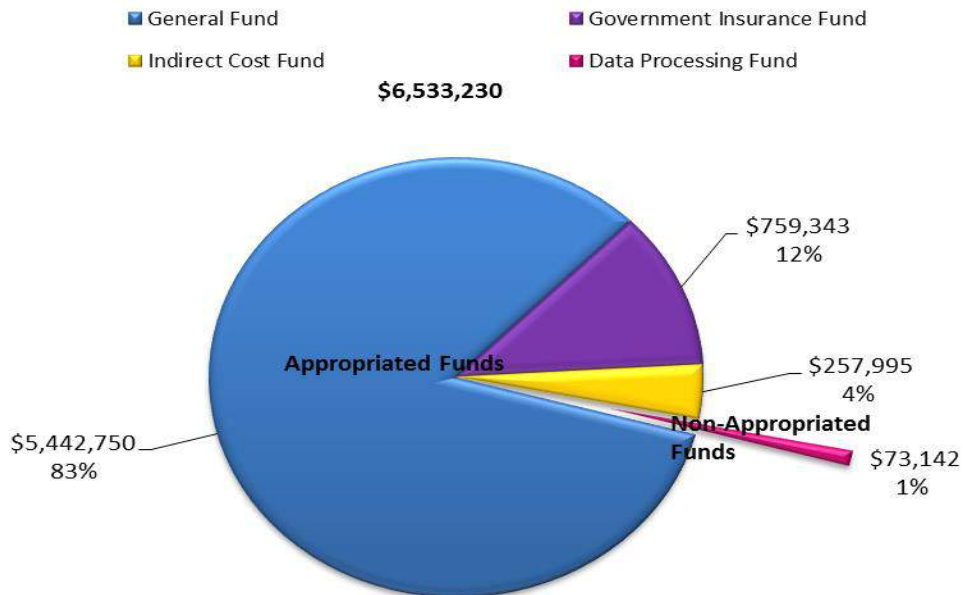
Virgin Islands Taxicab Commission

BY FUND TYPE	Personnel Services	Fringe Benefits	Supplies	Other Svcs. Chrgs.	Utilities	Capital Outlays	Miscellaneous	Total
APPROPRIATED FUNDS								
GENERAL FUND								
TAXI REVOLVING FUND	513,500	229,767	30,224	82,900	-	-	-	856,391
TOTAL - GENERAL FUND	513,500	229,767	30,224	82,900	-	-	-	856,391
TOTAL APPROPRIATED FUNDS	513,500	229,767	30,224	82,900	-	-	-	856,391
TOTAL - VIRGIN ISLANDS TAXICAB COMMISS	513,500	229,767	30,224	82,900	-	-	-	856,391



DEPARTMENT OF FINANCE

- Office of the Commissioner
- Board of Tax Review
- Departmental Business Office
- Accounting Administration
- Accounts Payable
- General Ledger and Federal Programs Unit
- Treasury Director's Office
- Revenue Collections
- Enforcement
- Disbursement
- Reconciliation and Audit Activity Center
- Government Insurance Fund
- Management Information System (Administration)
- System Administration
- Computer Operations
- Help Desk
- Payroll
- Reporting and Audit Assurance (Administration)
- Financial Reporting
- Internal Audit



Department of Finance

Activity 39100 Accounting Administration

Functional Statement

The Accounting Administration Unit administers and supervises the Accounting Activity Centers, including the Federal Programs Unit, which monitors and supports processing and distributing federal grant funds obtained by the Government of the Virgin Islands.

	ACTUAL		BUDGETED 2016	RECOMMENDATION 2017
	2014	2015		
39000 OFFICE OF COMMISSIONER				
APPROPRIATED FUNDS				
GENERAL FUND				
PERSONNEL SERVICES	172,420	257,503	457,331	490,331
FRINGE BENEFITS	62,206	88,642	133,115	149,211
SUPPLIES	11,460	29,849	35,327	35,400
OTHER SERVICES	20,533	15,113	45,000	45,000
TOTAL - GENERAL FUND	266,619	391,108	670,773	719,942
GOVERNMENT INSURANCE FUND				
PERSONNEL SERVICES	281,517	287,855	379,298	428,042
FRINGE BENEFITS	124,039	123,227	151,013	151,616
SUPPLIES	33,770	12,664	50,000	41,000
OTHER SERVICES	43,145	51,640	110,994	117,185
UTILITY SERVICES	20,000	-	20,000	20,000
CAPITAL PROJECTS	-	-	4,000	1,500
TOTAL - GOVERNMENT INSURANCE	502,471	475,386	715,305	759,343
TOTAL APPROPRIATED FUNDS	769,090	866,493	1,386,078	1,479,285
TOTAL - 39000 OFFICE OF COMMISSIONER	769,090	866,493	1,386,078	1,479,285
FTE REQUIRED			15.00	

Activity 39110 Accounts Payable

Functional Statement

The Accounts Payable Unit is responsible for pre-audit and data entry of all vendor payment documents, files, paid documents and researching inquiries from vendors.

	ACTUAL		BUDGETED 2016	RECOMMENDATION 2017
	2014	2015		
39010 OFF OF TAX APPEALS				
APPROPRIATED FUNDS				
GENERAL FUND				
PERSONNEL SERVICES	205,496	177,139	274,903	205,935
FRINGE BENEFITS	79,789	67,555	99,242	92,559
SUPPLIES	727	631	4,500	11,000
OTHER SERVICES	1,625	15,857	12,500	13,000
TOTAL - GENERAL FUND	287,637	261,182	391,145	322,494
TOTAL APPROPRIATED FUNDS	287,637	261,182	391,145	322,494
TOTAL - 39010 OFF OF TAX APPEALS	287,637	261,182	391,145	322,494
FTE REQUIRED			4.00	

Activity 39120 General Ledger

Functional Statement

The General Ledger Section administers appropriations and fund accounts; reports financial transactions of the Government from appropriate general ledgers; produces financial reports; prepares vendor payment documents for instrumentalities, inter-fund transfers, establishment of petty cash and imprest funds; and maintains records for bonded and long-term indebtedness. This Unit also assists with the preparation of the unaudited financial statements of the Government of the Virgin Islands, performs pre-audit functions and data entry of all vendor payments disbursed from federal funds.

This section also reconciles and monitors activities of all federal grants awarded to the Government of the Virgin Islands.

		ACTUAL		BUDGETED	RECOMMENDATION
		2014	2015	2016	2017
39020	DEPT BUSINESS OFFICE				
APPROPRIATED FUNDS					
GENERAL FUND					
	PERSONNEL SERVICES	44,154	47,227	47,115	55,615
	FRINGE BENEFITS	10,239	12,121	13,305	13,955
	SUPPLIES	21,863	42,754	65,103	84,637
	OTHER SERVICES	494,650	486,752	671,000	655,150
	UTILITY SERVICES	676,397	527,558	750,000	667,000
	TOTAL - GENERAL FUND	1,247,303	1,116,412	1,546,523	1,476,357
	TOTAL APPROPRIATED FUNDS	1,247,303	1,116,412	1,546,523	1,476,357
TOTAL - 39020	DEPT BUSINESS OFFICE	1,247,303	1,116,412	1,546,523	1,476,357
	FTE REQUIRED			1.00	
				DEPT BUSINESS OFFICE	

Activity 39200 Treasury Director's Office

Functional Statement

The Treasury Director's Office administers and implements the Government's cash management policies, manages the day-to-day operations and provides administrative support for all activities within the Treasury Division.

		ACTUAL		BUDGETED	RECOMMENDATION
		2014	2015	2016	2017
39200	DIRECTORS OFFICE				
APPROPRIATED FUNDS					
GENERAL FUND					
	PERSONNEL SERVICES	45,757	54,969	185,057	158,860
	FRINGE BENEFITS	21,291	23,103	52,220	92,498
	SUPPLIES	-	-	2,050	3,000
	OTHER SERVICES	21,894	300	4,000	34,000
	TOTAL - GENERAL FUND	88,942	78,372	243,327	288,358
	TOTAL APPROPRIATED FUNDS	88,942	78,372	243,327	288,358
TOTAL - 39200	DIRECTORS OFFICE	88,942	78,372	243,327	288,358
	FTE REQUIRED			3.00	
				DIRECTORS OFFICE	

Activity 39220 Revenue Collections

Functional Statement

The Revenue Collections Unit is responsible for timely and accurate collecting, depositing and reporting of revenues. This section also administers fund transfers between the Federal Government and the Government of the Virgin Islands.

	ACTUAL		BUDGETED 2016	RECOMMENDATION 2017
	2014	2015		
39220 REVENUE COLLECTION				
APPROPRIATED FUNDS				
GENERAL FUND				
OTHER SERVICES	1,545,400	46,254	-	-
TOTAL - GENERAL FUND	1,545,400	46,254	-	-
TOTAL APPROPRIATED FUNDS	1,545,400	46,254	-	-
TOTAL - 39220 REVENUE COLLECTION	1,545,400	46,254	-	-

Activity 39250 Disbursement

Functional Statement

The Disbursement Unit disseminates and mails all vendor payment checks.

	ACTUAL		BUDGETED 2016	RECOMMENDATION 2017
	2014	2015		
39250 DISBURSEMENT				
APPROPRIATED FUNDS				
GENERAL FUND				
PERSONNEL SERVICES	43,744	43,309	45,633	61,915
FRINGE BENEFITS	15,994	16,801	18,313	19,726
SUPPLIES	430	-	-	1,500
OTHER SERVICES	48,823	62,305	83,500	64,500
TOTAL - GENERAL FUND	108,990	122,415	147,446	147,641
TOTAL APPROPRIATED FUNDS	108,990	122,415	147,446	147,641
TOTAL - 39250 DISBURSEMENT	108,990	122,415	147,446	147,641
FTE REQUIRED			1.00	
DISBURSEMENT				

Activity 39260 Reconcilements and Audit

Functional Statement

The Reconciliation and Audit Unit reconciles and performs audits of all revenue collection and banking transactions of the Government of the Virgin Islands. This section also compiles and issues revenue reports; certifies, trains and audits Government collectors; processes dishonored checks; affidavits for lost checks and affidavits for checks for deceased employees; maintains files of cancelled checks; and posts revenues to the Enterprise Resource Planning (ERP) system.

		ACTUAL		BUDGETED	RECOMMENDATION
		2014	2015	2016	2017
39260	RECONCILEMENT				
APPROPRIATED FUNDS					
GENERAL FUND					
	PERSONNEL SERVICES	352,557	325,318	209,253	426,153
	FRINGE BENEFITS	122,040	114,372	74,892	128,666
	SUPPLIES	3,835	7,040	10,000	8,000
	OTHER SERVICES	350	-	3,500	4,000
	TOTAL - GENERAL FUND	478,783	446,731	297,645	566,819
	TOTAL APPROPRIATED FUNDS	478,783	446,731	297,645	566,819
TOTAL - 39260	RECONCILEMENT	478,783	446,731	297,645	566,819
	FTE REQUIRED			6.00	
	RECONCILEMENT				

Activity 39000 Government Insurance Fund

Functional Statement

The Government Insurance Fund Section provides insurance coverage to employees with liabilities and ensures compensation for job accidents when employees are entitled to medical and vocational care, as well as restoring appropriate wages. This section also administers an Uninsured Claims Fund to compensate for uninsured employer's expenses.

Activity 39400 Administration

		ACTUAL		BUDGETED	RECOMMENDATION
		2014	2015	2016	2017
39400	ADMINISTRATION				
APPROPRIATED FUNDS					
GENERAL FUND					
	PERSONNEL SERVICES	171,690	181,709	191,500	147,500
	FRINGE BENEFITS	57,042	60,903	68,008	51,765
	SUPPLIES	82,860	49,180	53,800	60,549
	OTHER SERVICES	65,365	45,472	69,670	74,500
	CAPITAL PROJECTS	-	8,885	82,000	37,000
	TOTAL - GENERAL FUND	376,957	346,148	464,978	371,314
INDIRECT COST					
	CAPITAL PROJECTS	-	-	-	35,000
	TOTAL - INDIRECT COST	-	-	-	35,000
	TOTAL APPROPRIATED FUNDS	376,957	346,148	464,978	406,314
TOTAL - 39400	ADMINISTRATION	376,957	346,148	464,978	406,314
	FTE REQUIRED			2.00	
	ADMINISTRATION				

Activity 39410 Systems Administration

Functional Statement

The Systems Administration Unit provides technical maintenance and support for the ERP application suite, core systems hardware and operating systems, and transport architecture and technical support for the ERP-user community. (KPIs for this activity center were merged and are part of the composite measure for the Division.)

	ACTUAL		BUDGETED 2016	RECOMMENDATION 2017
	2014	2015		
39410 SYSTEMS PROGRAMMING				
APPROPRIATED FUNDS				
GENERAL FUND				
PERSONNEL SERVICES	140,650	160,415	199,005	113,227
FRINGE BENEFITS	71,105	66,792	87,006	43,665
SUPPLIES	2,496	3,395	10,000	1,000
OTHER SERVICES	13,259	29,934	46,800	46,800
CAPITAL PROJECTS	22,869	91,115	35,000	83,000
TOTAL - GENERAL FUND	250,379	351,650	377,811	287,692
TOTAL APPROPRIATED FUNDS	250,379	351,650	377,811	287,692
TOTAL - 39410 SYSTEMS PROGRAMMING	250,379	351,650	377,811	287,692
FTE REQUIRED SYSTEMS PROGRAMMING			2.00	

Activity 39420 Computer Operations

Functional Statement

The Computer Operations Unit completes all ERP end-user processes. This Unit facilitates and resolves all user issues related to the use and functionality of the ERP. (KPIs for this activity center were merged and are part of the composite measure for the Division.)

	ACTUAL		BUDGETED 2014	RECOMMENDATION	
	2014	2015		2016	2017
39420 COMPUTER OPERATIONS					
APPROPRIATED FUNDS					
GENERAL FUND					
PERSONNEL SERVICES	109,532	107,915	114,277	162,579	
FRINGE BENEFITS	37,364	37,948	41,724	45,742	
SUPPLIES	5,729	-	12,000	29,500	
OTHER SERVICES	10,235	2,647	-	-	
TOTAL - GENERAL FUND	162,859	148,509	168,001	237,821	
TOTAL APPROPRIATED FUNDS	162,859	148,509	168,001	237,821	
NON APPROPRIATED FUNDS					
DATA PROCESSING REVOLVING					
PERSONNEL SERVICES	38,365.00	23,789.87	-	49,000.00	
FRINGE BENEFITS	19,062.66	13,465.27	-	24,143.00	
OTHER SERVICES	-	19,929.00	-	-	
TOTAL - DATA PROCESSING REVOL	57,428	57,184	17,480	73,143	
TOTAL NON APPROPRIATED FUNDS	57,428	57,184	-	73,143	
TOTAL - 39420 COMPUTER OPERATIONS	220,287	205,694	185,481	310,964	
FTE REQUIRED COMPUTER OPERATIONS			3.00		

Activity 39430 Help Desk Services

Functional Statement

The Help Desk Services Unit handles all post-processing services and provides first line support for users. (The functions and activity for this Unit were merged with the other activity centers for the Division. The Measures of the Helpdesk were also merged and are reported as a composite measure for the Division.)

Activity 39500 Payroll

Functional Statement

The Payroll Unit processes Government payroll checks, prepares payroll related tax reports and maintains employees' accrued leave records

		ACTUAL		BUDGETED	RECOMMENDATION
		2014	2015	2016	2017
39500	PAYROLL DIVISION				
APPROPRIATED FUNDS					
GENERAL FUND					
	PERSONNEL SERVICES	186,888	197,814	271,280	281,590
	FRINGE BENEFITS	55,136	62,403	91,561	93,833
	SUPPLIES	-	-	2,300	2,800
	OTHER SERVICES	2,383	-	3,000	6,000
	TOTAL - GENERAL FUND	244,407	260,217	368,141	384,223
	TOTAL APPROPRIATED FUNDS	244,407	260,217	368,141	384,223
TOTAL - 39500	PAYROLL DIVISION	244,407	260,217	368,141	384,223
	FTE REQUIRED			5.00	

Activity 39610 Audit – Financial Reporting

		ACTUAL		BUDGETED	ECOMMENDATION
		2014	2015	2016	2017
39610	AUDIT - FINANCIAL REPORTING				
APPROPRIATED FUNDS					
GENERAL FUND					
	PERSONNEL SERVICES	8,654	7,062	-	-
	FRINGE BENEFITS	9,261	542	-	-
	TOTAL - GENERAL FUND	17,915	7,605	-	-
	TOTAL APPROPRIATED FUNDS	17,915	7,605	-	-
TOTAL - 39610	AUDIT - FINANCIAL REPORTING	17,915	7,605	-	-

Department of Finance

BY ACTIVITY	ACTUAL		BUDGETED	RECOMMENDATION
	2014	2015	2016	2017
APPROPRIATED FUNDS				
GENERAL FUND				
OFFICE OF COMMISSIONER	266,619	391,108	670,773	719,942
OFF OF TAX APPEALS	287,637	261,182	391,145	322,494
DEPT BUSINESS OFFICE	1,247,303	1,116,412	1,546,523	1,476,357
ACCOUNTING ADMINISTRATION	167,558	143,131	173,915	200,640
PREAUDIT CONTROL RESEARCH	108,767	133,515	174,047	190,478
GENERAL LEDGER	145,792	214,333	265,901	248,971
DIRECTORS OFFICE	88,942	78,372	243,327	288,358
REVENUE COLLECTION	1,545,400	46,254	-	-
DISBURSEMENT	108,990	122,415	147,446	147,641
RECONCILEMENT	478,783	446,731	297,645	566,819
ADMINISTRATION	376,957	346,148	464,978	371,314
SYSTEMS PROGRAMMING	250,379	351,650	377,811	287,692
COMPUTER OPERATIONS	162,859	148,509	168,001	237,821
PAYROLL DIVISION	244,407	260,217	368,141	384,223
AUDIT - ADMINISTRATION	50	50	-	-
AUDIT - FINANCIAL REPORTING	17,915	7,605	-	-
AUDIT - INTERNAL AUDIT	-	15,552	-	-
CASINO CONTROL COMMISSION	797,613	601,155	-	-
OTHER REFUNDS	17,795	22,693	-	-
TOTAL - GENERAL FUND	6,313,766	4,707,033	5,289,653	5,442,750
INDIRECT COST				
GENERAL LEDGER	1,891,323	166,095	218,219	222,995
ADMINISTRATION	-	-	-	35,000
TOTAL - INDIRECT COST	1,891,323	166,095	218,219	257,995
GOVERNMENT INSURANCE FUND				
OFFICE OF COMMISSIONER	502,471	475,386	715,305	759,343
TOTAL - GOVERNMENT INSURANCE FUN	502,471	475,386	715,305	759,343
TOTAL APPROPRIATED FUNDS	8,707,560	5,348,513	6,223,177	6,460,088
NON APPROPRIATED FUNDS				
DATA PROCESSING REVOLVING				
COMPUTER OPERATIONS	57,428	57,184	17,480	73,143
TOTAL - DATA PROCESSING REVOLVING	57,428	57,184	17,480	73,143
TOTAL NON APPROPRIATED FUNDS	57,428	57,184	17,480	73,143
TOTAL - DEPARTMENT OF FINANCE	8,764,987	5,405,697	6,240,657	6,533,231

Department of Finance

BY BUDGET CATEGORY	ACTUALS		BUDGETED	RECOMMENDATION
	2014	2015	2016	2017
APPROPRIATED FUNDS				
GENERAL FUND				
PERSONNEL SERVICES	2,400,813	2,380,330	2,413,512	2,564,512
FRINGE BENEFITS	841,975	838,969	869,091	902,902
SUPPLIES	129,400	132,849	197,080	239,386
OTHER SERVICES	2,242,312	727,327	942,970	948,950
UTILITY SERVICES	676,397	527,558	750,000	667,000
CAPITAL PROJECTS	22,869	100,000	117,000	120,000
TOTAL - GENERAL FUND	6,313,766	4,707,033	5,289,653	5,442,750
INDIRECT COST				
PERSONNEL SERVICES	132,383	105,338	156,766	161,318
FRINGE BENEFITS	46,546	42,598	61,453	61,677
OTHER SERVICES	1,712,395	18,158	-	-
CAPITAL PROJECTS	-	-	-	35,000
TOTAL - INDIRECT COST	1,891,323	166,095	218,219	257,995
GOVERNMENT INSURANCE FUND				
PERSONNEL SERVICES	281,517	287,855	379,298	428,042
FRINGE BENEFITS	124,039	123,227	151,013	151,616
SUPPLIES	33,770	12,664	50,000	41,000
OTHER SERVICES	43,145	51,640	110,994	117,185
UTILITY SERVICES	20,000	-	20,000	20,000
CAPITAL PROJECTS	-	-	4,000	1,500
TOTAL - GOVERNMENT INSURANCE FUND	502,471	475,386	715,305	759,343
TOTAL APPROPRIATED FUNDS	8,707,560	5,348,513	6,223,177	6,460,088
NON APPROPRIATED FUNDS				
DATA PROCESSING REVOLVING				
PERSONNEL SERVICES	38,365	23,790	-	49,000
FRINGE BENEFITS	19,063	13,465	-	24,143
OTHER SERVICES	-	19,929	17,480	-
TOTAL - DATA PROCESSING REVOLVING	57,428	57,184	17,480	73,143
TOTAL - DATA PROCESSING REVOLVING	57,428	57,184	17,480	73,143
TOTAL NON APPROPRIATED FUNDS	57,428	57,184	17,480	73,143

Department of Finance

BY FUND TYPE	Personnel Services	Fringe Benefits	Supplies	Other Svcs. Chrgs.	Utilities	Capital Outlays	Miscellaneous	Total
APPROPRIATED FUNDS								
GENERAL FUND								
GENERAL FUND	2,564,512	902,902	239,386	948,950	667,000	120,000	-	5,442,750
INDIRECT COST	161,318	61,677	-	-	-	35,000	-	257,995
TOTAL - GENERAL FUND	2,725,830	964,579	239,386	948,950	667,000	155,000	-	5,700,745
PROPRIETARY								
GOVERNMENT INSURANCE FUND	428,042	151,616	41,000	117,185	20,000	1,500	-	759,343
TOTAL - PROPRIETARY	428,042	151,616	41,000	117,185	20,000	1,500	-	759,343
TOTAL APPROPRIATED FUNDS	3,153,872	1,116,195	280,386	1,066,135	687,000	156,500	-	6,460,088
NON APPROPRIATED FUNDS								
GENERAL FUND								
DATA PROCESSING REVOLVING	49,000	24,143	-	-	-	-	-	73,143
TOTAL - GENERAL FUND	49,000	24,143	-	-	-	-	-	73,143
TOTAL NON APPROPRIATED FUNDS	49,000	24,143	-	-	-	-	-	73,143
TOTAL - DEPARTMENT OF FINANCE	3,202,872	1,140,338	280,386	1,066,135	687,000	156,500	-	6,533,231

Department of Finance-390
 Financial Summary
 Fiscal Year 2017 Governor's Recommendation
 All Funds - By Activity Center

Description	Personnel Services	Capital Outlay	Fringe Benefits	Supplies	Other Svs. & Chgs.	Utilities	Total
<u>APPROPRIATED FUNDS</u>							
Local Fund							
390 Finance Department							
Caribbean Basin Initiative	-	-	-	-	8,900,000	-	8,900,000
Interest Revenue Fund	-	-	-	-	1,000,000	-	1,000,000
Internal Revenue Matching Fu	-	-	-	-	8,500,000	-	8,500,000
Employees Arbitration Award Fund					1,000,000		1,000,000
Transportation Trust Fund	-	-	-	-	15,800,000	-	15,800,000
Community Facilities Trust Fu	-	-	-	-	1,185,413		1,185,413
St. Croix Capital Improvement Fund					2,000,000		2,000,000
Tourism Advertising Revolving	-	-	-	-	4,500,000		4,500,000
Intest Earned on Debt Service	-	-	-	-	1,100,000	-	1,100,000
Total Local Fund	-	-	-	-	43,985,413	-	43,985,413
<u>NON-APPROPRIATED FUNDS</u>							
Local Funds							
390 Insurance Guaranty Fund	-	-	-	-	12,000,000	-	12,000,000
Total Local Funds	-	-	-	-	12,000,000	-	12,000,000
Federal Funds	-	-	-	-	-	-	-
Total Federal Funds	-	-	-	-	-	-	-
GRAND TOTAL	-	-	-	-	55,985,413	-	55,985,413


Department of Finance-390*
 Three Year Financial Summary
 By Budget Category

	FY2014 Expenditure	FY 2015 Expenditure	FY2016 Projected	FY2017 Recommendation
APPROPRIATED FUNDS				
Caribbean Basin Initiative				
Personnel Services	-	-	-	-
Capital Outlays	-	-	-	-
Fringe Benefits	-	-	-	-
Supplies	-	-	-	-
Other Svs. & Chgs.	8,900,000	7,600,000	8,900,000	8,900,000
Utilities	-	-	-	-
Total Caribbean Basin Initiativ	8,900,000	7,600,000	8,900,000	8,900,000
Interest Revenue Fund				
Personnel Services	-	-	-	-
Capital Outlays	-	-	-	-
Fringe Benefits	-	-	-	-
Supplies	-	-	-	-
Other Svs. & Chgs.	1,000,000	-	1,000,000	1,000,000
Utilities	-	-	-	-
Total Interest Revenue Fund	1,000,000	-	1,000,000	1,000,000
Internal Revenue Matching Fund				
Personnel Services	-	-	-	-
Capital Outlays	-	-	-	-
Fringe Benefits	-	-	-	-
Supplies	-	-	-	-
Other Svs. & Chgs.	75,135,840	19,700,000	23,000,000	8,500,000
Utilities	-	-	-	-
Total Internal Revenue Matchir	75,135,840	19,700,000	23,000,000	8,500,000
Transportation Trust Fund				
Personnel Services	-	-	-	-
Capital Outlays	-	-	-	-
Fringe Benefits	-	-	-	-
Supplies	-	-	-	-
Other Svs. & Chgs.	11,500,000	11,500,000	12,000,000	15,800,000
Utilities	-	-	-	-
Total Transportation Trust Func	11,500,000	11,500,000	12,000,000	15,800,000
Community Facilities Trust Fund				
Personnel Services	-	-	-	-
Capital Outlays	-	-	-	-
Fringe Benefits	-	-	-	-
Supplies	-	-	-	-
Other Svs. & Chgs.	-	331,969	1,185,413	1,185,413
Utilities	-	-	-	-
Total Community Trust Fund	-	331,969	1,185,413	1,185,413

Department of Finance-390*
Three Year Financial Summary
By Budget Category

	FY2014 Expenditure	FY 2015 Expenditure	FY2016 Projected	FY2017 Recommendation
APPROPRIATED FUNDS				
Employees Union Arbit Award Fund				
Personnel Services	-		-	-
Capital Outlays	-		-	-
Fringe Benefits	-		-	-
Supplies	-		-	-
Other Svs. & Chgs.	1,125,000	1,125,000	1,125,000	1,000,000
Utilities	-		-	-
Total Employees Union Arbit Aw	1,125,000	1,125,000	1,125,000	1,000,000
Tourism Advertising Revolving Fund				
Personnel Services	-		-	-
Capital Outlays	-		-	-
Fringe Benefits	-		-	-
Supplies	-		-	-
Other Svs. & Chgs.	-	-	-	4,500,000
Utilities	-		-	-
Total Tourism Advertising Revo	-	-	-	4,500,000
Interest Earned on Debt Service Reserve				
Personnel Services	-		-	-
Capital Outlays	-		-	-
Fringe Benefits	-		-	-
Supplies	-		-	-
Other Svs. & Chgs.	1,100,000	1,100,000	1,100,000	1,100,000
Utilities	-		-	-
Total Interest Earned on Debt S	1,100,000	1,100,000	1,100,000	1,100,000
St. Croix Capital Improvement Fund				
Personnel Services	-		-	-
Capital Outlays	-		-	-
Fringe Benefits	-		-	-
Supplies	-		-	-
Other Svs. & Chgs.	-	-	2,000,000	2,000,000
Utilities	-		-	-
Total St. Croix Capital Improven	-	-	2,000,000	2,000,000
TOTAL APPROPRIATED FUNDS	98,760,840	41,356,969	50,310,413	43,985,413
NON-APPROPRIATED FUNDS				
Insurance Guranty Fund				
Personnel Services	-		-	-
Capital Outlays	-		-	-
Fringe Benefits	-		-	-
Supplies	-		-	-
Other Svs. & Chgs.	25,000,000	11,000,000	18,300,000	12,000,000
Utilities	-		-	-
Total Insurance Guanty Fund	25,000,000	11,000,000	18,300,000	12,000,000
TOTAL NON-APPROPRIATED FUNI	25,000,000	11,000,000	18,300,000	12,000,000
GRAND TOTAL	123,760,840	52,356,969	68,610,413	55,985,413

*Finance is the custodian of these funds.

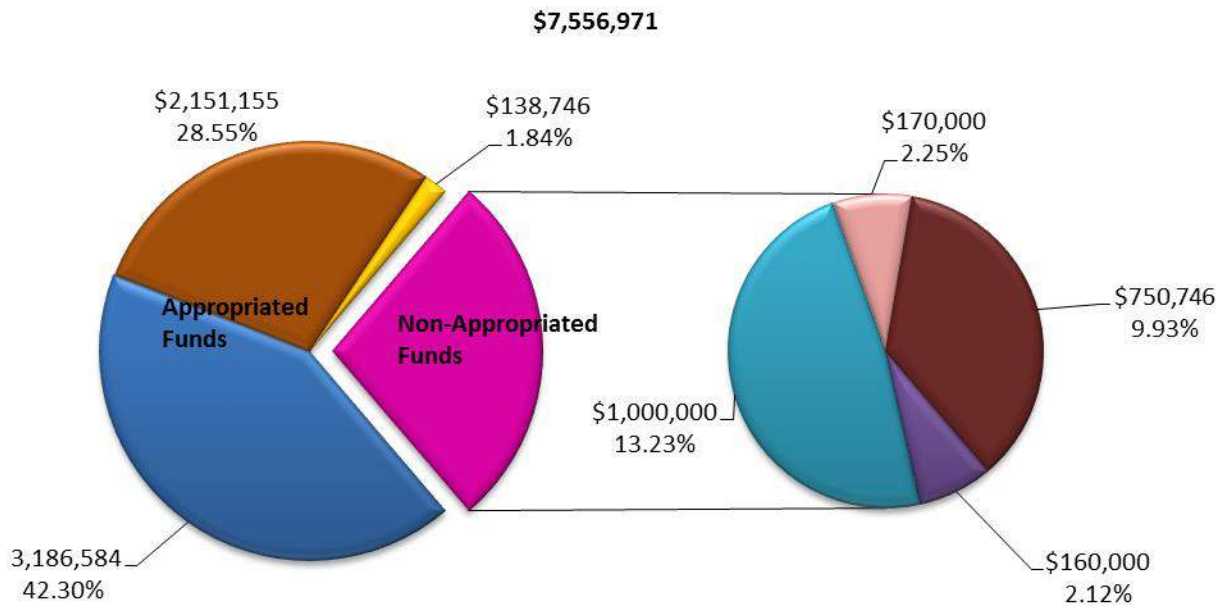


DEPARTMENT OF PROPERTY AND PROCUREMENT

Administration/Commissioner's Office
 Fiscal and Personnel Services
 Purchasing Division
 Contract Administration
 Inventory Control and Sales
 Warehousing and Distribution
 Transportation-Administration
 Central Motor Pool
 Printing Production
 Property Management



- General Fund
- Business & Commercial
- Indierct Cost Fund
- Central Warehouse Revol. Fund
- Gasoline Coupon Fund
- Central Motor Pool Revol. Fund
- Printing Production



Department of Property and Procurement

Activity 60000 Administration/Commissioner's Office

Functional Statement

The Office of the Commissioner supervises all programs under its jurisdiction and provides overall administrative support and guidance to all Divisions to ensure that they are performing in accordance with the Department's mandates.

		ACTUAL		BUDGETED	RECOMMENDATION
		2014	2015	2016	2017
60000	ADMINISTRATION				
APPROPRIATED FUNDS					
GENERAL FUND					
	PERSONNEL SERVICES	622,931	504,859	590,159	602,000
	FRINGE BENEFITS	250,301	193,750	225,064	219,761
	SUPPLIES	154,808	93,496	35,000	5,000
	OTHER SERVICES	544,784	382,615	188,021	75,000
	UTILITY SERVICES	464,629	373,125	345,000	180,773
	TOTAL - GENERAL FUND	2,037,452	1,547,845	1,383,244	1,082,534
BUSINESS & COMMERCIAL PROPERTY					
	PERSONNEL SERVICES	213,152	152,238	213,160	153,874
	FRINGE BENEFITS	400,904	135,531	300,000	150,000
	OTHER SERVICES	52,264	14,627	50,000	100,000
	UTILITY SERVICES	588,121	454,578	809,472	670,050
	MISCELLANEOUS	116,552	328,636	101,876	70,238
	TOTAL - BUSINESS & COMMERCIAL	1,370,994	1,085,610	1,474,508	1,144,162
	TOTAL APPROPRIATED FUNDS	3,408,446	2,633,455	2,857,752	2,226,696
TOTAL - 60000	ADMINISTRATION	3,408,446	2,633,455	2,857,752	2,226,696
	FTE REQUIRED			13.00	

Activity 60010 Fiscal & Personnel Services

Functional Statement

The Division of Fiscal and Personnel Services serves as the Department's guide in the area of finance and personnel management. This activity center acts as a support arm to all of the other divisions within the Department of Property and Procurement to ensure that all financial and personnel needs and services are met in accordance with the Department's mandates.

		ACTUAL		BUDGETED	RECOMMENDATION
		2014	2015	2016	2017
60010	FISCAL/PERSONNEL				
APPROPRIATED FUNDS					
GENERAL FUND					
	PERSONNEL SERVICES	99,761	157,508	127,200	174,595
	FRINGE BENEFITS	36,369	48,771	58,197	72,931
	TOTAL - GENERAL FUND	136,130	206,278	185,397	247,526
	TOTAL APPROPRIATED FUNDS	136,130	206,278	185,397	247,526
TOTAL - 60010	FISCAL/PERSONNEL	136,130	206,278	185,397	247,526
	FTE REQUIRED			4.00	

Activity 60100 Purchasing Division

Functional Statement

The Purchasing Division contracts for the acquisition of materials, supplies, equipment, and services through the most economical methods.

	ACTUAL		BUDGETED 2016	RECOMMENDATION 2017
	2014	2015		
60100 PURCHASING				
APPROPRIATED FUNDS				
GENERAL FUND				
PERSONNEL SERVICES	104,794	83,257	86,708	86,708
FRINGE BENEFITS	52,741	41,221	45,323	40,832
TOTAL - GENERAL FUND	157,536	124,479	132,031	127,540
TOTAL APPROPRIATED FUNDS	157,536	124,479	132,031	127,540
TOTAL - 60100 PURCHASING	157,536	124,479	132,031	127,540
FTE REQUIRED PURCHASING			2.00	

Activity 60120 Contract Administration

Functional Statement

The Contract Administration Unit oversees the contracting process, from the formation of a properly negotiated and executed contract, to project completion. All discrepancies, claims, and contractual disputes are resolved in this division.

	ACTUAL		BUDGETED 2016	RECOMMENDATION 2017
	2014	2015		
60120 CONTRACT ADMINISTRATION				
APPROPRIATED FUNDS				
GENERAL FUND				
PERSONNEL SERVICES	110,686	85,790	116,910	190,083
FRINGE BENEFITS	47,161	36,066	55,259	87,705
TOTAL - GENERAL FUND	157,847	121,856	172,169	277,788
INDIRECT COST				
PERSONNEL SERVICES	65,570	62,093	65,140	65,140
FRINGE BENEFITS	26,940	27,901	34,762	30,271
TOTAL - INDIRECT COST	92,511	89,994	99,902	95,411
TOTAL APPROPRIATED FUNDS	250,357	211,850	272,071	373,199
TOTAL - 60120 CONTRACT ADMINISTRATION	250,357	211,850	272,071	373,199
FTE REQUIRED CONTRACT ADMINISTRATION			7.00	

Activity 60220 Inventory Control and Sales

Functional Statement

The Inventory Control and Sales Unit oversees all warehousing operations of the Government of the Virgin Islands in accordance with Title 31, Section 244, VIC. This unit purchases at a bulk rate and stores equipment and supplies for resale to other Virgin Islands Government Departments and Agencies.

Activity 60230 Warehousing Distribution

Functional Statement

The Warehouse and Distribution Unit is responsible for the warehousing and maintenance of all supplies, materials, and equipment for the Government of the Virgin Islands.

	ACTUAL		BUDGETED 2016	RECOMMENDATION 2017
	2014	2015		
60230 WAREHOUSING & DISTRIBUTION				
APPROPRIATED FUNDS				
GENERAL FUND				
PERSONNEL SERVICES	256,178	237,038	246,784	246,784
FRINGE BENEFITS	104,947	102,345	112,859	124,709
TOTAL - GENERAL FUND	361,125	339,383	359,643	371,493
TOTAL APPROPRIATED FUNDS	361,125	339,383	359,643	371,493
NON APPROPRIATED FUNDS				
CENTRAL WAREHOUSE				
SUPPLIES	289,833.90	360,875.36	-	703,000.00
OTHER SERVICES	303,425.18	343,076.49	-	47,486.00
TOTAL - CENTRAL WAREHOUSE	593,259	703,952	1,023,039	750,486
TOTAL NON APPROPRIATED FUNDS	593,259	703,952	-	750,486
TOTAL - 60230 WAREHOUSING & DISTRIBUTION	954,384	1,043,335	1,382,682	1,121,979
FTE REQUIRED WAREHOUSING & DISTRIBUTION			7.00	

Activity 60300 Transportation-Administration

Functional Statement

The Transportation Unit supervises the operations of Motor Pool facilities in the Territory, which includes the acquisition, assignment, disposal, identification, maintenance, repair, and storage of all vehicles.

	ACTUAL		BUDGETED 2016	RECOMMENDATION 2017
	2014	2015		
60300 ADMINISTRATION				
APPROPRIATED FUNDS				
GENERAL FUND				
PERSONNEL SERVICES	42,832	43,868	112,000	184,000
FRINGE BENEFITS	16,392	16,749	41,984	69,654
TOTAL - GENERAL FUND	59,224	60,617	153,984	253,654
TOTAL APPROPRIATED FUNDS	59,224	60,617	153,984	253,654
TOTAL - 60300 ADMINISTRATION	59,224	60,617	153,984	253,654
FTE REQUIRED ADMINISTRATION			3.00	

Activity 60310 Central Motor Pool

Functional Statement

The Central Motor Pool oversees the automotive functions of the V.I. Government's motor pool, which includes repairing, maintaining, storing, and refueling all motor vehicles within the Executive Branch.

		ACTUAL		BUDGETED	RECOMMENDATION
		2014	2015	2016	2017
60310	CENTRAL MOTOR POOL				
APPROPRIATED FUNDS					
GENERAL FUND					
	PERSONNEL SERVICES	265,181	213,686	291,200	246,200
	FRINGE BENEFITS	115,274	100,641	137,169	120,011
	TOTAL - GENERAL FUND	380,455	314,327	428,369	366,211
	TOTAL APPROPRIATED FUNDS	380,455	314,327	428,369	366,211
NON APPROPRIATED FUNDS					
CENTRAL MOTOR POOL					
	SUPPLIES	585,860.57	727,340.43	-	100,000.00
	OTHER SERVICES	40,813.08	41,810.69	-	60,000.00
	TOTAL - CENTRAL MOTOR POOL	626,674	769,151	543,246	160,000
	TOTAL NON APPROPRIATED FUNDS	626,674	769,151	-	160,000
TOTAL - 60310	CENTRAL MOTOR POOL	1,007,128	1,083,478	971,615	526,211
	FTE REQUIRED		CENTRAL MOTOR POOL	7.00	

Activity 60320 Central Mail Services

		ACTUAL		BUDGETED	RECOMMENDATION
		2014	2015	2016	2017
60320	CENTRAL MAIL SERVICES				
APPROPRIATED FUNDS					
GENERAL FUND					
	PERSONNEL SERVICES	74,540	25,422	42,525	109,028
	FRINGE BENEFITS	28,557	14,985	23,863	54,432
	TOTAL - GENERAL FUND	103,098	40,407	66,388	163,460
	TOTAL APPROPRIATED FUNDS	103,098	40,407	66,388	163,460
TOTAL - 60320	CENTRAL MAIL SERVICES	103,098	40,407	66,388	163,460
	FTE REQUIRED		CENTRAL MAIL SERVICES	4.00	

Activity 60410 Printing Production & Duplication

		ACTUAL		BUDGETED	RECOMMENDATION
		2014	2015	2016	2017
60400	PRINTING PROD & DUPLIC				
NON APPROPRIATED FUNDS					
PROP & PROCURE PRINT JOB FUND					
	SUPPLIES	45,576.59	60,319.60	-	50,000.00
	OTHER SERVICES	367,397.78	507,889.33	-	120,000.00
	TOTAL - PROP & PROCURE PRINT J	412,974	568,209	307,048	170,000
	TOTAL NON APPROPRIATED FUNDS	412,974	568,209	-	170,000
TOTAL - 60400	PRINTING PROD & DUPLIC	412,974	568,209	307,048	170,000

Activity 60410 Printing Production

Functional Statement

The Printing Production Unit provides the central printing and duplicating services for the Executive Branch. It designs prescribed forms, stationery, and other printed materials, pursuant to title 31, Section 232 (5) of the V.I. Code.

	ACTUAL		BUDGETED 2016	RECOMMENDATION 2017
	2014	2015		
60410 PRINTING PRODUCTION				
APPROPRIATED FUNDS				
GENERAL FUND				
PERSONNEL SERVICES	204,021	189,021	200,986	200,986
FRINGE BENEFITS	87,477	85,268	104,373	95,392
TOTAL - GENERAL FUND	291,498	274,289	305,359	296,378
TOTAL APPROPRIATED FUNDS	291,498	274,289	305,359	296,378
TOTAL - 60410 PRINTING PRODUCTION	291,498	274,289	305,359	296,378
FTE REQUIRED PRINTING PRODUCTION			5.00	

Activity 60540 Property Management

Functional Statement

The Property Management Unit manages all property leased by the Government of the Virgin Islands to non-government tenants, and administers the Comprehensive Risk Management Program.

	ACTUAL		BUDGETED 2016	RECOMMENDATION 2017
	2014	2015		
60540 PROPERTY MANAGEMENT				
APPROPRIATED FUNDS				
INDIRECT COST				
PERSONNEL SERVICES	41,591	40,674	29,159	29,159
FRINGE BENEFITS	16,035	16,170	14,174	14,176
TOTAL - INDIRECT COST	57,626	56,844	43,333	43,335
BUSINESS & COMMERCIAL PROPERTY				
PERSONNEL SERVICES	527,707	564,840	745,362	798,278
FRINGE BENEFITS	26,759	-	225,582	208,715
TOTAL - BUSINESS & COMMERCIAL	554,467	564,840	970,944	1,006,993
TOTAL APPROPRIATED FUNDS	612,093	621,684	1,014,277	1,050,328
TOTAL - 60540 PROPERTY MANAGEMENT	612,093	621,684	1,014,277	1,050,328
FTE REQUIRED PROPERTY MANAGEMENT			21.00	

Activity 60613 Property and Procurement

	ACTUAL		BUDGETED 2016	RECOMMENDATION 2017
	2014	2015		
60613 PROPERTY AND PROCUREMENT				
NON APPROPRIATED FUNDS				
GASOLINE COUPON PROGRAM				
SUPPLIES	3,482,324.22	3,322,913.57	-	1,000,000.00
TOTAL - GASOLINE COUPON PROGR	3,482,324	3,322,914	1,700,059	1,000,000
TOTAL NON APPROPRIATED FUNDS	3,482,324	3,322,914	-	1,000,000
TOTAL - 60613 PROPERTY AND PROCUREMENT	3,482,324	3,322,914	1,700,059	1,000,000

Department of Property and Procurement

BY ACTIVITY	ACTUAL		BUDGETED	RECOMMENDATION
	2014	2015	2016	2017
APPROPRIATED FUNDS				
GENERAL FUND				
ADMINISTRATION	2,037,452	1,547,845	1,383,244	1,082,534
FISCAL/PERSONNEL	136,130	206,278	185,397	247,526
PURCHASING	157,536	124,479	132,031	127,540
CONTRACT ADMINISTRATION	157,847	121,856	172,169	277,788
WAREHOUSING & DISTRIBUTION	361,125	339,383	359,643	371,493
ADMINISTRATION	59,224	60,617	153,984	253,654
CENTRAL MOTOR POOL	380,455	314,327	428,369	366,211
CENTRAL MAIL SERVICES	103,098	40,407	66,388	163,460
PRINTING PRODUCTION	291,498	274,289	305,359	296,378
TOTAL - GENERAL FUND	3,684,364	3,029,482	3,186,584	3,186,584
INDIRECT COST				
CONTRACT ADMINISTRATION	92,511	89,994	99,902	95,411
PROPERTY MANAGEMENT	57,626	56,844	43,333	43,335
TOTAL - INDIRECT COST	150,137	146,838	143,235	138,746
BUSINESS & COMMERCIAL PROPERTY				
ADMINISTRATION	1,370,994	1,085,610	1,474,508	1,144,162
PROPERTY MANAGEMENT	554,467	564,840	970,944	1,006,993
TOTAL - BUSINESS & COMMERCIAL PRO	1,925,460	1,650,450	2,445,452	2,151,155
TOTAL APPROPRIATED FUNDS	5,759,961	4,826,769	5,775,271	5,476,485
NON APPROPRIATED FUNDS				
PROP & PROCURE PRINT JOB FUND				
PRINTING PROD & DUPLIC	412,974	568,209	307,048	170,000
TOTAL - PROP & PROCURE PRINT JOB FU	412,974	568,209	307,048	170,000
CENTRAL WAREHOUSE				
WAREHOUSING & DISTRIBUTION	593,259	703,952	1,023,039	750,486
TOTAL - CENTRAL WAREHOUSE	593,259	703,952	1,023,039	750,486
CENTRAL MOTOR POOL				
CENTRAL MOTOR POOL	626,674	769,151	543,246	160,000
TOTAL - CENTRAL MOTOR POOL	626,674	769,151	543,246	160,000
GASOLINE COUPON PROGRAM				
PROPERTY AND PROCUREMENT	3,482,324	3,322,914	1,700,059	1,000,000
TOTAL - GASOLINE COUPON PROGRAM	3,482,324	3,322,914	1,700,059	1,000,000
TOTAL NON APPROPRIATED FUNDS	5,115,231	5,364,225	3,573,392	2,080,486
TOTAL - DEPARTMENT OF PROPERTY & PROC	10,875,193	10,190,995	9,348,663	7,556,971

Department of Property and Procurement

BY BUDGET CATEGORY	ACTUALS		BUDGETED	RECOMMENDATION
	2014	2015	2016	2017
APPROPRIATED FUNDS				
GENERAL FUND				
PERSONNEL SERVICES	1,780,923	1,540,450	1,814,472	2,040,384
FRINGE BENEFITS	739,220	639,796	804,091	885,427
SUPPLIES	154,808	93,496	35,000	5,000
OTHER SERVICES	544,784	382,615	188,021	75,000
UTILITY SERVICES	464,629	373,125	345,000	180,773
TOTAL - GENERAL FUND	3,684,364	3,029,482	3,186,584	3,186,584
INDIRECT COST				
PERSONNEL SERVICES	107,161	102,767	94,299	94,299
FRINGE BENEFITS	42,976	44,071	48,936	44,447
TOTAL - INDIRECT COST	150,137	146,838	143,235	138,746
BUSINESS & COMMERCIAL PROPERTY				
PERSONNEL SERVICES	740,860	717,078	958,522	952,152
FRINGE BENEFITS	427,663	135,531	525,582	358,715
OTHER SERVICES	52,264	14,627	50,000	100,000
UTILITY SERVICES	588,121	454,578	809,472	670,050
MISCELLANEOUS	116,552	328,636	101,876	70,238
TOTAL - BUSINESS & COMMERCIAL PROPERTY	1,925,460	1,650,450	2,445,452	2,151,155
TOTAL APPROPRIATED FUNDS	5,759,961	4,826,769	5,775,271	5,476,485
NON APPROPRIATED FUNDS				
PROP & PROCURE PRINT JOB FUND				
SUPPLIES	45,577	60,320	24,863	50,000
OTHER SERVICES	367,398	507,889	282,185	120,000
TOTAL - PROP & PROCURE PRINT JOB FUND	412,974	568,209	307,048	170,000
TOTAL - PROP & PROCURE PRINT JOB F	412,974	568,209	307,048	170,000
CENTRAL WAREHOUSE				
SUPPLIES	289,834	360,875	864,038	703,000
OTHER SERVICES	303,425	343,076	159,001	47,486
TOTAL - CENTRAL WAREHOUSE	593,259	703,952	1,023,039	750,486
TOTAL - CENTRAL WAREHOUSE	593,259	703,952	1,023,039	750,486
CENTRAL MOTOR POOL				
SUPPLIES	585,861	727,340	459,571	100,000
OTHER SERVICES	40,813	41,811	83,675	60,000
TOTAL - CENTRAL MOTOR POOL	626,674	769,151	543,246	160,000
TOTAL - CENTRAL MOTOR POOL	626,674	769,151	543,246	160,000
GASOLINE COUPON PROGRAM				
SUPPLIES	3,482,324	3,322,914	1,700,059	1,000,000
TOTAL - GASOLINE COUPON PROGRAM	3,482,324	3,322,914	1,700,059	1,000,000
TOTAL - GASOLINE COUPON PROGRAM	3,482,324	3,322,914	1,700,059	1,000,000
TOTAL NON APPROPRIATED FUNDS	5,115,231	5,364,225	3,573,392	2,080,486

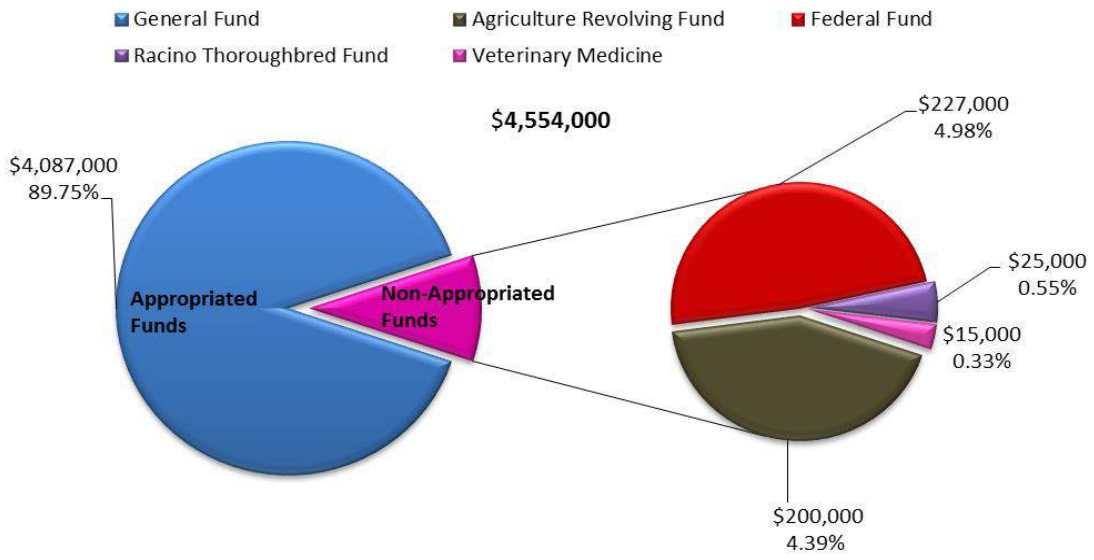
Department of Property & Procurement

BY FUND TYPE	Personnel Services	Fringe Benefits	Supplies	Other Svcs. Chrgs.	Utilities	Capital Outlays	Miscellaneous	Total
APPROPRIATED FUNDS								
GENERAL FUND								
GENERAL FUND	2,040,384	885,427	5,000	75,000	180,773	-	-	3,186,584
INDIRECT COST	94,299	44,447	-	-	-	-	-	138,746
TOTAL - GENERAL FUND	2,134,683	929,874	5,000	75,000	180,773	-	-	3,325,330
PROPRIETARY								
BUSINESS & COMMERCIAL PROPERTY	952,152	278,953	150,000	670,050	100,000	-	-	2,151,155
TOTAL - PROPRIETARY	952,152	278,953	150,000	670,050	100,000	-	-	2,151,155
TOTAL APPROPRIATED FUNDS	3,086,835	1,208,827	155,000	745,050	280,773	-	-	5,476,485
NON APPROPRIATED FUNDS								
GENERAL FUND								
FEDERALLY AIDED EDUCATION PROG	-	-	-	-	-	-	-	-
INDIRECT COST	-	-	-	-	-	-	-	-
PROP & PROCURE PRINT JOB FUND	-	-	50,000	120,000	-	-	-	170,000
CENTRAL WAREHOUSE	-	-	703,000	47,486	-	-	-	750,486
CENTRAL MOTOR POOL	-	-	100,000	60,000	-	-	-	160,000
TOTAL - GENERAL FUND	-	-	853,000	227,486	-	-	-	1,080,486
PROPRIETARY								
GASOLINE COUPON PROGRAM	-	-	1,000,000	-	-	-	-	1,000,000
TOTAL - PROPRIETARY	-	-	1,000,000	-	-	-	-	1,000,000
TOTAL NON APPROPRIATED FUNDS	-	-	1,853,000	227,486	-	-	-	2,080,486
TOTAL - DEPARTMENT OF PROPERTY & PROC	3,086,835	1,208,827	2,008,000	972,536	280,773	-	-	7,556,971



DEPARTMENT OF AGRICULTURE

- Administration
- Agriculture Development
- Horticulture
- Heavy Equipment
- Building and Grounds Maintenance
- Forestry Water and Soil Conservation
- Abattoir
- Veterinary Health
- Marketing



Department of Agriculture

Activity 83000 Administration

Functional Statement

The Administration Division provides a wide range of support services, including fiscal and general administrative services, employee and management services, and information processing services. The Division also assists the Department's managers in delivering essential programs and services to the Territory's agricultural industry and non-farm constituents.

The Administration Division, headed by the Director of Administration and Management, serves as the human resources arm of the Department and handles all revenue collections and disbursement of funds at the Virgin Islands Department of Agriculture. This Division monitors land leases and accepts job orders to be performed by the Agricultural Development Division.

	ACTUAL		BUDGETED 2016	RECOMMENDATION 2017
	2014	2015		
83000 ADMINISTRATION				
APPROPRIATED FUNDS				
GENERAL FUND				
PERSONNEL SERVICES	545,920	453,282	563,378	681,680
FRINGE BENEFITS	217,113	188,998	240,456	300,129
SUPPLIES	-	188,852	304,647	75,000
OTHER SERVICES	-	229,449	677,144	74,636
UTILITY SERVICES	129,446	149,591	160,000	175,000
TOTAL - GENERAL FUND	892,480	1,210,172	1,945,625	1,306,445
TOTAL APPROPRIATED FUNDS	892,480	1,210,172	1,945,625	1,306,445
NON APPROPRIATED FUNDS				
STX THOROUGHBRED FUND				
SUPPLIES	616.80	23,778.10	-	5,000
OTHER SERVICES	-	3,725.85	-	20,000
TOTAL - STX THOROUGHBRED FUN	617	27,504	31,989	25,000
AGRICULTURE REVOLVING				
OTHER SERVICES	10,042	58,242	-	75,000
CAPITAL PROJECTS	4,873	1,507	-	-
TOTAL - AGRICULTURE REVOLVING	14,915	59,749	110,134	75,000
TOTAL NON APPROPRIATED FUNDS	15,532	87,253	-	100,000
TOTAL - 83000 ADMINISTRATION	908,011	1,297,425	2,087,748	1,406,445
FTE REQUIRED			ADMINISTRATION	14.00

Activity 83010 Agriculture Division

Functional Statement

The Agriculture Development unit provides land preparation services such as plowing, harrowing, banking, bulldozing, grass and brush cutting, and hay production. It also assists local farmers in food production.

	ACTUAL		BUDGETED 2016	RECOMMENDATION 2017
	2014	2015		
83010 AGRICULTURE DEVELOPMENT				
APPROPRIATED FUNDS				
GENERAL FUND				
PERSONNEL SERVICES	225,729	193,838	205,077	317,563
FRINGE BENEFITS	115,718	102,320	110,186	155,224
TOTAL - GENERAL FUND	341,447	296,158	315,263	472,787
TOTAL APPROPRIATED FUNDS	341,447	296,158	315,263	472,787
NON APPROPRIATED FUNDS				
AGRICULTURE REVOLVING				
SUPPLIES	259,703	128,416	-	125,000
OTHER SERVICES	44,036	4,940	-	-
TOTAL - AGRICULTURE REVOLVING	303,739	133,356	173,942	125,000
TOTAL NON APPROPRIATED FUNDS	303,739	133,356	-	125,000
TOTAL - 83010 AGRICULTURE DEVELOPMENT	645,186	429,513	489,205	597,787
FTE REQUIRED AGRICULTURE DEVELOPMENT			9.00	

Activity 83020 Horticulture

Functional Statement

The Horticulture division is responsible for providing technical advice, seedlings, seeds, saplings, fruit trees, and agricultural chemicals to the farming public.

	ACTUAL		BUDGETED 2016	RECOMMENDATION 2017
	2014	2015		
83020 HORTICULTURE				
APPROPRIATED FUNDS				
GENERAL FUND				
PERSONNEL SERVICES	196,466	171,105	204,489	301,484
FRINGE BENEFITS	119,221	111,545	131,309	169,463
TOTAL - GENERAL FUND	315,688	282,650	335,798	470,947
TOTAL APPROPRIATED FUNDS	315,688	282,650	335,798	470,947
TOTAL - 83020 HORTICULTURE	315,688	282,650	335,798	470,947
FTE REQUIRED HORTICULTURE			10.00	

Activity 83030 Heavy Equipment Maintenance

Functional Statement

The Heavy Equipment Unit maintains automotive and heavy equipment used in the preparation of land for farmers.

The Heavy Equipment Maintenance Unit manages the garage housed on the grounds of the Department. The Unit consists of a supervisor and a staff of mechanics, welders, and tire-repair personnel who respond in a timely manner to mechanical problems that occur in the field during the operation of heavy equipment in the process of land clearing and/or preparation. The Unit services and maintains equipment used for bulldozing, grass cutting, plowing, harrowing, banking, posthole digging, raking, tilling, hay baling, and water delivery for and with farmers. The Unit plays a vital and timely role in getting farmers' land prepared—from sowing to harvest.

		ACTUAL		BUDGETED	RECOMMENDATION
		2014	2015	2016	2017
83030	HEAVY EQUIPMENT				
APPROPRIATED FUNDS					
GENERAL FUND					
	PERSONNEL SERVICES	87,399	102,155	89,322	120,168
	FRINGE BENEFITS	42,421	46,174	44,232	53,201
	TOTAL - GENERAL FUND	129,820	148,328	133,554	173,369
	TOTAL APPROPRIATED FUNDS	129,820	148,328	133,554	173,369
TOTAL - 83030	HEAVY EQUIPMENT	129,820	148,328	133,554	173,369
	FTE REQUIRED		HEAVY EQUIPMENT	3.00	

Activity 83040 Building and Grounds Maintenance

Functional Statement

Building and Grounds Maintenance provides general maintenance to all buildings, physical plants, and grounds occupied by the Department.

Maintenance includes, but is not limited to, grass-cutting and pruning of trees/shrubbery. In addition to the garage and abattoir, the Unit maintains the Farmers' Markets in Estate La Reine, Frederiksted, and Christiansted. Plumbing installations and repairs on the grounds and in the Community Garden are significant phases in the water distribution program as the lack of water is a major limiting factor to food production.

		ACTUAL		BUDGETED	RECOMMENDATION
		2014	2015	2016	2017
83040	BUILDING & GROUND MAINT				
APPROPRIATED FUNDS					
GENERAL FUND					
	PERSONNEL SERVICES	-	-	22,106	24,619
	FRINGE BENEFITS	39	4,003	11,954	6,722
	TOTAL - GENERAL FUND	39	4,003	34,060	31,341
	TOTAL APPROPRIATED FUNDS	39	4,003	34,060	31,341
TOTAL - 83040	BUILDING & GROUND MAINT	39	4,003	34,060	31,341
	FTE REQUIRED		BUILDING & GROUND MAINT	1.00	

Activity 83100 Forestry Water and Soil Conservation – Administration EDA

Functional Statement

The Forestry Water and Soil Conservation unit constructs and renovates terraces, earthen dams and spillways, and clears land. Additionally, the coordination of forest resources occurs in this division. The Urban and Community Forestry Assistance Project assists in managing forest reserves in conjunction with the Forest Stewardship Program.

		ACTUAL		BUDGETED	RECOMMENDATION
		2014	2015	2016	2017
83100	ADMINISTRATION EDA				
APPROPRIATED FUNDS					
GENERAL FUND					
	PERSONNEL SERVICES	76,593	73,959	75,673	129,654
	FRINGE BENEFITS	48,987	48,326	51,551	78,286
	TOTAL - GENERAL FUND	125,581	122,285	127,224	207,940
	TOTAL APPROPRIATED FUNDS	125,581	122,285	127,224	207,940
TOTAL - 83100	ADMINISTRATION EDA	125,581	122,285	127,224	207,940
	FTE REQUIRED		ADMINISTRATION EDA	6.00	

Activity 83200 Abattoir Services Division

Functional Statement

The Abattoir Division protects consumers' rights to wholesome meat products through slaughtering activities under the supervision of the United States Department of Agriculture (USDA) Food Safety Inspection Service (FSIS).

	ACTUAL		BUDGETED 2016	RECOMMENDATION 2017
	2014	2015		
83200 ABBATOIR				
APPROPRIATED FUNDS				
GENERAL FUND				
PERSONNEL SERVICES	362,275	299,685	340,909	466,310
FRINGE BENEFITS	183,541	158,298	186,478	241,710
CAPITAL PROJECTS	-	-	405,000	321,877
TOTAL - GENERAL FUND	545,815	457,984	932,387	1,029,897
TOTAL APPROPRIATED FUNDS	545,815	457,984	932,387	1,029,897
TOTAL - 83200 ABBATOIR	545,815	457,984	932,387	1,029,897
FTE REQUIRED ABBATOIR			13.00	

Activity 83210 Veterinary Services

Functional Statement

The Veterinary Services unit was established to safeguard the Virgin Islands from animal disease outbreaks by providing animal health care to livestock farmers at a minimum cost.

	ACTUAL		BUDGETED 2016	RECOMMENDATION 2017
	2014	2015		
83210 VETERINARY HEALTH				
APPROPRIATED FUNDS				
GENERAL FUND				
PERSONNEL SERVICES	120,244	112,077	176,104	265,556
FRINGE BENEFITS	55,116	54,502	86,985	128,718
TOTAL - GENERAL FUND	175,360	166,580	263,089	394,274
TOTAL APPROPRIATED FUNDS	175,360	166,580	263,089	394,274
NON APPROPRIATED FUNDS				
VETERINARY MEDICINE FUND				
SUPPLIES	7,493.97	12,542.02	0.00	15,000.00
TOTAL - VETERINARY MEDICINE FU	7,494	12,542	50,000	15,000
TOTAL NON APPROPRIATED FUNDS	7,494	12,542	0.00	15,000
TOTAL - 83210 VETERINARY HEALTH	182,854	179,122	313,089	409,274
FTE REQUIRED VETERINARY HEALTH			6.00	

Department of Agriculture

BY ACTIVITY	ACTUAL		BUDGETED	RECOMMENDATION
	2014	2015	2016	2017
APPROPRIATED FUNDS				
GENERAL FUND				
ADMINISTRATION	892,480	1,210,172	1,945,625	1,306,445
AGRICULTURE DEVELOPMENT	341,447	296,158	315,263	472,787
HORTICULTURE	315,688	282,650	335,798	470,947
HEAVY EQUIPMENT	129,820	148,328	133,554	173,369
BUILDING & GROUND MAINT	39	4,003	34,060	31,341
ADMINSTRATION EDA	125,581	122,285	127,224	207,940
ABBATOIR	545,815	457,984	932,387	1,029,897
VETERINARY HEALTH	175,360	166,580	263,089	394,274
TOTAL - GENERAL FUND	2,526,229	2,688,159	4,087,000	4,087,000
TOTAL APPROPRIATED FUNDS	2,526,229	2,688,159	4,087,000	4,087,000
NON APPROPRIATED FUNDS				
STX THOROUGHBRED FUND				
ADMINISTRATION	617	27,504	31,989	25,000
TOTAL - STX THOROUGHBRED FUND	617	27,504	31,989	25,000
VETERINARY MEDICINE FUND				
VETERINARY HEALTH	7,494	12,542	50,000	15,000
TOTAL - VETERINARY MEDICINE FUND	7,494	12,542	50,000	15,000
AGRICULTURE REVOLVING				
ADMINISTRATION	14,915	59,749	110,134	75,000
AGRICULTURE DEVELOPMENT	303,739	133,356	173,942	125,000
TOTAL - AGRICULTURE REVOLVING	318,654	193,105	284,076	200,000
TOTAL NON APPROPRIATED FUNDS	326,765	233,151	366,065	240,000
TOTAL - DEPARTMENT OF AGRICULTURE	2,852,994	2,921,310	4,453,065	4,327,000

Department of Agriculture

BY BUDGET CATEGORY	ACTUALS		BUDGETED	RECOMMENDATION
	2014	2015	2016	2017
APPROPRIATED FUNDS				
GENERAL FUND				
PERSONNEL SERVICES	1,614,627	1,406,100	1,677,058	2,307,034
FRINGE BENEFITS	782,156	714,167	863,151	1,133,453
SUPPLIES	-	188,852	304,647	75,000
OTHER SERVICES	-	229,449	677,144	74,636
UTILITY SERVICES	129,446	149,591	160,000	175,000
CAPITAL PROJECTS	-	-	405,000	321,877
TOTAL - GENERAL FUND	2,526,229	2,688,159	4,087,000	4,087,000
TOTAL APPROPRIATED FUNDS	2,526,229	2,688,159	4,087,000	4,087,000
NON APPROPRIATED FUNDS				
STX THOROUGHBRED FUND				
SUPPLIES	617	23,778	21,989	5,000
OTHER SERVICES	-	3,726	10,000	20,000
TOTAL - STX THOROUGHBRED FUND	617	27,504	31,989	25,000
TOTAL - STX THOROUGHBRED FUND	617	27,504	31,989	25,000
VETERINARY MEDICINE FUND				
SUPPLIES	7,494	12,542	50,000	15,000
TOTAL - VETERINARY MEDICINE FUND	7,494	12,542	50,000	15,000
TOTAL - VETERINARY MEDICINE FUND	7,494	12,542	50,000	15,000
AGRICULTURE REVOLVING				
SUPPLIES	259,703	128,416	173,942	125,000
OTHER SERVICES	54,078	63,182	98,134	75,000
CAPITAL PROJECTS	4,873	1,507	12,000	-
TOTAL - AGRICULTURE REVOLVING	318,654	193,105	284,076	200,000
TOTAL - AGRICULTURE REVOLVING	318,654	193,105	284,076	200,000
TOTAL NON APPROPRIATED FUNDS	326,765	233,151	366,065	240,000

Department of Agriculture

BY FUND TYPE	Personnel Services	Fringe Benefits	Supplies	Other Svcs. Chrgs.	Utilities	Capital Outlays	Miscellaneous	Total
APPROPRIATED FUNDS								
GENERAL FUND								
GENERAL FUND	2,307,034	1,133,453	75,000	74,636	175,000	321,877	-	4,087,000
TOTAL - GENERAL FUND	2,307,034	1,133,453	75,000	74,636	175,000	321,877	-	4,087,000
TOTAL APPROPRIATED FUNDS	2,307,034	1,133,453	75,000	74,636	175,000	321,877	-	4,087,000
NON APPROPRIATED FUNDS								
GENERAL FUND								
STX THOROUGHBRED FUND	-	-	5,000	20,000	-	-	-	25,000
TOTAL - GENERAL FUND	-	-	5,000	20,000	-	-	-	25,000
PROPRIETARY								
VETERINARY MEDICINE FUND	-	-	15,000	-	-	-	-	15,000
AGRICULTURE REVOLVING	-	-	125,000	75,000	-	-	-	200,000
TOTAL - PROPRIETARY	-	-	140,000	75,000	-	-	-	215,000
TOTAL NON APPROPRIATED FUNDS	-	-	145,000	95,000	-	-	-	240,000
TOTAL - DEPARTMENT OF AGRICULTURE	2,307,034	1,133,453	220,000	169,636	175,000	321,877	-	4,327,000

Federal Funds

BY BUDGET CATEGORY	FY2015 Expenditure	FY 2016 Grant Award	FY2016 Appropriation	FY2017 Recommendation
FEDERAL FUNDS				
PERSONNEL SERVICES	47,130	95,360	-	95,360
FRINGE BENEFITS	22,121	43,153	-	47,662
SUPPLIES	35,971	500	-	7,881
OTHER SVS. & CHGS.	230,899	32,322	-	76,097
UTILITIES	-	-	-	-
CAPITAL OUTLAYS	-	-	-	-
TOTAL FEDERAL FUNDS	336,121	171,335.00	-	227,000.00

Government of the Virgin Islands
Listing of Federal Grants - 2017

CFDA NO	GOVERNMENT ENTITY Federal Grantor Grant Description Type of Assistance	MATCH RATIO FEDERAL/LOCAL or 100% FEDERAL	FY 2015	FY 2016		FY 2017		LOCAL MATCH AND/OR MOE FUNDS	GRANT PERIOD	FOOT NOTE
			ACTUAL	ESTIMATED		PROJECTED				
			TOTAL EXPENDITURE	PRIOR YEAR(S) GRANT AWARDS BALANCE BROUGHT FORWARD	TOTAL AWARD	TOTAL ESTIMATED EXPENDITURE	GRANT AWARD(S) CARRYFORWARD BALANCE			
ORG 830 DEPARTMENT OF AGRICULTURE										
U.S. Department of Agriculture										
10.025	PLANT AND ANIMAL DISEASE, PEST CONTROL, AND ANIMAL CARE <i>PROJECT</i>	100%	96,664	73,917	32,822	106,739	-	-	-	01/01/16-12/31/16
10.170	SPECIALTY CROP BLOCK GRANT PROGRAM-FARM BI <i>PROJECT</i>	100%	37,152	-	-	-	-	-	-	09/30/12-09/30/15
10.171	NATIONAL ORGANIC COST SHARE PROGRAM <i>PROJECT</i>	100%	750	4,250	-	4,250	-	-	-	10/01/14-9/30/18
10.664	COOPERATIVE FORESTRY ASSISTANCE <i>FORMULA / PROJECT</i>	100%	-	-	-	-	-	-	-	
10.675	URBAN & COMMUNITY FORESTRY PROGRAM <i>PROJECT- FLP</i>	100%	156,951	301,044	-	375,528 *	-	112,000	-	10/01/16-09/30/18 A
10.676	FOREST LEGACY PROGRAM <i>PROJECT- FLP</i>	100%	23,166	602,890	-	615,696 *	-	35,000	-	10/01/16-09/30/18 A
10.678	FOREST STEWARDSHIP PROGRAM <i>PROJECT - FSP</i>	100%	21,438	267,296	-	318,519 *	-	80,000	-	10/01/16-09/30/18 A
	Sub-Total		336,121	1,249,397	32,822	1,420,732	-	227,000	-	
	TOTAL ORG 830 DEPARTMENT OF AGRICULTURE		336,121	1,249,397	32,822	1,420,732	-	227,000	-	

***- The grant awards (10.675, 10.676, & 10.678) total balance of \$1,309,743 brought forward, and of \$138,513 carryforward, will support Personnel Services and Fringe Benefits costs in FY 2016.



PUBLIC SAFETY



Bureau of Corrections

Virgin Islands Fire Services

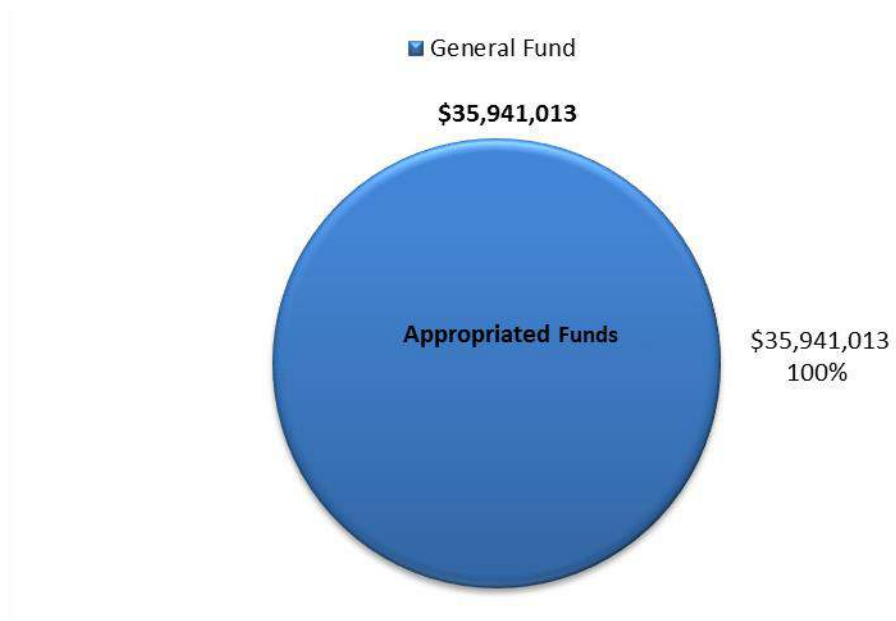
Virgin Islands Police Department

Department of Planning and Natural Resources



BUREAU OF CORRECTIONS

Administration
Administrative Services
Institutional Facilities STT/STX
Health Services STT/STX
Program & Treatment STT/STX



Bureau of Corrections

Activity 15000 Office of the Director —Administration

Functional Statement

The Office of the Director – Administration manages and administers the policies, rules and regulations of the Bureau and obtains the necessary personnel, equipment, training, funding and other resources necessary to promote efficient operations of the Bureau.

		ACTUAL		BUDGETED	RECOMMENDATION
		2014	2015	2016	2017
15000	ADMINISTRATION				
	APPROPRIATED FUNDS				
	GENERAL FUND				
	PERSONNEL SERVICES	571,664	388,252	533,463	775,992
	FRINGE BENEFITS	197,758	149,646	206,858	265,779
	CAPITAL PROJECTS	12,362	-	-	-
	TOTAL - GENERAL FUND	781,785	537,898	740,321	1,041,771
	TOTAL APPROPRIATED FUNDS	781,785	537,898	740,321	1,041,771
TOTAL - 15000	ADMINISTRATION	781,785	537,898	740,321	1,041,771
	FTE REQUIRED			10.00	

Activity 15100 Operations—Administrative Services

Functional Statement

The Operations Division is responsible for all human resources, payroll, property and fiscal functions and provides administrative support to overall operations of the Bureau.

		ACTUAL		BUDGETED	RECOMMENDATION
		2014	2015	2016	2017
15100	ADMINISTRATIVE SERVICES				
	APPROPRIATED FUNDS				
	GENERAL FUND				
	PERSONNEL SERVICES	623,698	602,766	688,312	625,228
	FRINGE BENEFITS	215,875	220,052	315,029	291,294
	SUPPLIES	4,102	156	-	-
	OTHER SERVICES	261,609	79,213	9,400	158,204
	TOTAL - GENERAL FUND	1,105,284	902,188	1,012,741	1,074,726
	TOTAL APPROPRIATED FUNDS	1,105,284	902,188	1,012,741	1,074,726
TOTAL - 15100	ADMINISTRATIVE SERVICES	1,105,284	902,188	1,012,741	1,074,726
	FTE REQUIRED			13.00	

Activity 15200 Institutional—Institutional Facilities

Functional Statement

The Institutional Facilities Division is responsible for protecting society by providing a controlled, secure, safe, humane, productive and rehabilitative environment for those inmates and detainees assigned to our custody.

	ACTUAL		BUDGETED 2016	RECOMMENDATION 2017
	2014	2015		
15200 INSTITUTIONAL FACILITIES				
APPROPRIATED FUNDS				
GENERAL FUND				
PERSONNEL SERVICES	11,187,225	9,992,917	9,259,173	11,509,985
FRINGE BENEFITS	3,495,458	3,252,156	4,151,922	4,643,112
SUPPLIES	535,249	671,397	454,000	763,733
OTHER SERVICES	5,565,314	8,008,770	8,810,252	9,558,735
UTILITY SERVICES	2,075,150	2,372,747	2,500,000	2,500,000
CAPITAL PROJECTS	119,903	21,335	-	-
TOTAL - GENERAL FUND	22,978,300	24,319,322	25,175,347	28,975,565
TOTAL APPROPRIATED FUNDS	22,978,300	24,319,322	25,175,347	28,975,565
TOTAL - 15200 INSTITUTIONAL FACILITIES	22,978,300	24,319,322	25,175,347	28,975,565
FTE REQUIRED INSTITUTIONAL FACILITIES			238.00	

Activity 15210 Institutional—Health Services

Functional Statement

The Institutional – Health Services Division provides limited medical, dental and mental health services to inmates and detainees assigned to our custody.

	ACTUAL		BUDGETED 2016	RECOMMENDATION 2017
	2014	2015		
15210 HEALTH SERVICE				
APPROPRIATED FUNDS				
GENERAL FUND				
PERSONNEL SERVICES	1,242,098	1,316,381	1,829,610	1,786,020
FRINGE BENEFITS	275,571	304,986	516,305	521,323
SUPPLIES	697,513	509,162	469,340	469,500
OTHER SERVICES	470,513	673,737	1,250,858	1,475,000
TOTAL - GENERAL FUND	2,685,696	2,804,267	4,066,113	4,251,843
TOTAL APPROPRIATED FUNDS	2,685,696	2,804,267	4,066,113	4,251,843
TOTAL - 15210 HEALTH SERVICE	2,685,696	2,804,267	4,066,113	4,251,843
FTE REQUIRED HEALTH SERVICE			30.00	

Activity 15220 Institutional—Program & Treatment

Functional Statement

The Institutional – Program and Treatment Division maintains and oversees rehabilitative programs for offenders to enhance the success of their re-entry into society.

	ACTUAL		BUDGETED 2016	RECOMMENDATION 2017
	2014	2015		
15220 PROGRAM & TREATMENT				
APPROPRIATED FUNDS				
GENERAL FUND				
PERSONNEL SERVICES	398,739	415,943	576,639	417,048
FRINGE BENEFITS	149,700	153,117	284,790	175,560
SUPPLIES	10,613	-	2,180	4,500
TOTAL - GENERAL FUND	559,051	569,059	863,609	597,108
TOTAL APPROPRIATED FUNDS	559,051	569,059	863,609	597,108
TOTAL - 15220 PROGRAM & TREATMENT	559,051	569,059	863,609	597,108
FTE REQUIRED PROGRAM & TREATMENT			10.00	

Bureau of Corrections

BY ACTIVITY	ACTUAL		BUDGETED	RECOMMENDATION
	2014	2015	2016	2017
APPROPRIATED FUNDS				
GENERAL FUND				
ADMINISTRATION	781,785	537,898	740,321	1,041,771
ADMINISTRATIVE SERVICES	1,105,284	902,188	1,012,741	1,074,726
INSTITUTIONAL FACILITIES	22,978,300	24,319,322	25,175,347	28,975,565
HEALTH SERVICE	2,685,696	2,804,267	4,066,113	4,251,843
PROGRAM & TREATMENT	559,051	569,059	863,609	597,108
TOTAL - GENERAL FUND	28,110,116	29,132,733	31,858,131	35,941,013
TOTAL APPROPRIATED FUNDS	28,110,116	29,132,733	31,858,131	35,941,013
TOTAL - BUREAU OF CORRECTION	28,110,116	29,132,733	31,858,131	35,941,013

BY BUDGET CATEGORY	ACTUALS		BUDGETED	RECOMMENDATION
	2014	2015	2016	2017
APPROPRIATED FUNDS				
GENERAL FUND				
PERSONNEL SERVICES	14,023,425	12,716,259	12,887,197	15,114,273
FRINGE BENEFITS	4,334,362	4,079,956	5,474,904	5,897,068
SUPPLIES	1,247,477	1,180,715	925,520	1,237,733
OTHER SERVICES	6,297,436	8,761,721	10,070,510	11,191,939
UTILITY SERVICES	2,075,150	2,372,747	2,500,000	2,500,000
CAPITAL PROJECTS	132,266	21,335	-	-
TOTAL - GENERAL FUND	28,110,116	29,132,733	31,858,131	35,941,013
TOTAL APPROPRIATED FUNDS	28,110,116	29,132,733	31,858,131	35,941,013

BY FUND TYPE	Personnel	Fringe	Other Svcs.		Utilities	Capital	Miscellaneous	Total
	Services	Benefits	Supplies	Chrgs.	Outlays			
APPROPRIATED FUNDS								
GENERAL FUND								
GENERAL FUND	15,114,273	5,897,068	1,237,733	11,191,939	2,500,000	-	-	35,941,013
TOTAL - GENERAL FUND	15,114,273	5,897,068	1,237,733	11,191,939	2,500,000	-	-	35,941,013
TOTAL APPROPRIATED FUNDS	15,114,273	5,897,068	1,237,733	11,191,939	2,500,000	-	-	35,941,013
TOTAL - BUREAU OF CORRECTION	15,114,273	5,897,068	1,237,733	11,191,939	2,500,000	-	-	35,941,013

Federal Funds

BY BUDGET CATEGORY	FY2015	FY 2016	FY2016	FY2017
	Expenditure	Grant Award	Appropriation	Recommendation
FEDERAL FUNDS				
PERSONNEL SERVICES	-	137,475	-	-
FRINGE BENEFITS	-	10,517	-	-
SUPPLIES	-	-	-	-
OTHER SVS. & CHGS.	-	-	-	-
UTILITIES	-	-	-	-
CAPITAL OUTLAYS	-	-	-	-
TOTAL FEDERAL FUNDS	-	147,992	-	-

Government of the Virgin Islands
Listing of Federal Grants - 2017

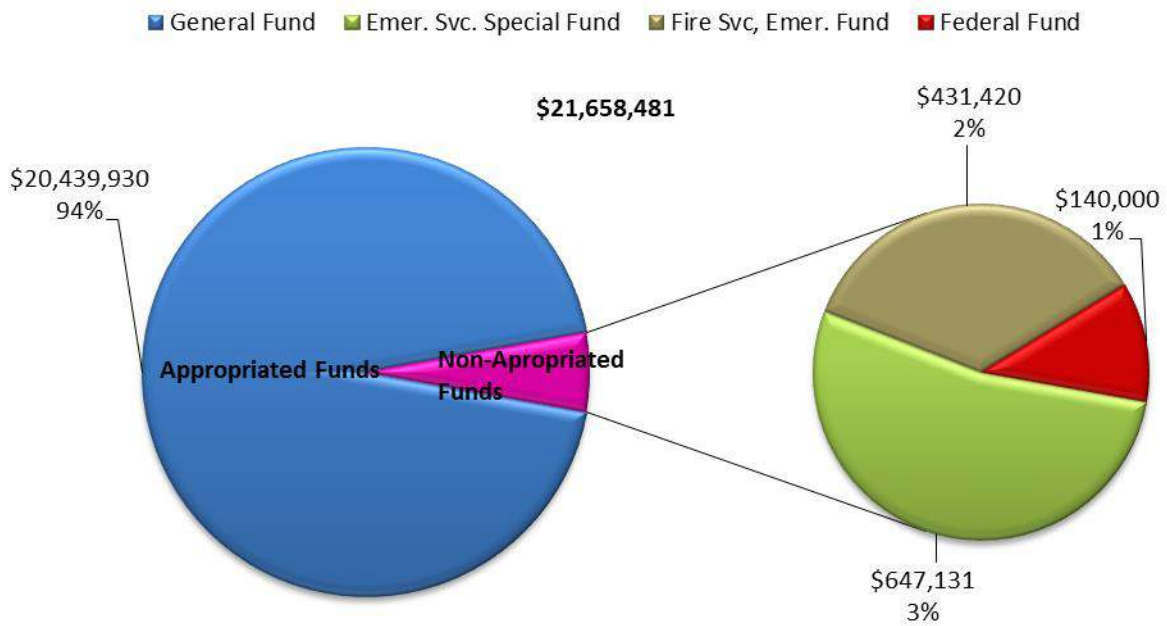
CFDA NO	GOVERNMENT ENTITY Federal Grantor Grant Description Type of Assistance	MATCH RATIO FEDERAL/LOCAL or 100% FEDERAL	FY 2015	FY 2016		FY 2017		LOCAL MATCH AND/OR MOE FUNDS	GRANT PERIOD	FOOT NOTE
			ACTUAL	PRIOR YEAR(S) GRANT AWARDS BALANCE BROUGHT FORWARD	ESTIMATED TOTAL AWARD	TOTAL ESTIMATED EXPENDITURE	GRANT AWARD(S) CARRYFORWARD BALANCE			
ORG 150 BUREAU OF CORRECTIONS										
U.S. Department of Justice										
16.606	STATE CRIMINAL ALIEN ASSISTANCE PROGRAM <i>DIRECT PAYMENTS FOR SPECIFIED USE - SCAAP</i>	100%	-	437,547	-	437,547	*	-	-	- 10/15/12 - Until Expended A
	Sub-Total		-	437,547	-	437,547		-	-	
U.S. Department of the Interior										
15.875	ECONOMIC, SOCIAL, & POLITICAL DEVELOPMENT OF THE TERRITORIES <i>DIRECT PAYMENTS WITH UNRESTRICTED USE / FORMULA / PROJECT</i> <i>CAPITAL IMPROVEMENT PROGRAM</i>									
	(1) Golden Grove Control Center, STX	100%	-	400,000	-	-	-	-	-	- 06/27/13-08/31/18
	(2) Golden Grove Kitchen Renovations, STX	100%	-	465,000	-	-	-	-	-	- 09/09/14-09/30/19
	Sub-Total		-	865,000	-	-	-	-	-	
	TOTAL ORG 150 BUREAU OF CORRECTIONS		-	1,302,547	-	437,547		-	-	

A*- The grant award balance of \$437,547 brought forward, and of \$147,992 carryforward, will support Personnel Services and Fringe Benefits costs in FY 2016.



VIRGIN ISLANDS FIRE SERVICE

Fire Service STT/STJ/STX
 Administration
 Arson Prevention



Virgin Islands Fire Service

Activity 24000 Fire Services STT/STJ/STX

Functional Statement

Fire Services provide emergency response and life safety education programs that help minimize loss of life and property from fires and other emergencies. The Suppression Unit is charged with responding to fire emergencies, basic medical emergencies, extrication, rescue, and hazardous situations (provided by the HazMat Team).

	ACTUAL		BUDGETED 2016	RECOMMENDATION 2017
	2014	2015		
24000 FIRE SERVICES				
APPROPRIATED FUNDS				
GENERAL FUND				
PERSONNEL SERVICES	12,701,052	12,214,581	8,954,511	11,565,150
FRINGE BENEFITS	4,654,079	4,457,299	4,423,226	5,187,149
OTHER SERVICES	235,008	69,026	88,200	506,700
UTILITY SERVICES	370,364	275,115	309,659	248,740
TOTAL - GENERAL FUND	17,960,503	17,016,020	13,775,596	17,507,739
TOTAL APPROPRIATED FUNDS	17,960,503	17,016,020	13,775,596	17,507,739
NON APPROPRIATED FUNDS				
EMERGENCY SERVICES				
SUPPLIES	342,982	221,809	57,761	-
OTHER SERVICES	337,079	180,522	113,859	376,420
UTILITY SERVICES	-	141,080	70,000	55,000
CAPITAL PROJECTS	52,534	-	-	-
TOTAL - EMERGENCY SERVICES	732,596	543,411	241,619	431,420
FIRE SERVICE EMERGENCY				
SUPPLIES	148,468	382,274	305,820	512,131
OTHER SERVICES	55,161	158,221	290,754	135,000
TOTAL - FIRE SERVICE EMERGENCY	203,630	540,496	596,574	647,131
TOTAL - 24000 FIRE SERVICES	18,896,728	18,099,927	14,613,789	18,586,290
FTE REQUIRED		FIRE SERVICES	249.00	

Activity 24010 Administration

Functional Statement

The Administration Unit is responsible for effective administration of the Agency's financial resources, as well as providing administrative support to all Fire personnel. In its effort to be fiscally proactive and responsible, the Unit continues to explore revenue-enhancing opportunities, such as grants to augment funds allocated from the General Fund. The Unit examines all departmental operations to ensure that resources are cost efficient.

	ACTUAL		BUDGETED 2016	RECOMMENDATION 2017
	2014	2015		
24010 FIRE SERVICES ADMINISTRATION				
APPROPRIATED FUNDS				
GENERAL FUND				
PERSONNEL SERVICES	325,952	318,244	2,808,955	1,177,402
FRINGE BENEFITS	143,997	156,780	467,292	576,824
OTHER SERVICES	74,285	68,547	90,000	95,000
TOTAL - GENERAL FUND	544,234	543,571	3,366,247	1,849,226
TOTAL APPROPRIATED FUNDS	544,234	543,571	3,366,247	1,849,226
TOTAL - 24010 FIRE SERVICES ADMINISTRATION	544,234	543,571	3,366,247	1,849,226
FTE REQUIRED		FIRE SERVICES ADMINISTRATION	23.00	

Activity 24020 Arson Prevention

Functional Statement

The Arson Prevention Unit conducts fire safety inspections, arson investigations, and provides public education, fire drills, and fire prevention training throughout the communities of St. Thomas, St. John, and St. Croix.

		ACTUAL		BUDGETED	RECOMMENDATION
		2014	2015	2016	2017
24020	ARSON PREVENTION UNIT				
APPROPRIATED FUNDS					
GENERAL FUND					
	PERSONNEL SERVICES	591,264	611,743	687,221	735,342
	FRINGE BENEFITS	209,299	236,129	328,023	347,622
	OTHER SERVICES	7,264	115	-	-
	TOTAL - GENERAL FUND	807,827	847,987	1,015,244	1,082,964
	TOTAL APPROPRIATED FUNDS	807,827	847,987	1,015,244	1,082,964
TOTAL - 24020	ARSON PREVENTION UNIT	807,827	847,987	1,015,244	1,082,964
	FTE REQUIRED		ARSON PREVENTION UNIT	14.00	

Virgin Islands Fire Services

		ACTUAL		BUDGETED	RECOMMENDATION
BY ACTIVITY		2014	2015	2016	2017
APPROPRIATED FUNDS					
GENERAL FUND					
	FIRE SERVICES	17,960,503	17,016,020	13,775,596	17,507,739
	FIRE SERVICES ADMINISTRATION	544,234	543,571	3,366,247	1,849,226
	ARSON PREVENTION UNIT	807,827	847,987	1,015,244	1,082,964
	TOTAL - GENERAL FUND	19,312,563	18,407,578	18,157,087	20,439,929
	TOTAL APPROPRIATED FUNDS	19,312,563	18,407,578	18,157,087	20,439,929
NON APPROPRIATED FUNDS					
EMERGENCY SERVICES					
	FIRE SERVICES	732,596	543,411	241,619	431,420
	TOTAL - EMERGENCY SERVICES	732,596	543,411	241,619	431,420
FIRE SERVICE EMERGENCY					
	FIRE SERVICES	203,630	540,496	596,574	647,131
	TOTAL - FIRE SERVICE EMERGENCY	203,630	540,496	596,574	647,131
	TOTAL NON APPROPRIATED FUNDS	936,225	1,083,907	838,193	1,078,551

Virgin Islands Fire Services

BY BUDGET CATEGORY	ACTUALS		BUDGETED 2016	RECOMMENDATION 2017
	2014	2015		
APPROPRIATED FUNDS				
GENERAL FUND				
PERSONNEL SERVICES	13,618,268	13,144,568	12,450,687	13,477,894
FRINGE BENEFITS	5,007,374	4,850,208	5,218,541	6,111,595
OTHER SERVICES	316,557	137,687	178,200	601,700
UTILITY SERVICES	370,364	275,115	309,659	248,740
TOTAL - GENERAL FUND	19,312,563	18,407,578	18,157,087	20,439,929
TOTAL APPROPRIATED FUNDS	19,312,563	18,407,578	18,157,087	20,439,929
NON APPROPRIATED FUNDS				
EMERGENCY SERVICES				
SUPPLIES	342,982	221,809	57,761	-
OTHER SERVICES	337,079	180,522	113,859	376,420
UTILITY SERVICES	-	141,080	70,000	55,000
CAPITAL PROJECTS	52,534	-	-	-
TOTAL - EMERGENCY SERVICES	732,596	543,411	241,619	431,420
TOTAL - EMERGENCY SERVICES	732,596	543,411	241,619	431,420
FIRE SERVICE EMERGENCY				
SUPPLIES	148,468	382,274	305,820	512,131
OTHER SERVICES	55,161	158,221	290,754	135,000
TOTAL - FIRE SERVICE EMERGENCY	203,630	540,496	596,574	647,131
TOTAL - FIRE SERVICE EMERGENCY	203,630	540,496	596,574	647,131
TOTAL NON APPROPRIATED FUNDS	936,225	1,083,907	838,193	1,078,551

BY FUND TYPE	Personnel	Fringe	Other Svcs.		Utilities	Capital	Miscellaneous	Total
	Services	Benefits	Supplies	Chrgs.		Outlays		
APPROPRIATED FUNDS								
GENERAL FUND								
GENERAL FUND	13,477,894	6,111,595	-	601,700	248,740	-	-	20,439,929
TOTAL - GENERAL FUND	13,477,894	6,111,595	-	601,700	248,740	-	-	20,439,929
TOTAL APPROPRIATED FUNDS	13,477,894	6,111,595	-	601,700	248,740	-	-	20,439,929
NON APPROPRIATED FUNDS								
GENERAL FUND								
EMERGENCY SERVICES	-	-	-	376,420	55,000	-	-	431,420
FIRE SERVICE EMERGENCY	-	-	512,131	135,000	-	-	-	647,131
RURAL COMM FIRE PROT PROG	-	-	-	-	-	-	-	-
SECTION 12 BOND PROCEEDS	-	-	-	-	-	-	-	-
TOTAL - GENERAL FUND	-	-	512,131	511,420	55,000	-	-	1,078,551
TOTAL NON APPROPRIATED FUNDS	-	-	512,131	511,420	55,000	-	-	1,078,551
TOTAL - FIRE SERVICES	13,477,894	6,111,595	512,131	1,113,120	303,740	-	-	21,518,480

Virgin Islands Fire Services
Federal Funds
By Budget Category

	FY2015 Expenditure	FY 2016 Grant Award	FY2016 Appropriation	FY2017 Recommendation
FEDERAL FUNDS				
PERSONNEL SERVICES	-	-	-	-
FRINGE BENEFITS	-	-	-	-
SUPPLIES	16,017	40,000	-	40,000
OTHER SVS. & CHGS.	56,923	-	-	-
UTILITIES	-	-	-	-
CAPITAL OUTLAYS	-	-	-	-
CAPITAL OUTLAYS	876	-	-	-
TOTAL FEDERAL FUNDS	73,816	40,000	-	40,000.00

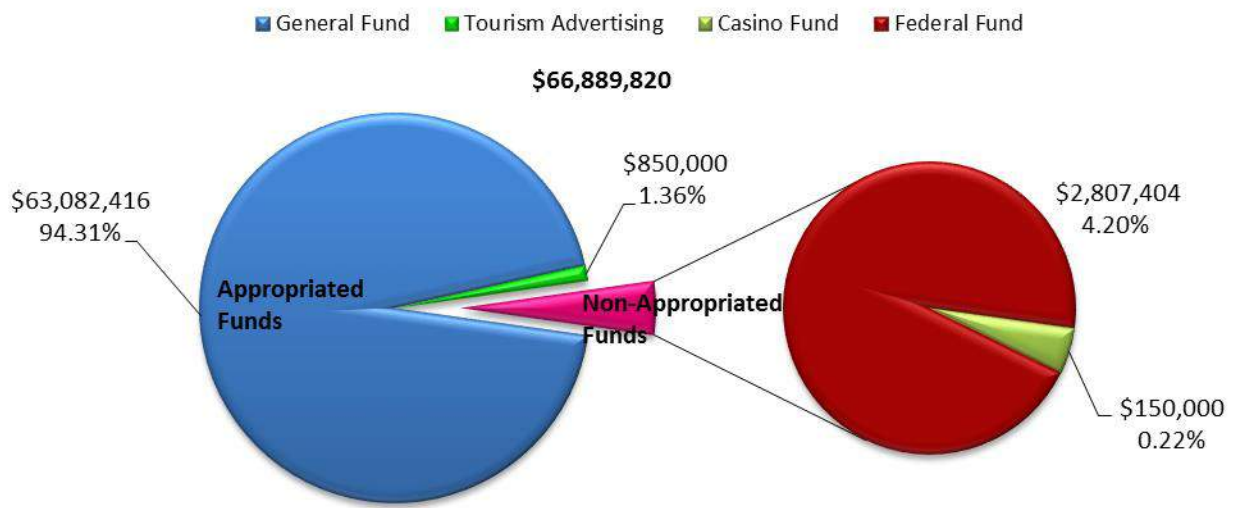
Government of the Virgin Islands
Listing of Federal Grants - 2017

CFDA NO	GOVERNMENT ENTITY Federal Grantor Grant Description Type of Assistance	MATCH RATIO FEDERAL/LOCAL or 100% FEDERAL	FY 2015	FY 2016		FY 2017		LOCAL MATCH AND/OR MOE FUNDS	GRANT PERIOD	FOOT NOTE
			ACTUAL	ESTIMATED		PROJECTED				
			TOTAL EXPENDITURE	PRIOR YEAR(S) GRANT AWARDS BALANCE BROUGHT FORWARD	TOTAL AWARD	TOTAL ESTIMATED EXPENDITURE	GRANT AWARD(S) CARRYFORWARD BALANCE			
10.664	COOPERATIVE FORESTRY ASSISTANCE FORMULA/PROJECT	100%	72,940	140,000	40,000	180,000	-	40,000	-	08/01/17-09/30/19
	Sub-Total		72,940	140,000	40,000	180,000	-	40,000	-	
U.S. Department of the Interior										
15.875	ECONOMIC, SOCIAL, & POLITICAL DEVELOPMENT OF THE TERRITORIES DIRECT PAYMENTS WITH UNRESTRICTED USE / FORMULA / PROJECT CAPITAL IMPROVEMENT PROGRAM									
	(1) Fort Christian Fire Station Relocation Project, ST	100%	-	1,000,000	-	1,000,000	-	-	-	09/19/12-08/30/17
	(1) Dorothea Fire Station Construction Project, STT	100%	876	23,983	-	23,983	-	-	-	09/19/12-08/30/17
	Sub-Total		876	1,023,983	-	1,023,983	-	-	-	
	TOTAL ORG 240 VIRGIN ISLANDS FIRE SERVICES		73,816	1,163,983	40,000	1,203,983	-	40,000	-	



VIRGIN ISLANDS POLICE DEPARTMENT

- Management
- Intelligence Bureau
- Division of Police Operations STX/STT/STJ
- Special Operations Bureau STX/STT/STJ
- School Security STX/STT/STJ
- Administrative Services
- Communications
- Management Information System Bureau
- Highway Safety Administration
- Training
- Motor Pool STX/STT/STJ



Virgin Islands Police Department

Activity 50000 Management

Functional Statement

The Office of the Police Commissioner ensures the proper administration of the Virgin Islands Police Department, and obtains the necessary personnel, equipment, training, funding, and other resources for each component of the Department to efficiently fulfill its mandate and to provide support to police operations.

	ACTUAL		BUDGETED 2016	RECOMMENDATION 2017
	2014	2015		
50000 MANAGEMENT				
APPROPRIATED FUNDS				
GENERAL FUND				
PERSONNEL SERVICES	2,313,060	2,290,099	2,534,621	4,187,047
FRINGE BENEFITS	761,629	812,509	996,547	1,483,595
SUPPLIES	8,508	27,457	68,200	48,000
OTHER SERVICES	563,544	570,814	961,823	1,508,969
TOTAL - GENERAL FUND	3,646,741	3,700,879	4,561,191	7,227,611
TOTAL APPROPRIATED FUNDS	3,646,741	3,700,879	4,561,191	7,227,611
TOTAL - 50000 MANAGEMENT	3,646,741	3,700,879	4,561,191	7,227,611
FTE REQUIRED			58.88	

Activity 50010 Intelligence Bureau

Functional Statement

The Intelligence Bureau is responsible for the collection, processing, and dissemination of intelligence data and the investigation of major crimes to include white collar crime, organized crime, terrorism, subversive activity, and all other cases as assigned by the Police Commissioner.

	ACTUAL		BUDGETED 2016	RECOMMENDATION 2017
	2014	2015		
50010 INTELLIGENCE BUREAU				
APPROPRIATED FUNDS				
GENERAL FUND				
PERSONNEL SERVICES	378,498	324,546	536,345	669,265
FRINGE BENEFITS	142,427	127,611	223,327	310,920
SUPPLIES	3,010	16,260	25,580	24,500
OTHER SERVICES	6,759	40,125	85,436	183,260
TOTAL - GENERAL FUND	530,693	508,541	870,688	1,187,945
TOTAL APPROPRIATED FUNDS	530,693	508,541	870,688	1,187,945
TOTAL - 50010 INTELLIGENCE BUREAU	530,693	508,541	870,688	1,187,945
FTE REQUIRED			17.00	

Activity 50100/50110 Division of Police Operation STX/STT/STJ

Functional Statement

The Police Operation Division ensures the protection of life and property; prevents and deters crime; prevents and diminishes the fear of crime; defends public peace and tranquility; and aggressively pursues and apprehends those who violate the law.

	ACTUAL		BUDGETED 2016	RECOMMENDATION 2017
	2014	2015		
50100 POL OPER STT/STJ NSF				
APPROPRIATED FUNDS				
GENERAL FUND				
PERSONNEL SERVICES	15,218,752	14,343,535	13,618,110	14,625,438
FRINGE BENEFITS	4,417,946	4,116,110	6,095,960	5,451,417
SUPPLIES	244,922	277,659	377,000	338,680
OTHER SERVICES	648,057	552,937	588,396	968,221
UTILITY SERVICES	813,455	902,034	877,414	848,612
CAPITAL PROJECTS	70,542	-	400,000	500,000
TOTAL - GENERAL FUND	21,413,673	20,192,275	21,956,880	22,732,368
TOURISM AD REVOLVING				
PERSONNEL SERVICES	224,177	278,225	498	278,681
FRINGE BENEFITS	62,317	49,758	47,946	21,319
OTHER SERVICES	-	-	-	125,000
TOTAL - TOURISM AD REVOLVING	286,494	327,983	48,444	425,000
TOTAL APPROPRIATED FUNDS	21,700,167	20,520,258	22,005,323	23,157,368
TOTAL - 50100 POL OPER STT/STJ NSF	21,700,167	20,520,258	22,005,323	23,157,368
FTE REQUIRED			273.40	
POL OPER STT/STJ NSF				

	ACTUAL		BUDGETED 2016	RECOMMENDATION 2017
	2014	2015		
50110 POLICE OPR STX				
APPROPRIATED FUNDS				
GENERAL FUND				
PERSONNEL SERVICES	14,808,513	14,209,800	13,020,847	14,572,888
FRINGE BENEFITS	4,374,832	4,253,858	5,948,589	5,455,640
SUPPLIES	165,224	403,964	397,000	374,400
OTHER SERVICES	903,792	594,431	531,048	739,671
UTILITY SERVICES	729,928	587,155	1,103,867	803,750
CAPITAL PROJECTS	103,409	50,872	38,370	-
TOTAL - GENERAL FUND	21,085,698	20,100,079	21,039,721	21,946,349
TOURISM AD REVOLVING				
PERSONNEL SERVICES	80,736	47,090	746	278,681
FRINGE BENEFITS	-	-	45,514	21,319
OTHER SERVICES	-	-	-	125,000
TOTAL - TOURISM AD REVOLVING	80,736	47,090	46,260	425,000
TOTAL APPROPRIATED FUNDS	21,166,434	20,147,170	21,085,981	22,371,350
TOTAL - 50110 POLICE OPR STX	21,166,434	20,147,170	21,085,981	22,371,350
FTE REQUIRED			268.72	
POLICE OPR STX				

Activity 50120 School Security STX/STT

Functional Statement

The School Security unit provides security and police protection for public schools in the Territory to prevent vandalism, arrest violators and trespassers, and reduce criminal incidents.

		ACTUAL		BUDGETED	RECOMMENDATION
		2014	2015	2016	2017
50120	SCHOOL SECURITY				
APPROPRIATED FUNDS					
GENERAL FUND					
	PERSONNEL SERVICES	1,275,311	796,211	936,198	431,477
	FRINGE BENEFITS	372,483	262,218	279,660	182,112
	SUPPLIES	6,033	3,324	30,000	27,500
	OTHER SERVICES	-	5,000	27,500	12,500
	TOTAL - GENERAL FUND	1,653,828	1,066,753	1,273,358	653,589
	TOTAL APPROPRIATED FUNDS	1,653,828	1,066,753	1,273,358	653,589
TOTAL - 50120	SCHOOL SECURITY	1,653,828	1,066,753	1,273,358	653,589
	FTE REQUIRED		SCHOOL SECURITY	8.00	

Activity 50130 Special Operations Bureau STX/STT/STJ

Functional Statement

The Special Operations Bureau is responsible for patrolling, surveillance, and interdiction operations which include those focused on the fight against drug trafficking, weapons smuggling, illegal alien entry into the Territory, and the use of ports as transfer points to the U.S. mainland in conjunction with respective federal agencies.

		ACTUAL		BUDGETED	RECOMMENDATION
		2014	2015	2016	2017
50130	SPECIAL OPERATIONS				
APPROPRIATED FUNDS					
GENERAL FUND					
	PERSONNEL SERVICES	235,162	248,066	220,411	139,003
	FRINGE BENEFITS	81,838	87,614	82,188	64,378
	SUPPLIES	11,094	125,146	234,965	266,000
	OTHER SERVICES	-	36,094	62,000	22,500
	TOTAL - GENERAL FUND	328,093	496,919	599,564	491,881
	TOTAL APPROPRIATED FUNDS	328,093	496,919	599,564	491,881
TOTAL - 50130	SPECIAL OPERATIONS	328,093	496,919	599,564	491,881
	FTE REQUIRED		SPECIAL OPERATIONS	3.00	

Activity 50200 Support Service

Functional Statement

The Support Service unit maintains personnel, fiscal and property records, and payroll. The Unit provides administrative services and logistical support to the entire of the Department.

		ACTUAL		BUDGETED	RECOMMENDATION
		2014	2015	2016	2017
50200	SUPPORT SERVICE				
APPROPRIATED FUNDS					
GENERAL FUND					
	PERSONNEL SERVICES	1,530,876	1,552,284	2,666,516	1,887,509
	FRINGE BENEFITS	587,835	588,408	974,069	772,928
	SUPPLIES	57,149	63,499	83,000	101,500
	OTHER SERVICES	447,996	439,989	399,420	480,609
	TOTAL - GENERAL FUND	2,623,857	2,644,181	4,123,004	3,242,546
	TOTAL APPROPRIATED FUNDS	2,623,857	2,644,181	4,123,004	3,242,546
TOTAL - 50200	SUPPORT SERVICE	2,623,857	2,644,181	4,123,004	3,242,546
	FTE REQUIRED		SUPPORT SERVICE	56.00	

Activity 50210 Communications

	ACTUAL		BUDGETED 2016	RECOMMENDATION 2017
	2014	2015		
50210 COMMUNICATIONS				
APPROPRIATED FUNDS				
GENERAL FUND				
PERSONNEL SERVICES	98,185	87,015	102,401	107,576
FRINGE BENEFITS	55,970	53,669	82,639	55,181
SUPPLIES	-	51,216	100,000	103,460
OTHER SERVICES	74,269	152,562	195,903	78,782
TOTAL - GENERAL FUND	228,425	344,462	480,943	344,999
TOTAL APPROPRIATED FUNDS	228,425	344,462	480,943	344,999
TOTAL - 50210 COMMUNICATIONS	228,425	344,462	480,943	344,999
FTE REQUIRED		COMMUNICATIONS	4.00	

Activity 50220 Management Information Systems Bureau

Functional Statement

The Management Information Systems Bureau provides a variety of information technology services to assist in the ongoing war against crime and violence in the Territory.

	ACTUAL		BUDGETED 2016	RECOMMENDATION 2017
	2014	2015		
50220 MANAGEMENT INFO SYS				
APPROPRIATED FUNDS				
GENERAL FUND				
PERSONNEL SERVICES	251,505	205,410	314,930	415,635
FRINGE BENEFITS	112,658	93,706	144,314	186,015
SUPPLIES	39,672	52,006	55,000	53,000
OTHER SERVICES	551,645	726,802	716,000	795,511
CAPITAL PROJECTS	5,082	271,047	192,500	47,000
TOTAL - GENERAL FUND	960,562	1,348,972	1,422,744	1,497,161
TOTAL APPROPRIATED FUNDS	960,562	1,348,972	1,422,744	1,497,161
TOTAL - 50220 MANAGEMENT INFO SYS	960,562	1,348,972	1,422,744	1,497,161
FTE REQUIRED		MANAGEMENT INFO SYS	10.00	

Activity 50320 Highway Safety Administration

Functional Statement

The Highway Safety Administration administers the Highway Safety Program to comply with the federal requirements necessary to qualify for Federal Highway Safety funds.

	ACTUAL		BUDGETED 2016	RECOMMENDATION 2017
	2014	2015		
50320 HIGHWAY SAFETY ADMINISTRATION				
APPROPRIATED FUNDS				
GENERAL FUND				
PERSONNEL SERVICES	87,947	93,472	92,382	96,692
FRINGE BENEFITS	39,541	31,555	36,416	41,908
SUPPLIES	-	125	2,750	14,500
OTHER SERVICES	-	64,626	71,030	95,620
TOTAL - GENERAL FUND	127,488	189,778	202,578	248,720
TOTAL APPROPRIATED FUNDS	127,488	189,778	202,578	248,720
TOTAL - 50320 HIGHWAY SAFETY ADMINISTRATION	127,488	189,778	202,578	248,720
FTE REQUIRED		HIGHWAY SAFETY ADMINISTRATION	2.00	

Activity 50330 Highway Safety Res/Stat

	ACTUAL		BUDGETED 2016	RECOMMENDATION 2017
	2014	2015		
50330 HIGHWAY SAFETY RES/STAT				
APPROPRIATED FUNDS				
GENERAL FUND				
PERSONNEL SERVICES	62,308	57,692	102,562	165,023
FRINGE BENEFITS	21,556	20,962	43,208	67,794
SUPPLIES	-	1,894	2,750	14,500
OTHER SERVICES	-	-	2,500	12,500
TOTAL - GENERAL FUND	83,864	80,548	151,020	259,817
TOTAL APPROPRIATED FUNDS	83,864	80,548	151,020	259,817
TOTAL - 50330 HIGHWAY SAFETY RES/STAT	83,864	80,548	151,020	259,817
FTE REQUIRED HIGHWAY SAFETY RES/STAT			3.00	

Activity 50400 Training

Functional Statement

The Training unit develops, conducts, and maintains departmental training programs consistent with modern training methods and practices, to increase the efficiency and productivity of both sworn and civilian personnel. It also assists other enforcement agencies with training personnel.

	ACTUAL		BUDGETED 2016	RECOMMENDATION 2017
	2014	2015		
50400 TRAINING				
APPROPRIATED FUNDS				
GENERAL FUND				
PERSONNEL SERVICES	58,879	153,502	259,519	176,727
FRINGE BENEFITS	28,271	44,355	84,997	63,076
SUPPLIES	844,154	260,945	268,158	268,974
OTHER SERVICES	254,535	350,386	513,863	617,591
TOTAL - GENERAL FUND	1,185,839	809,187	1,126,537	1,126,368
TOTAL APPROPRIATED FUNDS	1,185,839	809,187	1,126,537	1,126,368
TOTAL - 50400 TRAINING	1,185,839	809,187	1,126,537	1,126,368
FTE REQUIRED TRAINING			3.00	

Activity 50500 Motor Pool STX/STT/STJ

Functional Statement

The Motor Pool unit maintains and stores all vehicles of the Virgin Islands Police Department.

	ACTUAL		BUDGETED 2016	RECOMMENDATION 2017
	2014	2015		
50500 PD MOTOR POOL DIVISION				
APPROPRIATED FUNDS				
GENERAL FUND				
PERSONNEL SERVICES	307,098	277,643	375,344	299,484
FRINGE BENEFITS	136,588	149,500	183,532	162,135
SUPPLIES	1,387,860	1,472,468	1,388,062	1,490,396
OTHER SERVICES	400,223	166,353	171,803	160,047
CAPITAL PROJECTS	-	3,400	15,500	11,000
TOTAL - GENERAL FUND	2,231,769	2,069,364	2,134,241	2,123,062
TOTAL APPROPRIATED FUNDS	2,231,769	2,069,364	2,134,241	2,123,062
TOTAL - 50500 PD MOTOR POOL DIVISION	2,231,769	2,069,364	2,134,241	2,123,062
FTE REQUIRED PD MOTOR POOL DIVISION			11.00	

VI Police Department

BY ACTIVITY	ACTUAL		BUDGETED 2016	RECOMMENDATION 2017
	2014	2015		
APPROPRIATED FUNDS				
GENERAL FUND				
MANAGEMENT	3,646,741	3,700,879	4,561,191	7,227,611
INTELLIGENCE BUREAU	530,693	508,541	870,688	1,187,945
POL OPER STT/STJ NSF	21,413,673	20,192,275	21,956,880	22,732,368
POLICE OPR STX	21,085,698	20,100,079	21,039,721	21,946,349
SCHOOL SECURITY	1,653,828	1,066,753	1,273,358	653,589
SPECIAL OPERATIONS	328,093	496,919	599,564	491,881
SUPPORT SERVICE	2,623,857	2,644,181	4,123,004	3,242,546
COMMUNICATIONS	228,425	344,462	480,943	344,999
MANAGEMENT INFO SYS	960,562	1,348,972	1,422,744	1,497,161
HIGHWAY SAFETY ADMINISTRATION	127,488	189,778	202,578	248,720
HIGHWAY SAFETY RES/STAT	83,864	80,548	151,020	259,817
TRAINING	1,185,839	809,187	1,126,537	1,126,368
PD MOTOR POOL DIVISION	2,231,769	2,069,364	2,134,241	2,123,062
TOTAL - GENERAL FUND	56,100,531	53,551,939	59,942,468	63,082,416
TOURISM AD REVOLVING				
POL OPER STT/STJ NSF	286,494	327,983	48,444	425,000
POLICE OPR STX	80,736	47,090	46,260	425,000
TOTAL - TOURISM AD REVOLVING	367,230	375,074	94,704	850,000
TOTAL APPROPRIATED FUNDS	56,467,761	53,927,013	60,037,172	63,932,416
TOTAL - VI POLICE DEPARTMENT	56,467,761	53,927,013	60,037,172	63,932,416
VI POLICE DEPARTMENT				

BY BUDGET CATEGORY	ACTUALS		BUDGETED 2016	RECOMMENDATION 2017
	2014	2015		
APPROPRIATED FUNDS				
GENERAL FUND				
PERSONNEL SERVICES	36,626,094	34,639,276	34,780,186	37,773,764
FRINGE BENEFITS	11,133,575	10,642,074	15,175,444	14,297,099
SUPPLIES	2,767,626	2,755,962	3,032,465	3,125,410
OTHER SERVICES	3,850,821	3,700,120	4,326,722	5,675,781
UTILITY SERVICES	1,543,383	1,489,189	1,981,281	1,652,362
CAPITAL PROJECTS	179,033	325,318	646,370	558,000
TOTAL - GENERAL FUND	56,100,531	53,551,939	59,942,468	63,082,416
TOURISM AD REVOLVING				
PERSONNEL SERVICES	304,912	325,315	1,244	557,362
FRINGE BENEFITS	62,317	49,758	93,460	42,638
OTHER SERVICES	-	-	-	250,000
TOTAL - TOURISM AD REVOLVING	367,230	375,074	94,704	850,000
TOTAL APPROPRIATED FUNDS	56,467,761	53,927,013	60,037,172	63,932,416

VI Police Department

BY FUND TYPE	Personnel Services	Fringe Benefits	Supplies	Other Svcs. Chrgs.	Utilities	Capital Outlays	Miscellaneous	Total
APPROPRIATED FUNDS								
GENERAL FUND								
GENERAL FUND	37,773,764	14,297,099	3,125,410	5,675,781	1,652,362	558,000	-	63,082,416
TOURISM AD REVOLVING	557,362	42,638	-	250,000	-	-	-	850,000
TOTAL - GENERAL FUND	38,331,126	14,339,737	3,125,410	5,925,781	1,652,362	558,000	-	63,932,416
TOTAL APPROPRIATED FUNDS	38,331,126	14,339,737	3,125,410	5,925,781	1,652,362	558,000	-	63,932,416
 TOTAL - VI POLICE DEPARTMENT	 38,331,126	 14,339,737	 3,125,410	 5,925,781	 1,652,362	 558,000	 -	 63,932,416

Federal Funds

BY BUDGET CATEGORY	FY2015 Expenditure	FY 2016 Grant Award	FY2016 Appropriation	FY2017 Recommendation
FEDERAL FUNDS				
PERSONNEL SERVICES	493,222	1,720,183	-	1,474,423
FRINGE BENEFITS	241,770	556,932	-	420,979
SUPPLIES	35,305	100,283	-	99,638
OTHER SVS. & CHGS.	172,441	735,624	-	682,374
CAPITAL OUTLAYS	-	129,990	-	129,990
TOTAL FEDERAL FUNDS	942,738	3,243,012	-	2,807,404

Government of the Virgin Islands

Listing of Federal Grants - 2017

CFDA NO.	GOVERNMENT ENTITY Federal Grantor Grant Description Type of Assistance	MATCH RATIO FEDERAL/LOCAL or 100% FEDERAL	FY 2015	FY 2016			FY 2017		LOCAL MATCH AND/OR MOE FUNDS	GRANT PERIOD	FOOT NOTE
			ACTUAL	ESTIMATED		PROJECTED					
			TOTAL EXPENDITURE	PRIOR YEAR(S) GRANT AWARDS BALANCE BROUGHT FORWARD	TOTAL AWARD	TOTAL ESTIMATED EXPENDITURE	GRANT AWARD(S) CARRYFORWARD BALANCE	TOTAL AWARD			
ORG 500 VIRGIN ISLANDS POLICE DEPARTMENT											
U.S. Department of Justice											
16.710	PUBLIC SAFETY PARTNERSHIP AND COMMUNITY POLICING GRANTS <i>PROJECT - COPS GRANT</i>	84%/16%	529,955	2,640,060	*	1,181,524	1,458,536	*	346,008	09/01/15-08/31/18	A
	Sub-Total		529,955	2,640,060	-	1,181,524	1,458,536	-	346,008		
U.S. Department of Transportation											
20.218	NATIONAL MOTOR CARRIER SAFETY <i>FORMULA - MOTOR CARRIER SAFETY ASSISTANCE PROGRAM</i>	100%	46,106	350,000	350,000	525,000	175,000	350,000	-	10/01/16-09/30/18	
20.600	STATE AND COMMUNITY HIGHWAY SAFETY <i>FORMULA</i>	100%	366,677	-	1,711,488	1,454,766	-	1,657,593	-	10/01/16-09/30/17	
	Sub-Total		412,783	350,000	2,061,488	1,979,766	175,000	2,007,593	-		
	TOTAL ORG 500 VIRGIN ISLANDS POLICE DEPARTMENT		942,738	2,990,060	2,061,488	3,161,290	1,633,536	2,007,593	346,008		

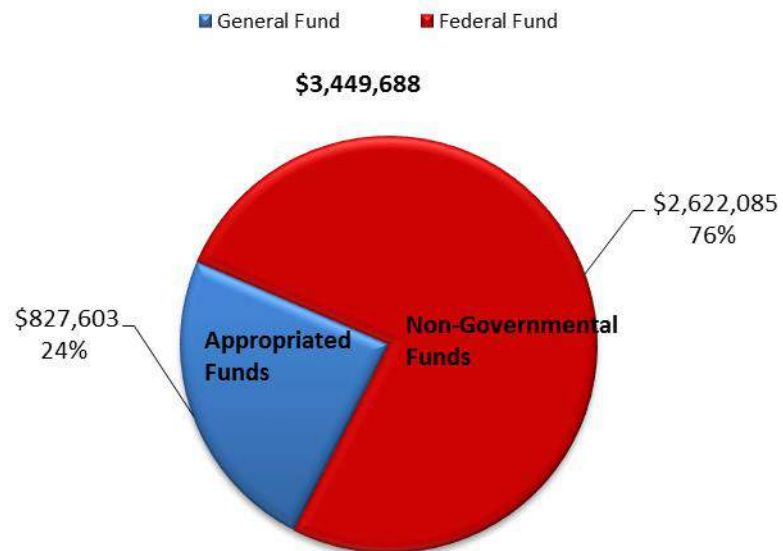
FY 2017 Listing of Federal Grants Footnotes:

A*- The grant award balance of \$2,640,060 brought forward, will support Personnel Services and Fringe Benefits costs totalling \$1,181,524 and \$799,811 in FY 2016 and FY 2017, respectively.



LAW ENFORCEMENT PLANNING COMMISSION

Administration
Management Information System
Victim/Witness



Law Enforcement Planning Commission

Activity 52100 Administration

	ACTUAL		BUDGETED 2016	RECOMMENDATION 2017
	2014	2015		
52100 ADMINISTRATION				
APPROPRIATED FUNDS				
GENERAL FUND				
PERSONNEL SERVICES	229,727	209,993	291,223	355,223
FRINGE BENEFITS	88,652	81,439	120,641	167,084
OTHER SERVICES	100,284	102,257	92,369	132,549
UTILITY SERVICES	49,663	64,776	30,000	30,000
TOTAL - GENERAL FUND	468,326	458,465	534,233	684,856
TOTAL APPROPRIATED FUNDS	468,326	458,465	534,233	684,856
TOTAL - 52100 ADMINISTRATION	468,326	458,465	534,233	684,856
FTE REQUIRED ADMINISTRATION			12.00	

Activity 52110 Management Information Systems

	ACTUAL		BUDGETED 2016	RECOMMENDATION 2017
	2014	2015		
52110 MANAGEMENT INFO SYSTEMS				
APPROPRIATED FUNDS				
GENERAL FUND				
PERSONNEL SERVICES	36,986	36,491	40,000	40,000
FRINGE BENEFITS	19,465	19,248	21,439	21,762
OTHER SERVICES	500	-	-	-
TOTAL - GENERAL FUND	56,951	55,738	61,439	61,762
TOTAL APPROPRIATED FUNDS	56,951	55,738	61,439	61,762
TOTAL - 52110 MANAGEMENT INFO SYSTEMS	56,951	55,738	61,439	61,762
FTE REQUIRED MANAGEMENT INFO SYSTEMS			1.00	

Activity 52120 Victim/Witness

	ACTUAL		BUDGETED 2016	RECOMMENDATION 2017
	2014	2015		
52120 VICTIM/WITNESS				
APPROPRIATED FUNDS				
GENERAL FUND				
PERSONNEL SERVICES	57,129	52,885	55,000	55,000
FRINGE BENEFITS	24,531	23,563	25,661	25,985
UTILITY SERVICES	618	-	-	-
TOTAL - GENERAL FUND	82,277	76,447	80,661	80,985
TOTAL APPROPRIATED FUNDS	82,277	76,447	80,661	80,985
TOTAL - 52120 VICTIM/WITNESS	82,277	76,447	80,661	80,985
FTE REQUIRED VICTIM/WITNESS			1.00	

LEPC

BY ACTIVITY	ACTUAL		BUDGETED 2016	RECOMMENDATION 2017
	2014	2015		
APPROPRIATED FUNDS				
GENERAL FUND				
ADMINISTRATION	468,326	458,465	534,233	684,856
MANAGEMENT INFO SYSTEMS	56,951	55,738	61,439	61,762
VICTIM/WITNESS	82,277	76,447	80,661	80,985
TOTAL - GENERAL FUND	607,554	590,651	676,333	827,603
TOTAL APPROPRIATED FUNDS	607,554	590,651	676,333	827,603
TOTAL - LEPC	607,554	590,651	676,333	827,603

BY BUDGET CATEGORY	ACTUALS		BUDGETED 2016	RECOMMENDATION 2017
	2014	2015		
APPROPRIATED FUNDS				
GENERAL FUND				
PERSONNEL SERVICES	323,841	299,368	386,223	450,223
FRINGE BENEFITS	132,648	124,249	167,741	214,831
OTHER SERVICES	100,784	102,257	92,369	132,549
UTILITY SERVICES	50,280	64,776	30,000	30,000
TOTAL - GENERAL FUND	607,554	590,651	676,333	827,603
TOTAL APPROPRIATED FUNDS	607,554	590,651	676,333	827,603

BY FUND TYPE	Personnel	Fringe	Other Svcs.		Utilities	Capital	Miscellaneous	Total
	Services	Benefits	Supplies	Chrgs.		Outlays		
APPROPRIATED FUNDS								
GENERAL FUND								
GENERAL FUND	450,223	214,831	-	132,549	30,000	-	-	827,603
TOTAL - GENERAL FUND	450,223	214,831	-	132,549	30,000	-	-	827,603
TOTAL APPROPRIATED FUNDS	450,223	214,831	-	132,549	30,000	-	-	827,603
TOTAL - LEPC	450,223	214,831	-	132,549	30,000	-	-	827,603

Federal Funds

BY BUDGET CATEGORY	FY2015	FY 2016	FY2016	FY2017
	Expenditure	Grant Award	Appropriation	Recommendation
FEDERAL FUNDS				
PERSONNEL SERVICES	228,089	220,400	-	220,400
FRINGE BENEFITS	108,640	91,072	-	91,072
SUPPLIES	71,950	-	-	-
OTHER SVS. & CHGS.	677,344	2,310,613	-	2,310,613
CAPITAL OUTLAYS	288,817	-	-	-
TOTAL FEDERAL FUNDS	1,374,840	2,622,085.00	-	2,622,085

Government of the Virgin Islands
Listing of Federal Grants - 2017

CFDA NO.	GOVERNMENT ENTITY Federal Grantor Grant Description Type of Assistance	MATCH RATIO FEDERAL/LOCAL or 100% FEDERAL	FY 2015		FY 2016		FY 2017		LOCAL MATCH AND/OR MOE FUNDS	GRANT PERIOD	FOOT NOTE
			ACTUAL	PRIOR YEAR(S) GRANT AWARDS	ESTIMATED	TOTAL	GRANT AWARD(S) CARRYFORWARD	TOTAL			
			TOTAL EXPENDITURE	BALANCE BROUGHT FORWARD	TOTAL AWARD	EXPENDITURE	BALANCE	AWARD			
ORG 520 LAW ENFORCEMENT PLANNING COMMISSION											
U.S. Department of Justice											
16.523	JUVENILE ACCOUNTABILITY BLOCK GRANTS <i>FORMULA / PROJECT - JABG</i>	100%	61,508	83,375	-	83,375	-	-	-	07/01/13-06/30/16	
16.540	JUVENILE JUSTICE AND DELINQUENCY PREVENTION- ALLOCATION TO STATES <i>FORMULA / PROJECT - TITLE II, PART B FORMULA GRANTS</i>	100%	42,805	196,022 *	60,020	135,046	120,996 *	60,020	-	10/01/16-09/30/19	A
16.548	TITLE V-DELINQUENCY PREVENTION PROGRAM <i>FORMULA - DELINQUENCY PREVENTION PROGRAM</i>	100%	12,275	-	-	-	-	-	-	10/01/10-09/30/15	
16.550	STATE JUSTICE STATISTICS PROGRAM FOR STATISTICAL ANALYSIS CENTERS <i>COOPERATIVE AGREEMENTS - SACS</i>	100%	162	59,838	-	59,838	-	-	-	08/01/13-06/30/16	
16.554	NATIONAL CRIMINAL HISTORY IMPROVEMENT PROGRAM <i>COOPERATIVE AGREEMENTS - NCHIP</i>	100%	1,700	148,300	-	148,300	-	-	-	10/01/13-04/30/16	
16.575	CRIME VICTIM ASSISTANCE <i>FORMULA</i>	100%	206,643	2,452,773	1,123,431	631,802	2,944,402	1,123,431	-	10/01/16-09/30/20	
16.588	VIOLENCE AGAINST WOMEN FORMULA GRANTS <i>FORMULA - STOP VIOLENCE AGAINST WOMEN FORMULA GRANTS</i>	100%	296,872	2,786,410 *	633,910	492,037	2,904,475	633,910	-	07/01/17-06/30/19	B
16.593	RESIDENTIAL SUBSTANCE ABUSE TREATMENT FOR STATE PRISONERS <i>FORMULA - RSAT</i>	100%	120,129	202,505 *	35,510	53,596	184,419	35,510	-	10/01/16-09/30/20	C
16.727	ENFORCING UNDERAGE DRINKING LAWS PROGRAM <i>PROJECT - EUDL</i>	100%	58,905	331,571 *	-	46,299	-	-	-	06/01/11-09/30/16	D
16.735	PREA PROGRAM: DEMONSTRATION PROJECTS TO ESTABLISH "ZI TOLERANCE" CULTURES FOR SEXUAL ASSAULT IN CORRECTIONAL FACILITIES <i>PROJECT - PRISON RAPE ELIMINATION ACT (PREA)</i>	100%	32,500	-	31,974	31,974	-	31,974	-	10/01/16-09/30/17	
16.738	EDWARD BYRNE MEMORIAL JUSTICE ASSISTANCE GRANT PROGRAM <i>FORMULA / PROJECT - BYRNE JAG PROGRAM</i>	100%	549,310	2,895,006	610,774	374,513	3,131,267	610,774	-	10/01/16-09/30/20	
16.750	SUPPORT FOR ADAM WALSH ACT IMPLEMENTATION GRANT PR <i>PROJECT - ADAM WALSH ACT</i>	100%	-	147,790	-	147,790	-	-	-	08/01/12-07/31/16	
	Sub-Total		1,382,809	9,303,590	2,495,619	2,204,570	9,285,559	2,495,619	-		
	TOTAL ORG 520 LAW ENFORCEMENT PLANNING COMMISSION		1,382,809	9,303,590	2,495,619	2,204,570	9,285,559	2,495,619	-		

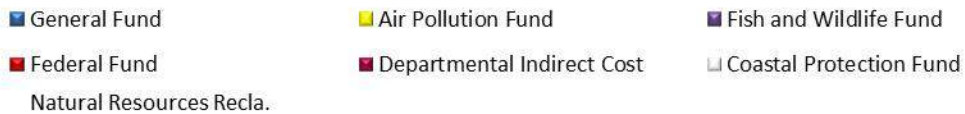
FY 2017 Listing of Federal Grants Footnotes:

- A- The grant award balance of \$69,153 brought forward, and of \$69,153 carryforward, will support Personnel Services and Fringe Benefits costs in FY 2016 and FY 2017, respectively.
- B- The FY 2009 Violence Against Women Formula Grant expired on 11/30/2015, leaving an unobligated balance of \$23,808.
- C- The grant award balance of \$36,419 brought forward, and of \$36,419 carryforward, will support Personnel Services and Fringe Benefits costs in FY 2016 and FY 2017, respectively.
- D- The FY 2010 Enforcing Underage Drinking Laws grant expired on 12/31/2015, leaving an unobligated balance of \$285,272.

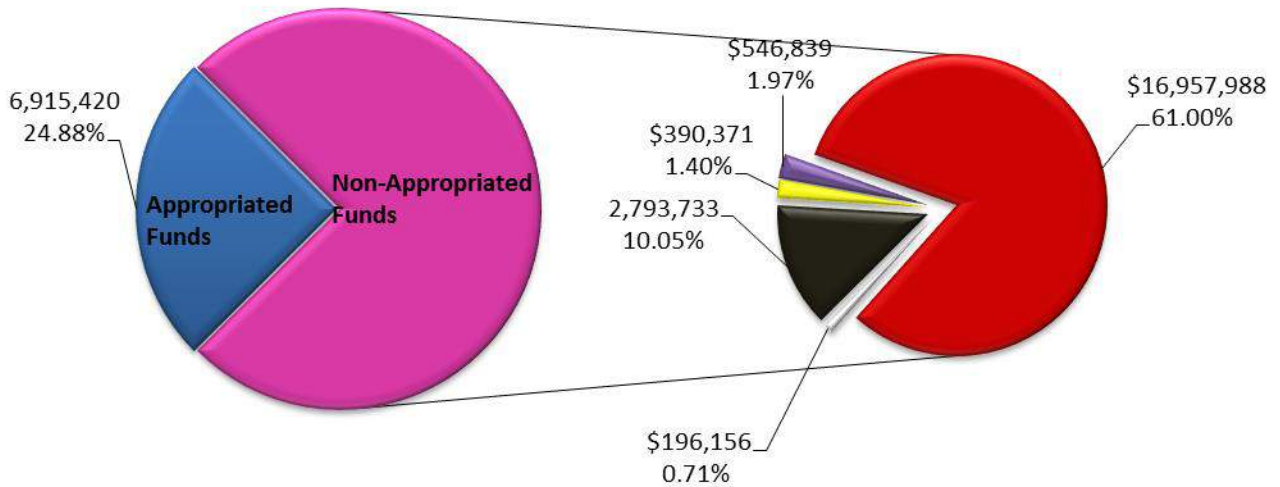


DEPARTMENT OF PLANNING AND NATURAL RESOURCES

Business and Administration Services
 Enforcement
 Permits Administration STT/STJ/STX & Permits Inspection
 Coastal Zone Management
 Comprehensive and Coastal Zone Planning
 Division of Archaeology and Historic Preservation
 Museums
 Libraries and Administration & LSCA/LSTA
 Division of Fish and Wildlife
 Environmental Protection
 Virgin Islands Cultural Heritage Institute



\$27,800,507



Department of Planning and Natural Resources

Activity 80000 Executive Office

	ACTUAL		BUDGETED 2016	RECOMMENDATION 2017
	2014	2015		
80000 EXECUTIVE OFFICE				
APPROPRIATED FUNDS				
GENERAL FUND				
PERSONNEL SERVICES	393,082	271,610	342,500	351,000
FRINGE BENEFITS	124,985	112,727	135,877	147,441
SUPPLIES	140,398	18,300	10,302	-
OTHER SERVICES	255,995	431,970	106,183	66,559
UTILITY SERVICES	33,434	8,455	20,500	-
CAPITAL PROJECTS	-	2,381	-	-
TOTAL - GENERAL FUND	947,894	845,443	615,362	565,000
TOTAL APPROPRIATED FUNDS	947,894	845,443	615,362	565,000
NON APPROPRIATED FUNDS				
NATURAL RESOURCE RECLAMATION				
PERSONNEL SERVICES	359,006.37	330,594.65	-	422,125.00
FRINGE BENEFITS	129,499.74	149,808.17	-	184,022.80
SUPPLIES	13,757.70	15,582.13	-	78,302.00
OTHER SERVICES	307,225.07	152,721.38	-	607,962.00
UTILITY SERVICES	0.00	10,000.00	-	98,500.00
CAPITAL PROJECTS	51,800.00	4,250.00	-	43,000.00
TOTAL - NATURAL RESOURCE RECL	861,289	662,956	1,218,808	1,433,912
AIR POLLUTION CONT AGENCY				
PERSONNEL SERVICES	96,805.44	109,916.65	-	209,924.00
FRINGE BENEFITS	0.00	1,168.93	-	-
SUPPLIES	22,516.42	5,399.61	-	4,000.00
UTILITY SERVICES	104,600.00	60,469.73	-	15,000.00
CAPITAL PROJECTS	2,000.00	0.00	-	-
TOTAL - AIR POLLUTION CONT AGE	225,922	176,955	279,890	228,924
LEGAL PUBLICATIONS				
PERSONNEL SERVICES	0.00	0.00	-	-
TOTAL - LEGAL PUBLICATIONS	-	-	34,000	-
TOTAL NON APPROPRIATED FUNDS	1,087,211	839,911	-	1,662,836
TOTAL - 80000 EXECUTIVE OFFICE	2,035,105	1,685,354	2,148,061	2,227,835
FTE REQUIRED		EXECUTIVE OFFICE	26.30	

Activity 80020 Enforcement

	ACTUAL		BUDGETED 2016	RECOMMENDATION 2017
	2014	2015		
80020 ENFORCEMENT				
NON APPROPRIATED FUNDS				
VI COASTAL PROTECTION				
FRINGE BENEFITS	16,453.85	4,198.67	-	11,720.62
TOTAL - VI COASTAL PROTECTION	16,454	4,199	10,215	11,721
TOTAL NON APPROPRIATED FUNDS	16,454	4,199		11,721
TOTAL - 80020 ENFORCEMENT	16,454	4,199	10,215	11,721

Activity 80051/80053/80054/80110/80120/ Business and Administrative Services

Functional Statement

The Business and Administrative Services Division is responsible for all fiscal matters pertaining to budgeting, personnel, payroll, revenue collection, and other fiscal matters involving General, federal, and other special funds.

	ACTUAL		BUDGETED 2016	RECOMMENDATION 2017
	2014	2015		
80051 OFFICE OF THE DIRECTOR				
APPROPRIATED FUNDS				
GENERAL FUND				
PERSONNEL SERVICES	417,362	418,143	591,326	554,934
FRINGE BENEFITS	178,462	178,749	274,882	256,235
SUPPLIES	16,799	12,897	10,000	10,000
OTHER SERVICES	84,165	96,120	95,000	95,000
UTILITY SERVICES	19,873	39,040	41,000	26,000
TOTAL - GENERAL FUND	716,661	744,949	1,012,208	942,169
TOTAL APPROPRIATED FUNDS	716,661	744,949	1,012,208	942,169
TOTAL - 80051	716,661	744,949	1,012,208	942,169
FTE REQUIRED		OFFICE OF THE DIRECTOR	13.00	
	ACTUAL		BUDGETED 2016	RECOMMENDATION 2017
	2014	2015		
80053				
NON APPROPRIATED FUNDS				
NATURAL RESOURCE RECLAMATION				
PERSONNEL SERVICES	0.00	0.00	-	-
FRINGE BENEFITS	0.00	0.00	-	-
SUPPLIES	4,509.72	6,025.00	-	26,000.00
OTHER SERVICES	61,082.83	23,468.22	-	187,000.00
UTILITY SERVICES	43,194.78	63,578.43	-	116,500.00
TOTAL - NATURAL RESOURCE RECL	108,787	93,072	432,645	329,500
TOTAL NON APPROPRIATED FUNDS	108,787	93,072	-	329,500
TOTAL - 80053	108,787	93,072	432,645	329,500
	ACTUAL		BUDGETED 2016	RECOMMENDATION 2017
	2014	2015		
80054				
REVENUE & CONTRACT MANAGEMENT				
APPROPRIATED FUNDS				
GENERAL FUND				
PERSONNEL SERVICES	28,484	66,357	86,784	86,784
FRINGE BENEFITS	17,293	34,404	46,803	47,459
TOTAL - GENERAL FUND	45,778	100,761	133,587	134,243
TOTAL APPROPRIATED FUNDS	45,778	100,761	133,587	134,243
NON APPROPRIATED FUNDS				
NATURAL RESOURCE RECLAMATION				
PERSONNEL SERVICES	43,239.53	27,950.38	-	-
FRINGE BENEFITS	17,771.90	12,413.99	-	-
TOTAL - NATURAL RESOURCE RECL	61,011	40,364	-	-
TOTAL NON APPROPRIATED FUNDS	61,011	40,364	-	-
TOTAL - 80054	106,789	141,125	133,587	134,243
FTE REQUIRED		REVENUE & CONTRACT MANAGEMENT	3.00	

	ACTUAL		BUDGETED 2016	RECOMMENDATION 2017
	2014	2015		
80110 PROGRAMS				
APPROPRIATED FUNDS				
GENERAL FUND				
PERSONNEL SERVICES	140,648	123,108	72,031	72,031
FRINGE BENEFITS	52,464	50,543	19,109	30,960
TOTAL - GENERAL FUND	193,113	173,651	91,140	102,991
TOTAL APPROPRIATED FUNDS	193,113	173,651	91,140	102,991
TOTAL - 80110 PROGRAMS	193,113	173,651	91,140	102,991
FTE REQUIRED			1.00	

	ACTUAL		BUDGETED 2016	RECOMMENDATION 2017
	2014	2015		
80120 ACCOUNTING AND PAYROLL				
APPROPRIATED FUNDS				
GENERAL FUND				
PERSONNEL SERVICES	85,957	78,653	81,847	83,598
FRINGE BENEFITS	41,738	40,456	43,759	44,895
TOTAL - GENERAL FUND	127,695	119,110	125,606	128,493
TOTAL APPROPRIATED FUNDS	127,695	119,110	125,606	128,493
NON APPROPRIATED FUNDS				
FISH AND GAME				
PERSONNEL SERVICES	282,912	261,593.48	-	348,733
FRINGE BENEFITS	129,494	130,611.01	-	198,105.69
TOTAL - FISH AND GAME	412,406	392,204	-	546,839
TOTAL - 80120 ACCOUNTING AND PAYROLL	540,101	511,314	125,606	675,332
FTE REQUIRED			11.60	

Activity 80100 Energy Office

	ACTUAL		BUDGETED 2016	RECOMMENDATION 2017
	2014	2015		
80100 ENERGY OFFICE				
APPROPRIATED FUNDS				
GENERAL FUND				
PERSONNEL SERVICES	21,538	7,015	-	-
FRINGE BENEFITS	9,300	2,015	-	-
TOTAL - GENERAL FUND	30,839	9,031	-	-
TOTAL APPROPRIATED FUNDS	30,839	9,031	-	-
NON APPROPRIATED FUNDS				
NATURAL RESOURCE RECLAMATION				
PERSONNEL SERVICES	-	-	-	-
TOTAL - NATURAL RESOURCE RECL	-	-	43,000	-
TOTAL NON APPROPRIATED FUNDS	-	-	-	-
TOTAL - 80100 ENERGY OFFICE	30,839	9,031	43,000	-

Activity 80130 Enforcement

Functional Statement

Enforcement serves as the obligatory arm of the Department. Its primary function is to enforce all environmental, boating safety, and permitting laws of the United States Virgin Islands and to protect, conserve, and preserve the natural resources of the Territory. Its secondary functions are to support the philosophy of "zero tolerance" to illegal drugs by assisting when called upon by federal and local enforcement agencies to participate in joint initiatives aimed at eradicating illegal drugs within the USVI borders; the enforcement of Homeland Security duties through land and marine patrols focused at preventing terrorist attacks aimed at crippling the Territory's economy; and the enforcement of federal fisheries laws as stipulated in the "Joint Enforcement Agreement".

	ACTUAL		BUDGETED 2016	RECOMMENDATION 2017
	2014	2015		
80130 ENFORCEMENT				
APPROPRIATED FUNDS				
GENERAL FUND				
PERSONNEL SERVICES	-	-	-	98,000
FRINGE BENEFITS	-	-	-	52,786
SUPPLIES	13,845	2,875	-	-
OTHER SERVICES	-	-	100,000	-
CAPITAL PROJECTS	-	184,176	-	-
TOTAL - GENERAL FUND	13,845	187,051	100,000	150,786
TOTAL APPROPRIATED FUNDS	13,845	187,051	100,000	150,786
NON APPROPRIATED FUNDS				
FISH AND GAME				
PERSONNEL SERVICES	39,803.61	-1,365.45	-	-
FRINGE BENEFITS	14,837.81	-314.46	-	-
TOTAL - FISH AND GAME	54,641	-1,680	-	-
NATURAL RESOURCE RECLAMATION				
PERSONNEL SERVICES	3,454.59	9,053.55	-	-
SUPPLIES	28,100.84	115,002.76	-	-
OTHER SERVICES	207,116.62	240,800.13	--	-
TOTAL - NATURAL RESOURCE RECL	238,672	364,856	-	-
TOTAL NON APPROPRIATED FUNDS	293,313	363,177	-	-
TOTAL - 80130 ENFORCEMENT	307,158	550,228	100,000	150,786
FTE REQUIRED			4.00	

Activity 80200/80210/80220 Permits Administration STT/STJ/STX and Permits Inspection

Functional Statement

The Permits Inspection Unit reviews and issues various types of permits: building, plumbing, electrical, demolition, mechanical, and occupancy for the construction of new or existing residential, commercial, or any other type of structure that will be occupied or used by an individual, family, or group. It also inspects all construction activity throughout the Territory to ensure minimum local and national building code compliance.

	ACTUAL		BUDGETED 2016	RECOMMENDATION 2017
	2014	2015		
80200 ADMINISTRATION STT/STJ				
APPROPRIATED FUNDS				
GENERAL FUND				
PERSONNEL SERVICES	241,313	181,490	86,150	86,150
FRINGE BENEFITS	85,014	62,501	50,977	41,108
SUPPLIES	18,786	28,076	28,000	23,000
OTHER SERVICES	107,120	96,079	95,957	95,957
UTILITY SERVICES	14,200	32,722	20,500	17,000
TOTAL - GENERAL FUND	466,433	400,868	281,584	263,215
TOTAL APPROPRIATED FUNDS	466,433	400,868	281,584	263,215
NON APPROPRIATED FUNDS				
VI COASTAL PROTECTION				
PERSONNEL SERVICES	34,748.86	8,069.62	-	21,523
TOTAL - VI COASTAL PROTECTION	34,749	8,070	21,524	21,523
TOTAL - 80200 ADMINISTRATION STT/STJ	501,182	408,938	303,108	284,738
FTE REQUIRED			3.53	

	ACTUAL		BUDGETED 2016	RECOMMENDATION 2017
	2014	2015		
80210 ADMINISTRATION STX				
APPROPRIATED FUNDS				
GENERAL FUND				
PERSONNEL SERVICES	92,103	73,150	169,140	167,375
FRINGE BENEFITS	51,321	38,752	65,531	80,829
SUPPLIES	22,038	25,481	30,000	25,000
OTHER SERVICES	65,813	72,077	73,370	73,370
UTILITY SERVICES	19,223	29,908	20,500	17,000
TOTAL - GENERAL FUND	250,499	239,369	358,541	363,574
TOTAL APPROPRIATED FUNDS	250,499	239,369	358,541	363,574
NON APPROPRIATED FUNDS				
LEGAL PUBLICATIONS				
PERSONNEL SERVICES	-	-	-	15,471.00
TOTAL - LEGAL PUBLICATIONS	-	-	9,551	15,471
TOTAL NON APPROPRIATED FUNDS	-	-	-	15,471
TOTAL - 80210 ADMINISTRATION STX	250,499	239,369	368,092	379,045
FTE REQUIRED ADMINISTRATION STX			3.45	

	ACTUAL		BUDGETED 2016	RECOMMENDATION 2017
	2014	2015		
80220 INSPECTION				
APPROPRIATED FUNDS				
GENERAL FUND				
PERSONNEL SERVICES	442,085	427,171	506,698	523,789
FRINGE BENEFITS	181,753	185,676	233,446	246,920
TOTAL - GENERAL FUND	623,838	612,847	740,144	770,709
TOTAL APPROPRIATED FUNDS	623,838	612,847	740,144	770,709
TOTAL - 80220 INSPECTION	623,838	612,847	740,144	770,709
FTE REQUIRED INSPECTION			12.00	

Activity 80400 Coastal Zone Management

Functional Statement

The Coastal Zone Management (CZM) Program, pursuant to Act No. 4248, Title 12, Chapter 21, Section 903 (b), Virgin Islands Code, serves to protect, maintain, preserve, and where feasible, enhance and restore the quality of the environment in the coastal zone (including the trust lands and other submerged and filled lands of the Virgin Islands), and the natural and manmade resources therein; and promote economic development and growth in the coastal zone. The Coastal Zone Management Program also permits and regulates all development within the first tier of the coastal zone; develops, manages, and promotes the St. Croix East End Marine Park; oversees the negotiation and implementation of submerged and filled land leases; and assists in the protection of marine environments, particularly coral reefs, via implementation of erosion and sedimentation control regulations and programs and non-point source pollution control policies and programs.

		ACTUAL		BUDGETED	RECOMMENDATION
		2014	2015	2016	2017
80400	COMPREHENSIVE PLANNING				
APPROPRIATED FUNDS					
GENERAL FUND					
	PERSONNEL SERVICES	94,837	78,846	114,000	74,000
	FRINGE BENEFITS	35,932	29,427	54,464	27,278
	TOTAL - GENERAL FUND	130,768	108,273	168,464	101,278
	TOTAL APPROPRIATED FUNDS	130,768	108,273	168,464	101,278
NON APPROPRIATED FUNDS					
NATURAL RESOURCE RECLAMATION					
	PERSONNEL SERVICES	-	60,577.07	-	470,353.00
	FRINGE BENEFITS	5,000.00	2,464.02	-	416,878.03
	SUPPLIES	13,695.24	15,441.18	-	10,000.00
	TOTAL - NATURAL RESOURCE RECL	18,695	78,482	988,281	897,231
VI COASTAL PROTECTION					
	OTHER SERVICES	16,576.42	22,339.56	-	21,450
	TOTAL - VI COASTAL PROTECTION	16,576	22,340	22,456	21,450
LEGAL PUBLICATIONS					
	PERSONNEL SERVICES	37,905	21,268.69	-	59,689.00
	FRINGE BENEFITS	16,718	12,553.00	-	16,100.00
	SUPPLIES	3,477	940.00	-	6,000.00
	TOTAL - LEGAL PUBLICATIONS	58,100	34,762	53,709	81,789
	TOTAL NON APPROPRIATED FUNDS	93,372	135,584	-	1,000,470
TOTAL - 80400	COMPREHENSIVE PLANNING	224,140	243,857	1,232,910	1,101,748
	FTE REQUIRED		COMPREHENSIVE PLANNING	24.50	

Activity 80410 Comprehensive and Coastal Zone Planning

Functional Statement

Comprehensive and Coastal Zone Planning (CCZP), whose functions are referenced in the Virgin Islands Code under the Division of Planning, formulates long-range plans and policies, including the development of a comprehensive plan to properly guide and manage physical, economic, and social growth and development trends in the Territory. The Division is also responsible for administering DPNR's zoning map amendments, subdivision processes, and for reviewing their effectiveness and appropriateness. The Division provides technical planning support and serves as a resource center for DPNR, other government agencies, and the general public. The Division is also responsible for coordinating territorial planning activities and capital projects between the public and private sector.

		ACTUAL		BUDGETED	RECOMMENDATION
		2014	2015	2016	2017
80410	FUNCTIONAL AREA PLANNING				
APPROPRIATED FUNDS					
GENERAL FUND					
	PERSONNEL SERVICES	83,077	26,769	30,000	102,000
	FRINGE BENEFITS	24,600	6,307	14,452	45,296
	SUPPLIES	1,012	5,372	-	-
	OTHER SERVICES	56,296	47,551	56,500	52,500
	UTILITY SERVICES	16,938	14,029	14,000	5,000
	CAPITAL PROJECTS	26,675	-	-	-
	TOTAL - GENERAL FUND	208,597	100,028	114,952	204,796
	TOTAL APPROPRIATED FUNDS	208,597	100,028	114,952	204,796
TOTAL - 80410	FUNCTIONAL AREA PLANNING	208,597	100,028	114,952	204,796
	FTE REQUIRED		FUNCTIONAL AREA PLANNING	2.00	

Activity 80500 Libraries and Administration

Functional Statement

The Division of Libraries, Archives and Museums provides library and information services through the development and preservation of its collections, facilities, and resources to meet the information needs of its clientele, including the preservation of Virgin Islands culture and literary heritage. It identifies, preserves, and promotes the relevance of historical and cultural related public records of the Virgin Islands. Traditional and electronic means are used to assist in meeting the educational, recreational, and professional needs of the community. The needs of special populations such as the visually impaired and physically challenged are served. Additionally, the library houses archival records and is a depository for government records throughout the Territory.

		ACTUAL		BUDGETED	RECOMMENDATION
		2014	2015	2016	2017
80500	LIBRARIES & ADMINISTRATION				
APPROPRIATED FUNDS					
GENERAL FUND					
	PERSONNEL SERVICES	1,086,771	1,022,723	1,147,040	1,104,374
	FRINGE BENEFITS	488,300	476,558	549,171	547,691
	SUPPLIES	118,841	137,995	50,000	50,000
	OTHER SERVICES	393,540	158,528	118,760	118,760
	UTILITY SERVICES	324,201	405,146	400,000	246,934
	CAPITAL PROJECTS	42,412	8,000	-	-
	TOTAL - GENERAL FUND	2,454,065	2,208,950	2,264,971	2,067,759
	TOTAL APPROPRIATED FUNDS	2,454,065	2,208,950	2,264,971	2,067,759
NON APPROPRIATED FUNDS					
LIBRARIES MUSEUMS REVOLVING					
	SUPPLIES	-	815,683.62	-	1,500.00
	OTHER SERVICES	-	733.51	-	500.00
	CAPITAL PROJECTS	-	-	-	1,237.72
	TOTAL - LIBRARIES MUSEUMS REVO	-	816,417	3,238	3,238
	TOTAL NON APPROPRIATED FUNDS	-	816,417	-	3,238
TOTAL - 80500	LIBRARIES & ADMINISTRATION	2,454,065	3,025,367	2,268,209	2,070,996
	FTE REQUIRED			LIBRARIES & ADMINISTRATION	33.00

Activity 80520 Museums

Functional Statement

The Museums Unit is responsible for the interpretation of the history, arts, and material culture of the USVI through exhibitions, displays, lectures, and workshops. This Unit also has to meet the demands of preserving and maintaining two coastal Danish fortresses, Fort Christian and Fort Frederik, which are National Historic Landmarks. These two cultural resources are vital to the economic viability of the historic towns they are located in, the cultural heritage of the Territory, and its tourism industry.

		ACTUAL		BUDGETED	RECOMMENDATION
		2014	2015	2016	2017
80520	MUSEUMS				
APPROPRIATED FUNDS					
GENERAL FUND					
	PERSONNEL SERVICES	193,674	176,086	181,214	150,691
	FRINGE BENEFITS	64,887	64,114	73,933	80,641
	SUPPLIES	1,534	3,926	3,000	3,000
	OTHER SERVICES	15,773	17,870	21,604	21,604
	UTILITY SERVICES	6,543	9,426	11,000	11,000
	TOTAL - GENERAL FUND	282,411	271,422	290,751	266,936
	TOTAL APPROPRIATED FUNDS	282,411	271,422	290,751	266,936
TOTAL - 80520	MUSEUMS	282,411	271,422	290,751	266,936
	FTE REQUIRED			MUSEUMS	4.00

Activity 80540 Archives

	ACTUAL		BUDGETED 2016	RECOMMENDATION 2017
	2014	2015		
80540 ARCHIVES				
APPROPRIATED FUNDS				
GENERAL FUND				
PERSONNEL SERVICES	-	-	-	105,500
FRINGE BENEFITS	-	-	-	36,145
TOTAL - GENERAL FUND	-	-	-	141,645
TOTAL APPROPRIATED FUNDS	-	-	-	141,645
TOTAL - 80540 ARCHIVES	-	-	-	141,645
FTE REQUIRED			2.00	
ARCHIVES				

Activity 80600 Division of Fish and Wildlife

Functional Statement

The Division of Fish and Wildlife (DFW) is 100% federally funded and provides scientific advice to the Department on the condition of wildlife, fisheries, and marine resources of the (USVI). DFW also provides advice on the best strategies to sustain these resources for all the citizens of the USVI. DFW is split into three (3) bureaus: Bureau of Fisheries, Bureau of Wildlife, and Bureau of Environmental Education and Endangered Species.

Activity 80700 Environmental Protection

Functional Statement

The Division of Environmental Protection provides protection and conservation of the natural resources of the Territory, in collaboration with other divisions and governmental agencies, for the comfort of the public so they can have a better quality of life.

	ACTUAL		BUDGETED 2016	RECOMMENDATION 2017
	2014	2015		
80700 ENVIRONMENTAL PROTECTION				
APPROPRIATED FUNDS				
GENERAL FUND				
PERSONNEL SERVICES	193,262	139,060	263,015	289,656
FRINGE BENEFITS	72,796	59,334	43,442	99,216
SUPPLIES	11,216	10,928	11,999	11,999
OTHER SERVICES	148,440	218,986	161,963	161,963
UTILITY SERVICES	41,097	45,697	43,614	43,614
TOTAL - GENERAL FUND	466,811	474,005	524,033	606,448
TOTAL APPROPRIATED FUNDS	466,811	474,005	524,033	606,448
NON APPROPRIATED FUNDS				
AIR POLLUTION CONT AGENCY				
PERSONNEL SERVICES	427,432	235,199	-	-
FRINGE BENEFITS	225,613	149,839	-	94,956.73
OTHER SERVICES	132,164	54,994	-	66,490.00
UTILITY SERVICES	-	-	-	-
TOTAL - AIR POLLUTION CONT AGE	785,208	440,032	185,073	161,447
VI COASTAL PROTECTION				
PERSONNEL SERVICES	39,187.03	22,802	-	89,992
FRINGE BENEFITS	3,444	3,444	-	-
SUPPLIES	4,578	-	-	51,470
TOTAL - VI COASTAL PROTECTION	47,209	26,246	142,103	141,462
TOTAL NON APPROPRIATED FUNDS	832,417	466,278	-	302,909
TOTAL - 80700 ENVIRONMENTAL PROTECTION	1,299,228	940,283	851,209	909,357
FTE REQUIRED			42.12	
ENVIRONMENTAL PROTECTION				

Activity 80800 Division of Archaeology and Historic Preservation

Functional Statement

The Division of Archaeology and Historic Preservation preserves the cultural and historic heritage by preserving and protecting, as well as fostering a meaningful awareness and appreciation of the unique history of the United States Virgin Islands (USVI). This history is contained in prehistoric and historic archaeological deposits, both terrestrial and marine, manifested in sites of cultural and spiritual meaning, and reflected in the outstanding architecture and beauty of aboveground historic buildings and sites of the USVI. This mission is accomplished through encouragement and education and by sponsoring and assisting programs that promote historic preservation in the USVI.

	ACTUAL		BUDGETED 2016	RECOMMENDATION 2017
	2014	2015		
80800 HISTORIC PRESERV & ARCHIVE				
APPROPRIATED FUNDS				
GENERAL FUND				
PERSONNEL SERVICES	104,486	53,961	29,159	61,047
FRINGE BENEFITS	49,708	27,825	13,941	23,632
SUPPLIES	4,027	9,889	15,000	2,000
OTHER SERVICES	27,718	8,045	13,700	13,700
UTILITY SERVICES	7,390	-	18,000	5,000
CAPITAL PROJECTS	82,284	-	-	-
TOTAL - GENERAL FUND	275,613	99,721	89,800	105,379
TOTAL APPROPRIATED FUNDS	275,613	99,721	89,800	105,379
TOTAL - 80800 HISTORIC PRESERV & ARCHIVE	275,613	99,721	89,800	105,379
FTE REQUIRED HISTORIC PRESERV & ARCHIVE			6.00	

Activity 80900 Enforcement

	ACTUAL		BUDGETED 2016	RECOMMENDATION 2017
	2014	2015		
80900 ENFORCEMENT				
NON APPROPRIATED FUNDS				
NATURAL RESOURCE RECLAMATION				
PERSONNEL SERVICES	80,504.45	45,603.40	-	73,500.00
FRINGE BENEFITS	36,330.54	24,992.90	-	39,590.29
SUPPLIES	-	26,493.38	-	20,000.00
OTHER SERVICES	-	23,625.00	-	-
UTILITY SERVICES	-	13,700.00	-	-
CAPITAL PROJECTS	-	5,442.72	-	-
TOTAL - NATURAL RESOURCE RECL	116,835	139,857	156,928	133,090
TOTAL NON APPROPRIATED FUNDS	116,835	139,857	-	133,090
TOTAL - 80900 ENFORCEMENT	116,835	139,857	156,928	133,090
FTE REQUIRED ENFORCEMENT			6.00	

Activity Virgin Islands Council on the Arts

Functional Statement

The Virgin Islands Council on the Arts' (VICA) mission is to enrich the cultural life of the Virgin Islands through focused leadership that preserves, supports, and makes accessible excellence in the arts to all Virgin Islanders. This is accomplished through a competitive grant award process, in which VICA provides technical and financial assistance to schools, arts organizations, individual artists, non-profit organizations, and other entities that meet the Council's funding criteria, demonstrates need and accessibility, are financially accountable, and engaged in art projects and programs that addresses the Council's mission. VICA receives federal funding from the National Endowment for the Arts, which is matched with local appropriations and re-granted territory-wide.

Department of Planning and Natural Resources

BY ACTIVITY	ACTUAL		BUDGETED 2016	RECOMMENDATION 2017
	2014	2015		
APPROPRIATED FUNDS				
GENERAL FUND				
EXECUTIVE OFFICE	947,894	845,443	615,362	565,000
OFFICE OF THE DIRECTOR	716,661	744,949	1,012,208	942,169
REVENUE & CONTRACT MANAGEMENT	45,778	100,761	133,587	134,243
ENERGY OFFICE	30,839	9,031	-	-
PROGRAMS	193,113	173,651	91,140	102,991
ACCOUNTING AND PAYROLL	127,695	119,110	125,606	128,493
ENFORCEMENT	13,845	187,051	100,000	150,786
ADMINISTRATION STT/STJ	466,433	400,868	281,584	263,215
ADMINISTRATION STX	250,499	239,369	358,541	363,574
INSPECTION	623,838	612,847	740,144	770,709
COMPREHENSIVE PLANNING	130,768	108,273	168,464	101,278
FUNCTIONAL AREA PLANNING	208,597	100,028	114,952	204,796
LIBRARIES & ADMINISTRATION	2,454,065	2,208,950	2,264,971	2,067,759
MUSEUMS	282,411	271,422	290,751	266,936
ARCHIVES	-	-	-	141,645
ENVIRONMENTAL PROTECTION	466,811	474,005	524,033	606,448
HISTORIC PRESERV & ARCHIVE	275,613	99,721	89,800	105,379
TBD	-	3,769	-	-
TOTAL - GENERAL FUND	7,234,860	6,699,246	6,911,143	6,915,420
TOTAL APPROPRIATED FUNDS	7,234,860	6,699,246	6,911,143	6,915,420
NON APPROPRIATED FUNDS				
FISH AND GAME				
ACCOUNTING AND PAYROLL	412,406	392,204	-	546,839
ENFORCEMENT	54,641	-1,680	-	-
TOTAL - FISH AND GAME	467,047	390,525	-	546,839
NATURAL RESOURCE RECLAMATION				
EXECUTIVE OFFICE	861,289	662,956	1,218,808	1,433,912
	108,787	93,072	432,645	329,500
REVENUE & CONTRACT MANAGEMENT	61,011	40,364	-	-
ENERGY OFFICE	-	-	43,000	-
ENFORCEMENT	238,672	364,856	-	-
COMPREHENSIVE PLANNING	18,695	78,482	988,281	897,231
ENFORCEMENT	116,835	139,857	156,928	133,090
TOTAL - NATURAL RESOURCE RECLAMA	1,405,290	1,379,588	2,839,662	2,793,733
AIR POLLUTION CONT AGENCY				
EXECUTIVE OFFICE	225,922	176,955	279,890	228,924
ENVIRONMENTAL PROTECTION	785,208	440,032	185,073	161,447
TOTAL - AIR POLLUTION CONT AGENCY	1,011,130	616,987	464,963	390,371
VI COASTAL PROTECTION				
ENFORCEMENT	16,454	4,199	10,215	11,721
ADMINISTRATION STT/STJ	34,749	8,070	21,524	21,523
COMPREHENSIVE PLANNING	16,576	22,340	22,456	21,450
ENVIRONMENTAL PROTECTION	47,209	26,246	142,103	141,462
TOTAL - VI COASTAL PROTECTION	114,988	60,854	196,298	196,156
LEGAL PUBLICATIONS				
EXECUTIVE OFFICE	-	-	34,000	-
ADMINISTRATION STX	-	-	9,551	15,471
COMPREHENSIVE PLANNING	58,100	34,762	53,709	81,789
TOTAL - LEGAL PUBLICATIONS	58,100	34,762	97,260	97,260
LIBRARIES MUSEUMS REVOLVING				
LIBRARIES & ADMINISTRATION	-	816,417	3,238	3,238
TOTAL - LIBRARIES MUSEUMS REVOLVIN	-	816,417	3,238	3,238
TOTAL NON APPROPRIATED FUNDS	3,056,556	3,299,133	3,601,421	4,027,596
TOTAL - DEPARTMENT OF PLANNING AND NAT	10,291,416	9,998,379	10,512,564	10,943,016

Department of Planning and Natural Resources

BY BUDGET CATEGORY	ACTUALS		BUDGETED	RECOMMENDATION
	2014	2015	2016	2017
APPROPRIATED FUNDS				
GENERAL FUND				
PERSONNEL SERVICES	3,618,681	3,146,769	3,700,904	3,910,929
FRINGE BENEFITS	1,478,553	1,370,531	1,619,787	1,808,531
SUPPLIES	348,496	255,740	158,301	124,999
OTHER SERVICES	1,154,860	1,147,226	843,037	699,413
UTILITY SERVICES	482,899	584,423	589,114	371,548
CAPITAL PROJECTS	151,371	194,557	-	-
TOTAL - GENERAL FUND	7,234,860	6,699,246	6,911,143	6,915,420
TOTAL APPROPRIATED FUNDS	7,234,860	6,699,246	6,911,143	6,915,420
NON APPROPRIATED FUNDS				
FISH AND GAME				
PERSONNEL SERVICES	322,715	260,228	-	348,733
FRINGE BENEFITS	144,332	130,297	-	198,106
TOTAL - FISH AND GAME	467,047	390,525	-	546,839
TOTAL - FISH AND GAME	467,047	390,525	-	546,839
NATURAL RESOURCE RECLAMATION				
PERSONNEL SERVICES	486,205	473,779	1,076,603	965,978
FRINGE BENEFITS	188,602	189,679	758,567	640,491
SUPPLIES	60,064	178,544	145,945	134,302
OTHER SERVICES	575,425	440,615	731,654	794,962
UTILITY SERVICES	43,195	87,278	126,892	215,000
CAPITAL PROJECTS	51,800	9,693	-	43,000
TOTAL - NATURAL RESOURCE RECLAMATION	1,405,290	1,379,588	2,839,662	2,793,733
TOTAL - NATURAL RESOURCE RECLAMA	1,405,290	1,379,588	2,839,662	2,793,733
AIR POLLUTION CONT AGENCY				
PERSONNEL SERVICES	524,237	345,116	244,846	209,924
FRINGE BENEFITS	225,613	151,008	97,938	94,957
SUPPLIES	22,516	5,400	5,655	4,000
OTHER SERVICES	132,164	54,994	76,135	66,490
UTILITY SERVICES	104,600	60,470	40,389	15,000
CAPITAL PROJECTS	2,000	-	-	-
TOTAL - AIR POLLUTION CONT AGENCY	1,011,130	616,987	464,963	390,371
TOTAL - AIR POLLUTION CONT AGENCY	1,011,130	616,987	464,963	390,371
VI COASTAL PROTECTION				
PERSONNEL SERVICES	73,936	30,872	112,157	111,515
FRINGE BENEFITS	19,898	7,643	10,215	11,721
SUPPLIES	4,578	-	51,470	51,470
OTHER SERVICES	16,576	22,340	22,456	21,450
TOTAL - VI COASTAL PROTECTION	114,988	60,854	196,298	196,156
TOTAL - VI COASTAL PROTECTION	114,988	60,854	196,298	196,156
LEGAL PUBLICATIONS				
PERSONNEL SERVICES	37,905	21,269	69,260	75,160
FRINGE BENEFITS	16,718	12,553	22,000	16,100
SUPPLIES	3,477	940	6,000	6,000
TOTAL - LEGAL PUBLICATIONS	58,100	34,762	97,260	97,260
TOTAL - LEGAL PUBLICATIONS	58,100	34,762	97,260	97,260
LIBRARIES MUSEUMS REVOLVING				
SUPPLIES	-	815,684	1,500	1,500
OTHER SERVICES	-	734	500	500
CAPITAL PROJECTS	-	-	1,238	1,238
TOTAL - LIBRARIES MUSEUMS REVOLVING	-	816,417	3,238	3,238
TOTAL - LIBRARIES MUSEUMS REVOLVIN	-	816,417	3,238	3,238
TOTAL NON APPROPRIATED FUNDS	3,056,556	3,299,133	3,601,421	4,027,596

Department of Planning and Natural Resources

BY FUND TYPE	Personnel Services	Fringe Benefits	Supplies	Other Svcs. Chrgs.	Utilities	Capital Outlays	Miscellaneous	Total
APPROPRIATED FUNDS								
GENERAL FUND								
GENERAL FUND	3,910,929	1,808,531	124,999	699,413	371,548	-	-	6,915,420
TOTAL - GENERAL FUND	3,910,929	1,808,531	124,999	699,413	371,548	-	-	6,915,420
TOTAL APPROPRIATED FUNDS	3,910,929	1,808,531	124,999	699,413	371,548	-	-	6,915,420
NON APPROPRIATED FUNDS								
GENERAL FUND								
FISH AND GAME	348,733	198,106	-	-	-	-	-	546,839
NATURAL RESOURCE RECLAMATION	965,978	430,491	134,302	877,962	124,000	261,000	-	2,793,733
AIR POLLUTION CONT AGENCY	209,924	94,957	4,000	66,490	15,000	-	-	390,371
VI COASTAL PROTECTION	21,523	11,721	21,450	89,992	-	51,470	-	196,156
TOTAL - GENERAL FUND	1,546,158	735,274	159,752	1,034,444	139,000	312,470	-	3,927,099
PROPRIETARY								
LEGAL PUBLICATIONS	34,000	15,471	3,000	25,689	16,100	3,000	-	97,260
LIBRARIES MUSEUMS REVOLVING	-	-	500	1,500	-	1,238	-	3,238
TOTAL - PROPRIETARY	34,000	15,471	3,500	27,189	16,100	4,238	-	100,498
TOTAL NON APPROPRIATED FUNDS	1,580,158	750,745	163,252	1,061,633	155,100	316,708	-	4,027,596
TOTAL - DEPARTMENT OF PLANNING AND NAT	5,491,087	2,559,276	288,251	1,761,046	526,648	316,708	-	10,943,016

Federal Funds

BY BUDGET CATEGORY	FY2015 Expenditure	FY 2016 Grant Award	FY2016 Appropriation	FY2017 Recommendation
FEDERAL FUNDS				
PERSONNEL SERVICES	3,015,580	3,655,748	-	4,708,329
FRINGE BENEFITS	1,267,690	1,614,608	-	1,960,253
SUPPLIES	189,441	807,952	-	1,230,890
OTHER SVS. & CHGS.	2,590,843	6,520,976	-	6,912,488
UTILITIES	242,850	96,502	-	229,557
CAPITAL OUTLAYS	123,744	1,569,511	-	1,916,471
TOTAL FEDERAL FUNDS	7,430,148	14,265,297	-	16,957,988.00

Government of the Virgin Islands
Listing of Federal Grants - 2017

CFDA NO.	GOVERNMENT ENTITY Federal Grantor Grant Description Type of Assistance	MATCH RATIO FEDERAL/LOCAL or 100% FEDERAL	FY 2015	FY 2016		FY 2017		LOCAL MATCH AND/OR MOE FUNDS	GRANT PERIOD	FOOT NOTE
			ACTUAL	PRIOR YEAR(S) GRANT AWARDS BALANCE BROUGHT FORWARD	ESTIMATED	TOTAL ESTIMATED EXPENDITURE	GRANT AWARD(S) CARRYFORWARD BALANCE			
ORG 800 DEPT. OF PLANNING & NATURAL RESOURCES										
U.S. Department of Commerce										
11.419	COASTAL ZONE MANAGEMENT ADMINISTRATION AWARDS <i>FORMULA / PROJECT</i>	50/50%	757,530	905,730	832,060	905,730	832,060	832,060	846,000	10/01/16-03/31/18
11.426	FINANCIAL ASSISTANCE FOR NATIONAL CENTERS FOR COASTAL OCEAN SCIENCE <i>PROJECT</i>	100%	-	-	-	-	-	-	-	-
11.433	MARINE FISHERIES INITIATIVE <i>PROJECT</i>	100%	35,953	52,262	103,789	156,051	-	103,789	-	09/01/17-09/30/18
11.434	COOPERATIVE FISHERY STATISTICS <i>PROJECT</i>	100%	39,656	537,587	195,319	537,587	195,319	745,081	-	04/01/17-03/31/21
11.435	SOUTHEAST AREA MONITORING AND ASSESSMENT PROGRAM <i>PROJECT - SEAMAP</i>	100%	875,219	58,975	253,000	58,975	253,000	964,690	-	04/01/17-03/31/21
11.482	CORAL REEF MANAGEMENT & MONITORING AWARDS <i>FORMULA / PROJECT</i>	100%	379,276	478,734	545,000	478,734	545,000	545,000	-	10/01/16-09/30/17
	Sub-Total		2,087,634	2,033,288	1,929,168	2,137,077	1,825,379	3,190,620	846,000	
U.S. Department of the Interior										
15.605	SPORT FISH RESTORATION PROGRAM <i>FORMULA - DINGELL-JOHNSON SPORT FISH RESTORATION PROGRAM</i>	100%	268,315	1,631,339	1,873,896	1,631,339	1,873,896	1,866,646	-	10/01/16-09/30/18
15.611	WILDLIFE RESTORATION AND BASIC HUNTER <i>FORMULA - PITTMAN-ROBERTSON WILDLIFE RESTORATION PROGRAM</i>	100%	22,306	773,862	2,432,226	773,862	2,432,226	2,431,439	-	10/01/16-09/30/17
15.626	ENHANCED HUNTER EDUCATION & SAFETY PROGRAM <i>FORMULA</i>	100%	-	-	-	-	-	-	-	10/01/15-09/30/16
15.875	ECONOMIC, SOCIAL, & POLITICAL DEVELOPMENT OF TERRITORIES - CAPITAL IMPROVEMENT PROJECT <i>DIRECT PAYMENTS WITH UNRESTRICTED USE / FORMULA / PROJECT (LSTA & CZM)</i>	100%	34,017	1,325,276	-	79,188	1,246,088	-	-	02/25/15-06/30/20
15.904	HISTORIC PRESERVATION FUND GRANTS-IN-AID <i>FORMULA / PROJECT - HPF</i>	100%	184,737	645,495	-	645,495	-	415,116	-	10/01/16-09/30/18
	Sub-Total		509,375	4,375,972	4,306,122	3,129,884	5,552,210	4,713,201	-	
Department of Transportation										
20.703	INTERAGENCY HAZARDOUS MATERIALS PUBLIC SECTOR <i>PROJECT</i>	100%	7,878	55,509	67,920	43,950	27,920	67,920	-	10/01/16-09/30/17
	Sub-Total		7,878	55,509	67,920	43,950	27,920	67,920	-	
Institute of Museum and Library Services										
45.310	GRANTS TO STATES <i>FORMULA</i>	100%	99,461	-	128,364	128,364	-	128,364	-	10/01/16-09/30/17
	Sub-Total		99,461	-	128,364	128,364	-	128,364	-	
Environmental Protection Agency										
66.034	SURVEYS, STUDIES, RESEARCH, INVESTIGATIONS, DEMONSTRATIONS, AND SPECIAL PURPOSE ACTIVITIES RELATING TO THE CLEAN AIR ACT <i>PROJECT</i>	100%	41,816	121,581	39,504	145,283	15,801	39,504	-	10/01/16-09/30/17

Government of the Virgin Islands
Listing of Federal Grants - 2017

CFDA NO.	GOVERNMENT ENTITY Federal Grantor Grant Description Type of Assistance	MATCH RATIO FEDERAL/LOCAL or 100% FEDERAL	FY 2015	FY 2016		FY 2017		LOCAL MATCH AND/OR MOE FUNDS	GRANT PERIOD	FOOT NOTE	
			ACTUAL	PRIOR YEAR(S) GRANT AWARDS BALANCE BROUGHT FORWARD	ESTIMATED	TOTAL ESTIMATED EXPENDITURE	GRANT AWARD(S) CARRYFORWARD BALANCE				TOTAL AWARD
ORG 800 DEPT. OF PLANNING & NATURAL RESOURCES											
66.040	STATE CLEAN DIESEL GRANT PROGRAM FORMULA	100%	2	27,833	-	25,947	1,457 *	-	-	10/01/14-09/30/17	A
66.454	WATER QUALITY MANAGEMENT PLANNING FORMULA	100%	46,383	333,547	100,000	363,546	70,000	100,000	-	10/01/16-09/30/17	
66.460	NON POINT SOURCE IMPLEMENTATION FORMULA	100%	-	50,000	-	50,000	-	-	-	10/01/13-09/30/16	
66.468	CAPITALIZATION GRANTS FOR DRINKING WATER STATE REVOLVING FUNDS FORMULA - DRINKING WATER STATE REVOLVING FUND	100%	1,329,109	24,947,055	4,349,000	24,538,713	4,270,651 *	4,349,000	-	10/01/16-09/30/22	B
66.471	STATE GRANTS TO REIMBURSE OPERATORS OF SMALL WATER SYSTEMS FOR TRAINING AND CERTIFICATION COSTS FORMULA - OPERATOR CERTIFICATION EXPENSE REIMBURSEMENT GRANTS	100%	1,003	94,364	-	93,364	-	-	-	10/01/06-03/17/16	
66.472	BEACH MONITORING AND NOTIFICATION PROGRAM IMPLEMENTATION GRANTS FORMULA	100%	258,317	1,035,028	291,000	1,151,428	174,600	291,000	-	10/01/16-09/30/17	
66.605	PERFORMANCE PARTNERSHIP GRANTS FORMULA / PROJECT - PPGs	100%	2,104,841	3,074,559	2,094,436	2,466,859	1,047,218	2,094,436	-	10/01/16-09/30/17	
66.804	UNDERGROUND STORAGE TANK PREVENTION, DETECTION AND COMPLIANCE PROGRAM FORMULA - UST PREVENTION, DETECTION AND COMPLIANCE PROGRAM	100%	67,466	-	99,072	39,629	59,443	99,072	-	10/01/16-09/30/17	
66.805	LEAKING UNDERGROUND STORAGE TANK TRUST FUND CORRECTIVE ACTION PROGRAM FORMULA - LEAKING UST CORRECTIVE ACTION PROGRAM	100%	24,865	-	45,000	18,000	27,000	45,000	-	03/01/16-02/28/17	
66.817	STATE AND TRIBAL RESPONSE PROGRAM GRANT FORMULA	100%	73,434	300,701	123,390	350,056	74,034	123,390	-	10/01/16-09/30/17	
	Sub-Total		3,947,237	29,984,668	7,141,402	29,242,825	5,740,204	7,141,402	-		
	U.S. Department of Homeland Security										
97.012	BOATING SAFETY FINANCIAL ASSISTANCE FORMULA	58/42%	778,563	234,271	692,321	926,592	-	692,321	575,874	10/01/16-09/30/18	
	Sub-Total		778,563	234,271	692,321	926,592	-	692,321	575,874		
TOTAL ORG 800 DEPARTMENT OF PLANNING AND NATURAL RESOURCES			7,430,148	36,683,708	14,265,297	35,608,692	13,145,714	15,933,828	1,421,874		

A*- The grant awards total balance of \$27,404 brought forward, and of \$1,457 carryforward, will support Personnel Services and Fringe Benefits costs in FY 2017.


B*- The grant awards total balance of \$4,270,651 brought forward, and of \$1,022,703 carryforward, will support Personnel Services and Fringe Benefits costs in FY 2017.



EDUCATION



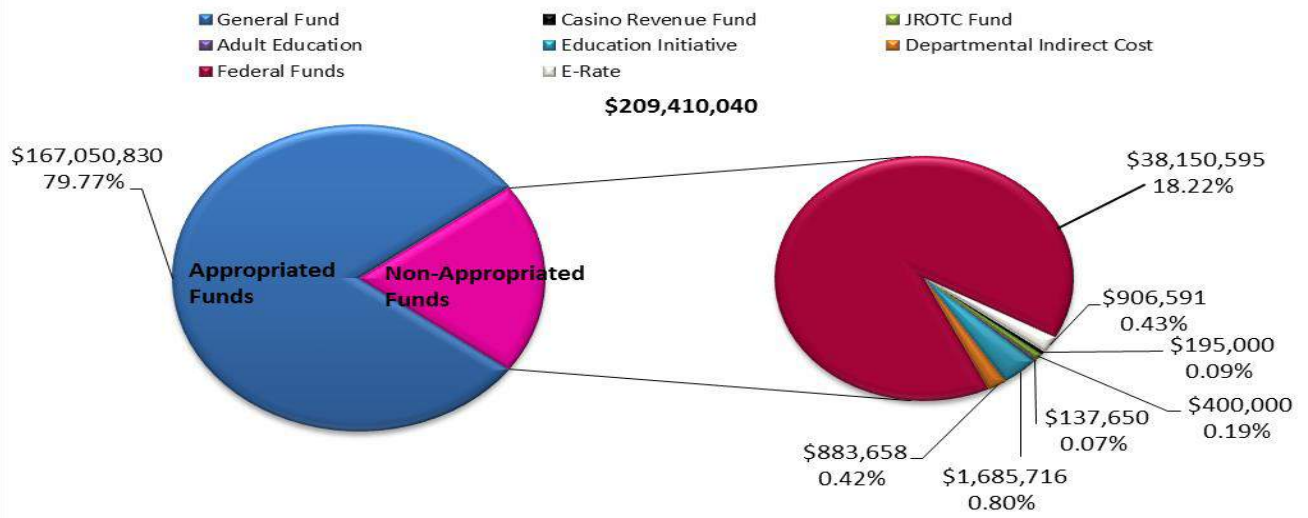
Department Education



DEPARTMENT OF EDUCATION

Administration
 Human Resources STT/STJ/STX
 Special Nutrition Programs
 Public Relations & Communications Office
 Fiscal and administrative Services
 Computer Operations
 Federal Grants and Audit
 Budget Control Office
 Payroll Operations
 Business Offices STT/STJ/STX
 Auxiliary Service Prop/Proc STT/STJ/STX
 Operations
 Curriculum and Instruction
 Planning, Research and Evaluation
 Bilingual Services

Instructional Technology
 Administration – Insular Superintendent STT/STJ
 Curriculum Ctr. Media/Library Ser. STT
 Student Services STT/STJ
 Adult Education STT/STJ/STX
 Vocational Education STT/STJ/STX
 Elementary Programs STT/STJ
 Secondary Programs STT/STJ
 Curriculum and Instruction STT/STJ
 School Lunch STT/STJ/STX
 Administration-Engineering
 Plant Operations/Maintenance STT/STJ/STX
 Administration
 Special Education STT/STJ/STX
 Administration – Insular Superintendent STX
 Curriculum Ctr. Media/Library Services
 STT/STJ/STX
 Student Services STT/STJ.STX
 Adult Education STX
 Elementary Programs STX
 Secondary Programs STT/STJ/STX
 Curriculum, Assessment & Instruction
 STT/STJ/STX
 School Lunch STT/STJ/STX



Department of Education

Activity 40000 Administration/Commissioner's Office

Functional Statement

The Office of the Commissioner formulates and oversees the execution of departmental policies, programs and practices; cooperates and coordinates with the Board of Education, the federal government, the Legislature of the U.S. Virgin Islands, the University of the Virgin Islands and other governmental entities in establishing policies and designing educational programs for grades K-12 and the adult population.

	ACTUAL		BUDGETED 2016	RECOMMENDATION 2017
	2014	2015		
40000 ADMINISTRATIVE STAFF				
APPROPRIATED FUNDS				
GENERAL FUND				
PERSONNEL SERVICES	904,004	733,803	647,775	1,170,129
FRINGE BENEFITS	307,501	260,170	268,180	472,603
SUPPLIES	10,057	5,128	4,000	2,022,000
OTHER SERVICES	557,562	325,266	127,500	1,051,074
TOTAL - GENERAL FUND	1,779,125	1,324,367	1,047,455	4,715,806
TOTAL APPROPRIATED FUNDS	1,779,125	1,324,367	1,047,455	4,715,806
NON APPROPRIATED FUNDS				
INDIRECT COST				
PERSONNEL SERVICES	473,436	335,524	-	576,000
FRINGE BENEFITS	146,346	114,027	-	217,658
SUPPLIES	184,860	652,598	-	25,000
OTHER SERVICES	662,423.36	266,371	-	65,000
CAPITAL PROJECTS	17,940	63,952	-	-
TOTAL - INDIRECT COST	1,485,005	1,432,473	1,676,014	883,658
VI EDUCATION INITIATIVE				
SUPPLIES	-	-	-	-
OTHER SERVICES	25,370.00	20,000.00	-	-
TOTAL - VI EDUCATION INITIATIVE	25,370	20,000	80,023	-
TEXTBOOK REIMBURSE REVOLVING				
SUPPLIES	70,748.41	138,131	-	-
OTHER SERVICES	86,700	155,168	-	195,000
CAPITAL PROJECTS	-	-	-	-
TOTAL - TEXTBOOK REIMBURSE RE	157,448	293,299	2,663,276	195,000
E-RATE REIMB TRUST FD				
PERSONNEL SERVICES	139,582	154,236	-	245,000
FRINGE BENEFITS	58,110	77,210	-	109,591
SUPPLIES	44,926	47,727	-	25,000
OTHER SERVICES	388,330.39	202,038	-	527,000
TOTAL - E-RATE REIMB TRUST FD	630,948	481,210	1,644,081	906,591
TOTAL NON APPROPRIATED FUNDS	2,298,771	2,226,982	-	1,985,249
TOTAL - 40000	4,077,896	3,551,349	7,110,848	6,701,055
ADMINISTRATIVE STAFF				
FTE REQUIRED			34.50	
ADMINISTRATIVE STAFF				

Activity 40004 Adult Education

	ACTUAL		BUDGETED 2016	RECOMMENDATION 2017
	2014	2015		
40004 ADULT EDUCATION				
NON APPROPRIATED FUNDS				
ADULT EDUCATION				
PERSONNEL SERVICES	5,699.20	-	-	-
SUPPLIES	494.88	-	-	-
OTHER SERVICES	19,426.93	3,842.26	-	-
TOTAL - ADULT EDUCATION	25,621	3,842	4,000	-
TOTAL NON APPROPRIATED FUNDS	25,621	3,842	-	-
TOTAL - 40004 ADULT EDUCATION	25,621	3,842	4,000	-

Activity 40100 Human Resources

Functional Statement

The Division of Human Resources is committed to recruiting, developing, and retaining a high-quality, diverse workforce that effectively meets changing requirements and program priorities. The Division provides leadership, guidance, and technical expertise in all areas related to the management of the Department's human resources, including recruitment, employee assistance/development, and staff retention. The Division also facilitates resolution of issues in labor-management.

	ACTUAL		BUDGETED 2016	RECOMMENDATION 2017
	2014	2015		
40100 HUMAN RESOURCE				
APPROPRIATED FUNDS				
GENERAL FUND				
PERSONNEL SERVICES	528,541	581,363	604,564	769,422
FRINGE BENEFITS	194,196	230,156	291,170	318,485
SUPPLIES	6,389	19,556	10,000	25,000
OTHER SERVICES	89,200	77,596	82,500	80,000
TOTAL - GENERAL FUND	818,325	908,671	988,234	1,192,907
TOTAL APPROPRIATED FUNDS	818,325	908,671	988,234	1,192,907
TOTAL - 40100 HUMAN RESOURCE	818,325	908,671	988,234	1,192,907
FTE REQUIRED			19.00	

Activity 40200 Special Nutrition Programs State Office

Functional Statement

The Office of Special Nutrition Program (SNP) is responsible for administering the following Child Nutrition (CN) and Food Distribution Programs within the Virgin Islands: National School Lunch Program, School Breakfast Program, Special Milk Program, At Risk After-School Snacks Program, Child and Adult Care Food Program, Summer Food Service Program (SFSP), Emergency Food Assistance Program, Charitable Institutions, Soup Kitchen, and Shelters. The SNP office also provides training and technical assistance to School Food Authorities (SFAs); assists sponsoring organizations and institutions in interpreting federal regulations and guidelines; monitors program compliance and integrity; conducts administrative on-site and follow-up reviews of all participating sponsors and institutions; distributes food to the needy in the U.S. Virgin Islands; and provides disaster meal service and distribution during hurricanes or other disasters.

	ACTUAL		BUDGETED 2016	RECOMMENDATION 2017
	2014	2015		
40200 SPECIAL NUTRITION				
APPROPRIATED FUNDS				
GENERAL FUND				
PERSONNEL SERVICES	264,937	251,474	239,962	237,618
FRINGE BENEFITS	115,411	112,663	128,619	122,852
SUPPLIES	9,002	1,366	2,500	2,500
OTHER SERVICES	27,046	2,564	2,000	-
TOTAL - GENERAL FUND	416,396	368,068	373,081	362,970
TOTAL APPROPRIATED FUNDS	416,396	368,068	373,081	362,970
TOTAL - 40200 SPECIAL NUTRITION	416,396	368,068	373,081	362,970
FTE REQUIRED		SPECIAL NUTRITION	9.00	

Activity 40300 Cultural Education

Functional Statement

Cultural Education facilitates transmission of clear and concise knowledge of the history and culture of the Virgin Islands in accordance with Executive Order 422-2006 to the diverse students and adults of the Territory's schools and neighborhoods, regardless of ethnicity. Enculturation and acculturation will lead to greater respect for the Virgin Islands way of life, will continue to advance the culture, and will fulfill the quest to achieve a more heterogeneous society.

	ACTUAL		BUDGETED 2016	RECOMMENDATION 2017
	2014	2015		
40300 CULTURAL EDUCATION				
APPROPRIATED FUNDS				
GENERAL FUND				
PERSONNEL SERVICES	254,626	184,031	120,460	157,000
FRINGE BENEFITS	87,351	60,048	55,740	67,668
SUPPLIES	15,468	14,167	20,000	20,000
OTHER SERVICES	124,466	102,231	113,280	149,750
TOTAL - GENERAL FUND	481,911	360,478	309,480	394,418
TOTAL APPROPRIATED FUNDS	481,911	360,478	309,480	394,418
TOTAL - 40300 CULTURAL EDUCATION	481,911	360,478	309,480	394,418
FTE REQUIRED		CULTURAL EDUCATION	3.00	

Activity 40354 Public Relations Office

Functional Statement

The Public Relations Office is responsible for managing the execution of public relations activities and functions for the Department and the Territory's public schools.

	ACTUAL		BUDGETED 2016	RECOMMENDATION 2017
	2014	2015		
40354 PUBLIC INFORMATION OFFICE				
APPROPRIATED FUNDS				
GENERAL FUND				
PERSONNEL SERVICES	117,572	98,609	49,258	120,000
FRINGE BENEFITS	49,065	37,932	24,045	50,931
SUPPLIES	-	320	1,000	10,000
OTHER SERVICES	24	600	3,000	12,000
TOTAL - GENERAL FUND	166,662	137,460	77,303	192,931
TOTAL APPROPRIATED FUNDS	166,662	137,460	77,303	192,931
TOTAL - 40354 PUBLIC INFORMATION OFFICE	166,662	137,460	77,303	192,931
FTE REQUIRED		PUBLIC INFORMATION OFFICE	2.00	

Activity 41000 Fiscal and Administrative Services

Functional Statement

Fiscal and Administrative Services executes departmental fiscal policies. The unit provides support to other activity centers, oversees audits of various programs, oversees the expenditures for federal and local budgets, monitors procurement and warehouse operations, and oversees the Special Nutrition Programs.

	ACTUAL		BUDGETED 2016	RECOMMENDATION 2017
	2014	2015		
41000 ADMINISTRATION				
APPROPRIATED FUNDS				
GENERAL FUND				
PERSONNEL SERVICES	266,420	283,081	221,000	312,131
FRINGE BENEFITS	100,502	120,118	96,981	118,079
SUPPLIES	3,413	3,247	3,000	15,000
OTHER SERVICES	214,721	371,861	114,000	92,000
TOTAL - GENERAL FUND	585,055	778,308	434,981	537,210
TOTAL APPROPRIATED FUNDS	585,055	778,308	434,981	537,210
TOTAL - 41000 ADMINISTRATION	585,055	778,308	434,981	537,210
FTE REQUIRED ADMINISTRATION			9.55	

Activity 41200 Computer Operations

	ACTUAL		BUDGETED 2016	RECOMMENDATION 2017
	2014	2015		
41200 COMPUTER OPERATIONS				
APPROPRIATED FUNDS				
GENERAL FUND				
PERSONNEL SERVICES	65,423	28,593	-	-
FRINGE BENEFITS	26,325	6,848	-	-
SUPPLIES	82,809	62,866	-	-
OTHER SERVICES	3,011	64,327	-	-
TOTAL - GENERAL FUND	177,569	162,633	-	-
TOTAL APPROPRIATED FUNDS	177,569	162,633	-	-
TOTAL - 41200 COMPUTER OPERATIONS	177,569	162,633	-	-

Activity 41300 Federal Grants

Functional Statement

The Office of Federal Grants oversees all grant management activities for the Department of Education and ensures that they are in line with the required regulations and guidelines to prevent adverse audit-findings or lapsing of funds. The Federal Grants Office further ensures that funds are utilized effectively in meeting the educational needs of children in grades K-12 and beyond. The Division's goal is to ensure that all federal funds available to the Department are applied for, obtained, and used for the benefit of increasing student achievement. The Office recognizes that, although grant funds are supplemental, they require accountability and appropriate application.

		ACTUAL		BUDGETED	RECOMMENDATION
		2014	2015	2016	2017
41300	FEDERAL GRANTS AND AUDIT				
APPROPRIATED FUNDS					
GENERAL FUND					
	PERSONNEL SERVICES	263,917	211,805	162,100	187,000
	FRINGE BENEFITS	42,152	74,495	69,962	79,451
	SUPPLIES	1,707	1,254	2,000	-
	OTHER SERVICES	670,552	-144	800	-
	TOTAL - GENERAL FUND	978,327	287,411	234,862	266,451
	TOTAL APPROPRIATED FUNDS	978,327	287,411	234,862	266,451
TOTAL - 41300	FEDERAL GRANTS AND AUDIT	978,327	287,411	234,862	266,451
	FTE REQUIRED			3.10	

Activity 41400 Budget Control

		ACTUAL		BUDGETED	RECOMMENDATION
		2014	2015	2016	2017
41400	BUDGET CONTROL				
APPROPRIATED FUNDS					
GENERAL FUND					
	PERSONNEL SERVICES	274,989	263,629	-	-
	FRINGE BENEFITS	112,089	107,244	-	-
	SUPPLIES	1,112	376	-	-
	OTHER SERVICES	-	3,315	-	-
	TOTAL - GENERAL FUND	388,190	374,564	-	-
	TOTAL APPROPRIATED FUNDS	388,190	374,564	-	-
TOTAL - 41400	BUDGET CONTROL	388,190	374,564	-	-

Activity 41500 Payroll Operations

		ACTUAL		BUDGETED	RECOMMENDATION
		2014	2015	2016	2017
41500	PAYROLL OPERATIONS				
APPROPRIATED FUNDS					
GENERAL FUND					
	PERSONNEL SERVICES	566,022	497,440	2,551,586	4,682,423
	FRINGE BENEFITS	353,471	152,416	163,054	1,407,039
	SUPPLIES	3,390	3,461	3,000	4,000
	OTHER SERVICES	3,340	-	500	-
	TOTAL - GENERAL FUND	926,223	653,317	2,718,140	6,093,462
	TOTAL APPROPRIATED FUNDS	926,223	653,317	2,718,140	6,093,462
TOTAL - 41500	PAYROLL OPERATIONS	926,223	653,317	2,718,140	6,093,462
	FTE REQUIRED			8.85	

Activity 41600 Business Office

		ACTUAL		BUDGETED	RECOMMENDATION
		2014	2015	2016	2017
41600	BUSINESS OFFICE				
APPROPRIATED FUNDS					
GENERAL FUND					
	PERSONNEL SERVICES	914,576	583,130	819,112	855,685
	FRINGE BENEFITS	346,936	259,436	407,183	443,024
	SUPPLIES	4,767	756	6,000	18,000
	OTHER SERVICES	3,231	1,545	12,750	8,000
	TOTAL - GENERAL FUND	1,269,510	844,866	1,245,045	1,324,709
	TOTAL APPROPRIATED FUNDS	1,269,510	844,866	1,245,045	1,324,709
TOTAL - 41600	BUSINESS OFFICE	1,269,510	844,866	1,245,045	1,324,709
	FTE REQUIRED		BUSINESS OFFICE	19.00	

Activity 41617 Special Education Administration – State Office

Functional Statement

The State Office of Special Education is mandated to maximize the educational potential of Virgin Islands children with special needs, age three through twenty-one, by means of an integrated and cohesive set of support programs, services, and activities that will result in the acquisition of lifelong skills and independence. The State Office of Special Education ensures students have available to them a full continuum of placement options including access to the general curriculum, accessible facilities, and programs and services that are implemented in the Least Restrictive Environment (LRE), preferably in the general education setting. This Office is charged with monitoring the services provided to children and youth in public, private, and residential settings to ensure local and federal regulations are met. Additionally, the Office provides technical assistance and professional development to support the Districts.

Activity 41700 Property Proc. & Aux. Services STT-STJ/STX

Functional Statement

The Division of Property and Procurement Auxiliary Services is responsible for the procurement of equipment and supplies for the Department. This Division processes requisitions for goods and services with adherence to applicable procurement regulations under local and federal guidelines. All equipment and supplies are received and checked for accuracy in conjunction with an applicable requisition, and are tagged and inventoried before distribution to the schools and offices. The receiving reports for the equipment and supplies are forwarded to the Business Affairs division for payment processing.

		ACTUAL		BUDGETED	RECOMMENDATION
		2014	2015	2016	2017
41700	AUX SERV PROPERTY & PROCURE				
APPROPRIATED FUNDS					
GENERAL FUND					
	PERSONNEL SERVICES	408,519	364,089	328,884	412,939
	FRINGE BENEFITS	195,710	173,137	216,195	207,351
	SUPPLIES	328,392	323,102	300,000	400,000
	OTHER SERVICES	9,939,043	8,705,726	9,581,210	9,041,210
	UTILITY SERVICES	12,963,121	9,892,121	11,074,556	10,000,000
	TOTAL - GENERAL FUND	23,834,786	19,458,175	21,500,845	20,061,500
	TOTAL APPROPRIATED FUNDS	23,834,786	19,458,175	21,500,845	20,061,500
TOTAL - 41700	AUX SERV PROPERTY & PROCURE	23,834,786	19,458,175	21,500,845	20,061,500
	FTE REQUIRED		AUX SERV PROPERTY & PROCURE	13.00	

Activity 41800 Fixed Asset Activity Center

	ACTUAL		BUDGETED 2016	RECOMMENDATION 2017	
	2014	2015			
41800	FIXED ASSET ACTIVITY CENTER				
APPROPRIATED FUNDS					
GENERAL FUND					
	PERSONNEL SERVICES	101,069	110,216	108,198	242,895
	FRINGE BENEFITS	23,943	36,403	52,288	117,677
	SUPPLIES	-	1,938	2,000	10,000
	OTHER SERVICES	24,710	29,005	20,000	30,000
	TOTAL - GENERAL FUND	149,722	177,561	182,486	400,572
	TOTAL APPROPRIATED FUNDS	149,722	177,561	182,486	400,572
TOTAL - 41800	FIXED ASSET ACTIVITY CENTER	149,722	177,561	182,486	400,572
	FTE REQUIRED		FIXED ASSET ACTIVITY CENTER	8.00	

Activity 42100 Curriculum and Instruction

Functional Statement

The Curriculum and Instruction Unit supervises and monitors the following state educational programs: Curriculum and Instruction, Career, Technical, and Adult Education, Fine Arts, English Language Acquisition, Advanced Placement/Gifted and Talented, Cultural Education, Science, Technology, Engineering, and Math (STEM), Assessment, Languages, and Literacy. The Division also leads the system-improvement process for VIDE.

	ACTUAL		BUDGETED 2016	RECOMMENDATION 2017	
	2014	2015			
42100	CURRICULUM & TECHNOLOGY				
APPROPRIATED FUNDS					
GENERAL FUND					
	PERSONNEL SERVICES	63,455	85,864	96,000	120,000
	FRINGE BENEFITS	31,494	32,598	30,848	55,440
	SUPPLIES	204,616	244,834	2,000	5,000
	OTHER SERVICES	119,876	794,061	43,400	47,400
	TOTAL - GENERAL FUND	419,441	1,157,357	172,248	227,840
	TOTAL APPROPRIATED FUNDS	419,441	1,157,357	172,248	227,840
TOTAL - 42100	CURRICULUM & TECHNOLOGY	419,441	1,157,357	172,248	227,840
	FTE REQUIRED		CURRICULUM & TECHNOLOGY	11.00	

Activity 42200 Testing, Planning, Research, & Evaluation

Functional Statement

The Planning, Research and Evaluation unit is the Department of Education's clearing-house for student data. It is the research and student data collection and reporting arm for local, federal, and intra-departmental response.

	ACTUAL		BUDGETED 2016	RECOMMENDATION 2017	
	2014	2015			
42200	TEST, PLAN, RESEARCH & EVAL				
APPROPRIATED FUNDS					
GENERAL FUND					
	PERSONNEL SERVICES	164,307	144,302	147,258	164,261
	FRINGE BENEFITS	71,903	66,276	76,379	85,052
	SUPPLIES	505	1,991	2,000	2,000
	OTHER SERVICES	-	-	1,000	1,000
	TOTAL - GENERAL FUND	236,715	212,568	226,637	252,313
	TOTAL APPROPRIATED FUNDS	236,715	212,568	226,637	252,313
TOTAL - 42200	TEST, PLAN, RESEARCH & EVAL	236,715	212,568	226,637	252,313
	FTE REQUIRED		TEST, PLAN, RESEARCH & EVAL	7.00	

Activity 42400 Adult Vocational Education - State

		ACTUAL		BUDGETED	RECOMMENDATION
		2014	2015	2016	2017
42400	ADULT VOCATIONAL EDUCATION				
APPROPRIATED FUNDS					
GENERAL FUND					
	PERSONNEL SERVICES	108,867	113,790	82,172	161,540
	FRINGE BENEFITS	51,825	41,544	41,175	79,501
	SUPPLIES	3,925	2,051	2,000	5,000
	OTHER SERVICES	22,641	42,994	37,500	27,500
	TOTAL - GENERAL FUND	187,258	200,379	162,847	273,541
	TOTAL APPROPRIATED FUNDS	187,258	200,379	162,847	273,541
NON APPROPRIATED FUNDS					
ADULT EDUCATION					
	PERSONNEL SERVICES	-	6,979.14	-	100,000.00
	FRINGE BENEFITS	-	1,235.70	-	7,650.00
	SUPPLIES	-	0.00	-	10,000.00
	TOTAL - ADULT EDUCATION	-	8,215	-	117,650
	TOTAL NON APPROPRIATED FUNDS	-	8,215	-	117,650
TOTAL - 42400	ADULT VOCATIONAL EDUCATION	187,258	208,593	162,847	391,191
	FTE REQUIRED			7.00	

Activity 42500 Bi-Lingual Services

		ACTUAL		BUDGETED	RECOMMENDATION
		2014	2015	2016	2017
42500	BI-LINGUAL SERVICES				
APPROPRIATED FUNDS					
GENERAL FUND					
	PERSONNEL SERVICES	80,036	68,407	99,348	65,210
	FRINGE BENEFITS	35,072	31,284	58,502	30,998
	SUPPLIES	1,501	1,810	2,000	5,000
	TOTAL - GENERAL FUND	116,609	101,502	159,850	101,208
	TOTAL APPROPRIATED FUNDS	116,609	101,502	159,850	101,208
TOTAL - 42500	BI-LINGUAL SERVICES	116,609	101,502	159,850	101,208
	FTE REQUIRED			2.00	

Activity 42600 Instructional Technology

Functional Statement

The Instructional Technology Unit administers the Department's mission-critical technology and related functions and services that support administration, instruction, and learning, including technology integration standards, and infrastructure. The Unit maintains voice, data, and video network infrastructure that provides communication and access from schools and support programs to the internet and other learning systems.

		ACTUAL		BUDGETED	RECOMMENDATION
		2014	2015	2016	2017
42600	INSTRUCTIONAL TECHNOLOGY				
APPROPRIATED FUNDS					
GENERAL FUND					
	PERSONNEL SERVICES	310,601	212,067	207,336	310,340
	FRINGE BENEFITS	126,137	86,202	98,054	150,066
	SUPPLIES	50,056	37,178	50,000	165,500
	OTHER SERVICES	178,534	754,102	475,500	475,500
	TOTAL - GENERAL FUND	665,328	1,089,549	830,890	1,101,406
	TOTAL APPROPRIATED FUNDS	665,328	1,089,549	830,890	1,101,406
TOTAL - 42600	INSTRUCTIONAL TECHNOLOGY	665,328	1,089,549	830,890	1,101,406
	FTE REQUIRED			8.00	

Activity 43000 Administration – Insular Superintendent – STT/STJ

Functional Statement

Administration of the Insular Superintendent – STT/STJ provides leadership for the implementation, management and coordination all instructional and supportive services, and provides the administrative leadership for all school personnel in carrying out the goals and objectives of the Districts. The Superintendent assures implementation of an appropriate instructional program aimed at increasing levels of student success.

	ACTUAL		BUDGETED 2016	RECOMMENDATION 2017
	2014	2015		
43000 ADMINISTRATION				
APPROPRIATED FUNDS				
GENERAL FUND				
PERSONNEL SERVICES	1,690,676	1,460,058	898,350	2,025,703
FRINGE BENEFITS	468,655	455,537	414,105	585,102
SUPPLIES	17,969	14,688	10,000	35,000
OTHER SERVICES	81,328	65,406	42,500	35,000
TOTAL - GENERAL FUND	2,258,628	1,995,689	1,364,955	2,680,805
TOTAL APPROPRIATED FUNDS	2,258,628	1,995,689	1,364,955	2,680,805
NON APPROPRIATED FUNDS				
JR RESERVE OFF TRAIN CORP				
SUPPLIES	6,852.50	5,906.00	-	55,000.00
OTHER SERVICES	200,163.65	212,534.45	-	345,000.00
CAPITAL PROJECTS	0.00	0.00	-	0.00
TOTAL - JR RESERVE OFF TRAIN CO	207,016	218,440	200,000	400,000
VI EDUCATION INITIATIVE				
PERSONNEL SERVICES	120,238.30	129,160.21	-	-
FRINGE BENEFITS	6,014.08	0.00	-	-
OTHER SERVICES	0.00	3,936.00	-	595,326.00
TOTAL - VI EDUCATION INITIATIVE	126,252	133,096	203,455	595,326
TOTAL NON APPROPRIATED FUNDS	333,269	351,537	-	995,326
TOTAL - 43000 ADMINISTRATION	2,591,896	2,347,226	1,768,410	3,676,131
FTE REQUIRED ADMINISTRATION			48.00	

Activity 43100 Curriculum Center Media Library Service

	ACTUAL		BUDGETED 2016	RECOMMENDATION 2017
	2014	2015		
43100 CURR CNTR MEDIA LIBRARY SERV				
APPROPRIATED FUNDS				
GENERAL FUND				
PERSONNEL SERVICES	-	-	87,872	-
FRINGE BENEFITS	-	-	55,271	-
SUPPLIES	1,052	-	2,000	2,000
OTHER SERVICES	6,996	6,887	-	-
TOTAL - GENERAL FUND	8,048	6,887	145,143	2,000
TOTAL APPROPRIATED FUNDS	8,048	6,887	145,143	2,000
TOTAL - 43100 CURR CNTR MEDIA LIBRARY SERV	8,048	6,887	145,143	2,000

Activity 43200 Student Services

	ACTUAL		BUDGETED 2016	RECOMMENDATION 2017
	2014	2015		
43200 STUDENT SERVICES				
APPROPRIATED FUNDS				
GENERAL FUND				
PERSONNEL SERVICES	97,861	90,615	60,000	60,000
FRINGE BENEFITS	34,450	33,658	27,069	27,720
SUPPLIES	1,726	1,526	2,000	2,000
OTHER SERVICES	3,886	414	300	-
TOTAL - GENERAL FUND	137,922	126,214	89,369	89,720
TOTAL APPROPRIATED FUNDS	137,922	126,214	89,369	89,720
TOTAL - 43200 STUDENT SERVICES	137,922	126,214	89,369	89,720
FTE REQUIRED		STUDENT SERVICES	1.00	

Activity 43300 Career and Technical Education – STT/STJ

Functional Statement

The Career and Technical Education program helps youth and adults prepare for the future by building their academic and technical skills. The program endeavors to endow students with the knowledge to proceed with post-secondary education or pursue other post-secondary opportunities. The Vocational program enhances learning opportunities for students in the areas of Culinary Arts, Computer Applications, Allied Health-Phlebotomy, Medical Administrative Assistance, Cosmetology, Architectural Drafting, Carpentry, and Auto Body Repair and Mechanics.

	ACTUAL		BUDGETED 2016	RECOMMENDATION 2017
	2014	2015		
43300 ADULT EDUCATION				
APPROPRIATED FUNDS				
GENERAL FUND				
PERSONNEL SERVICES	512,668	606,897	239,423	164,376
FRINGE BENEFITS	178,102	224,330	108,833	79,845
SUPPLIES	2,000	-	3,000	5,000
OTHER SERVICES	650	-	3,200	2,200
TOTAL - GENERAL FUND	693,420	831,227	354,456	251,421
TOTAL APPROPRIATED FUNDS	693,420	831,227	354,456	251,421
NON APPROPRIATED FUNDS				
VI EDUCATION INITIATIVE				
SUPPLIES	-	6,947.05	-	-
OTHER SERVICES	28,682.55	23,767.00	-	-
TOTAL - VI EDUCATION INITIATIVE	28,683	30,714	50,000	-
TOTAL - 43300 ADULT EDUCATION	722,102	861,941	404,456	251,421
FTE REQUIRED		ADULT EDUCATION	6.50	

Activity 43310 Raphael O. Wheatley Skill Center

	ACTUAL		BUDGETED 2016	RECOMMENDATION 2017
	2014	2015		
43310 RAPHAEL O. WHEATLEY SKILL CTR				
APPROPRIATED FUNDS				
GENERAL FUND				
PERSONNEL SERVICES	11,936	26,657	184,669	280,280
FRINGE BENEFITS	7,027	15,353	95,739	121,332
SUPPLIES	1,697	1,894	3,000	5,000
OTHER SERVICES	4,705	-	5,000	5,000
TOTAL - GENERAL FUND	25,365	43,903	288,408	411,612
TOTAL APPROPRIATED FUNDS	25,365	43,903	288,408	411,612
TOTAL - 43310 RAPHAEL O. WHEATLEY SKILL CTR	25,365	43,903	288,408	411,612
FTE REQUIRED RAPHAEL O. WHEATLEY SKILL CTR		6.50		

Activity 43400 Elementary Programs – STT/STJ

Functional Statement

The Elementary Programs Unit provides a comprehensive program for public school students in Grades K-6 to develop mentally, physically, emotionally, and socially in order to realize their greatest potential. The program provides a basic foundation for enhancing the students' early life experiences and skills that will help them reach the next level of schooling.

	ACTUAL		BUDGETED 2016	RECOMMENDATION 2017
	2014	2015		
43400 ELEMENTARY PROGRAM				
APPROPRIATED FUNDS				
GENERAL FUND				
PERSONNEL SERVICES	17,503,430	16,263,111	17,116,804	15,933,676
FRINGE BENEFITS	7,330,849	7,142,126	8,808,330	7,794,787
TOTAL - GENERAL FUND	24,834,279	23,405,237	25,925,134	23,728,463
TOTAL APPROPRIATED FUNDS	24,834,279	23,405,237	25,925,134	23,728,463
NON APPROPRIATED FUNDS				
VI EDUCATION INITIATIVE				
PERSONNEL SERVICES	-	-105.77	-	-
FRINGE BENEFITS	879.24	2,844.26	-	-
SUPPLIES	-	80,851.59	-	-
OTHER SERVICES	568,012.17	380,134.52	-	1,683,042.00
TOTAL - VI EDUCATION INITIATIVE	568,891	463,725	645,872	1,683,042
TOTAL NON APPROPRIATED FUNDS	568,891	463,725	-	1,683,042
TOTAL - 43400 ELEMENTARY PROGRAM	25,403,170	23,868,961	26,571,006	25,411,505
FTE REQUIRED ELEMENTARY PROGRAM			408.00	

Activity 43500 Secondary Programs – STT/STJ

Functional Statement

The Secondary Programs Unit provides a program designed for development of academic, social, and career competencies to students in grades 7-12. Students pursue programs that build postsecondary and/or career readiness skills.

	ACTUAL		BUDGETED 2016	RECOMMENDATION 2017
	2014	2015		
43500 SECONDARY PROGRAMS				
APPROPRIATED FUNDS				
GENERAL FUND				
PERSONNEL SERVICES	17,214,223	16,044,765	16,816,240	16,576,894
FRINGE BENEFITS	6,767,814	6,592,606	8,150,645	7,741,618
SUPPLIES	47,575	45,889	-	-
OTHER SERVICES	34,322	13,182	150,000	105,000
TOTAL - GENERAL FUND	24,063,933	22,696,441	25,116,885	24,423,512
TOTAL APPROPRIATED FUNDS	24,063,933	22,696,441	25,116,885	24,423,512
NON APPROPRIATED FUNDS				
VI EDUCATION INITIATIVE				
PERSONNEL SERVICES	105,145	100,947.38	-	-
FRINGE BENEFITS	79,277	79,757.04	-	-
SUPPLIES	-	-	-	-
OTHER SERVICES	209,459	222,337.67	-	-
TOTAL - VI EDUCATION INITIATIVE	393,882	403,042	399,771	-
TOTAL NON APPROPRIATED FUNDS	393,882	403,042	-	-
TOTAL - 43500 SECONDARY PROGRAMS	24,457,816	23,099,484	25,516,656	24,423,512
FTE REQUIRED SECONDARY PROGRAMS			416.00	

Activity 43600 Curriculum & Instruction – STT/STJ

Functional Statement

The Curriculum, Assessment & Technology provides leadership in curriculum implementation, assists in the formulation of educational goals and objectives, and monitors the development and use of effective teaching practices and instructional programs.

	ACTUAL		BUDGETED 2016	RECOMMENDATION 2017
	2014	2015		
43600 CURRICULUM & INSTRUCTION				
APPROPRIATED FUNDS				
GENERAL FUND				
PERSONNEL SERVICES	546,601	504,490	523,373	530,593
FRINGE BENEFITS	188,110	171,951	213,277	191,250
SUPPLIES	1,442	2,308	2,000	5,000
OTHER SERVICES	9,666	2,073	5,000	5,000
TOTAL - GENERAL FUND	745,819	680,822	743,650	731,843
TOTAL APPROPRIATED FUNDS	745,819	680,822	743,650	731,843
TOTAL - 43600 CURRICULUM & INSTRUCTION	745,819	680,822	743,650	731,843
FTE REQUIRED CURRICULUM & INSTRUCTION			8.00	

Activity 43700 School Lunch – STT/STJ

Functional Statement

The School Lunch Program provides to all students in public, non-public, and child-care institutions, the following School Nutrition Programs: Special Milk Program, National School Lunch Program, National School Breakfast Program, After-School-At-Risk Snack Component, and Summer Food Service Program. The School Lunch Program prepares and serves nutritious meals and promotes healthy choices to improve overall nutrition and to enhance the educational performance of students.

	ACTUAL		BUDGETED 2016	RECOMMENDATION 2017
	2014	2015		
43700 SCHOOL LUNCH				
APPROPRIATED FUNDS				
GENERAL FUND				
PERSONNEL SERVICES	980,408	881,478	818,032	1,230,392
FRINGE BENEFITS	485,565	423,376	127,815	622,411
SUPPLIES	112,603	510,212	250,455	250,455
OTHER SERVICES	17,717	52,818	79,640	65,000
TOTAL - GENERAL FUND	1,596,293	1,867,884	1,275,942	2,168,258
TOTAL APPROPRIATED FUNDS	1,596,293	1,867,884	1,275,942	2,168,258
TOTAL - 43700 SCHOOL LUNCH	1,596,293	1,867,884	1,275,942	2,168,258
FTE REQUIRED		SCHOOL LUNCH	54.00	

Activity 44000 Administration

	ACTUAL		BUDGETED 2016	RECOMMENDATION 2017
	2014	2015		
44000 ADMINISTRATION				
APPROPRIATED FUNDS				
GENERAL FUND				
PERSONNEL SERVICES	239,327	212,608	149,000	326,000
FRINGE BENEFITS	80,654	72,533	68,379	141,411
SUPPLIES	1,900	65,061	3,000	8,000
OTHER SERVICES	219,393	76,480	53,000	1,000
TOTAL - GENERAL FUND	541,274	426,681	273,379	476,411
TOTAL APPROPRIATED FUNDS	541,274	426,681	273,379	476,411
NON APPROPRIATED FUNDS				
VI EDUCATION INITIATIVE				
OTHER SERVICES	27,365	-	-	-
TOTAL - VI EDUCATION INITIATIVE	27,365	-	-	-
TOTAL NON APPROPRIATED FUNDS	27,365	-	-	-
TOTAL - 44000 ADMINISTRATION	568,639	426,681	273,379	476,411
FTE REQUIRED		ADMINISTRATION	5.00	

Activity 44100 Plant Operation/Maintenance STT/STJ/STX

Functional Statement

The Plant Operation and Maintenance Unit plans and administers a preventative maintenance program for all educational buildings, utilities, and grounds and performs emergency repairs, general repairs, and minor renovations to support the Department's needs.

	ACTUAL		BUDGETED 2016	RECOMMENDATION 2017
	2014	2015		
44100 PLANT OPERATION & MAINTENANCE				
APPROPRIATED FUNDS				
GENERAL FUND				
PERSONNEL SERVICES	1,460,673	1,380,698	2,131,403	1,528,410
FRINGE BENEFITS	709,145	709,458	859,437	826,702
SUPPLIES	323,144	265,648	200,000	300,000
OTHER SERVICES	1,773,228	2,075,408	3,670,000	1,020,000
TOTAL - GENERAL FUND	4,266,190	4,431,212	6,860,840	3,675,112
TOTAL APPROPRIATED FUNDS	4,266,190	4,431,212	6,860,840	3,675,112
TOTAL - 44100 PLANT OPERATION & MAINTENANCE	4,266,190	4,431,212	6,860,840	3,675,112
FTE REQUIRED		PLANT OPERATION & MAINTENANCE	54.00	

Activity 45000 Administration

	ACTUAL		BUDGETED	RECOMMENDATION
	2014	2015	2016	2017
45000 ADMINISTRATION				
APPROPRIATED FUNDS				
GENERAL FUND				
PERSONNEL SERVICES	112,328	102,926	109,863	108,648
FRINGE BENEFITS	48,150	46,174	52,757	58,566
SUPPLIES	2,649	2,333	15,000	20,000
OTHER SERVICES	23,019	10,359	10,000	10,000
TOTAL - GENERAL FUND	186,146	161,792	187,620	197,214
TOTAL APPROPRIATED FUNDS	186,146	161,792	187,620	197,214
TOTAL - 45000 ADMINISTRATION	186,146	161,792	187,620	197,214
FTE REQUIRED		ADMINISTRATION	3.00	

Activity 45100 Special Education - STT/STJ/STX

Functional Statement

The Division of Special Education Services, St. Thomas/St. John District has the responsibility to provide free, appropriate public education in the least restrictive environment for children with disabilities within the ages of 3-21. The Division creates, administers, supervises, and staffs all special education programs within the school system. The Division provides child-find activities, diagnostic services, instruction, counseling, transportation, and other related services such as speech-language, physical, occupational, and vision therapy, as well as homebound/hospital services. The Division also provides training for the staff and assists parents in better understanding their rights and the procedural safeguards that help secure those rights.

	ACTUAL		BUDGETED	RECOMMENDATION
	2014	2015	2016	2017
45100 SPECIAL EDUCATION				
APPROPRIATED FUNDS				
GENERAL FUND				
PERSONNEL SERVICES	7,725,876	6,831,446	5,455,988	6,755,918
FRINGE BENEFITS	3,275,915	3,038,415	2,782,172	3,234,605
SUPPLIES	16,951	20,263	20,000	28,000
OTHER SERVICES	1,797,220	1,606,061	1,700,000	1,700,000
TOTAL - GENERAL FUND	12,815,963	11,496,184	9,958,160	11,718,523
TOTAL APPROPRIATED FUNDS	12,815,963	11,496,184	9,958,160	11,718,523
TOTAL - 45100 SPECIAL EDUCATION	12,815,963	11,496,184	9,958,160	11,718,523
FTE REQUIRED		SPECIAL EDUCATION	166.00	

Activity 46000 Administration – Insular Superintendent – STX

Functional Statement

The Office of the Insular Superintendent - STX provides leadership for implementing, managing and coordinating all instructional and supportive services.

	ACTUAL		BUDGETED 2016	RECOMMENDATION 2017
	2014	2015		
46000 ADMINISTRATION				
APPROPRIATED FUNDS				
GENERAL FUND				
PERSONNEL SERVICES	1,384,205	1,310,161	968,823	1,775,967
FRINGE BENEFITS	387,564	360,120	395,890	471,776
SUPPLIES	10,500	19,677	10,000	35,000
OTHER SERVICES	81,315	426,937	37,500	40,000
TOTAL - GENERAL FUND	1,863,583	2,116,894	1,412,213	2,322,743
TOTAL APPROPRIATED FUNDS	1,863,583	2,116,894	1,412,213	2,322,743
NON APPROPRIATED FUNDS				
JR RESERVE OFF TRAIN CORP				
SUPPLIES	3,112	3,401	14,000	-
OTHER SERVICES	76,889	85,399	61,000	-
TOTAL - JR RESERVE OFF TRAIN CO	80,001	88,800	75,000	-
VI EDUCATION INITIATIVE				
PERSONNEL SERVICES	130,631	115,438	155,993	-
FRINGE BENEFITS	56,713	59,315	12,399	-
OTHER SERVICES	-56	-	-	313,939
TOTAL - VI EDUCATION INITIATIVE	187,288	174,753	168,392	313,939
TOTAL NON APPROPRIATED FUNDS	267,289	263,553	243,392	313,939
TOTAL - 46000 ADMINISTRATION	2,130,872	2,380,447	1,655,605	2,636,682
FTE REQUIRED		ADMINISTRATION	33.00	

Activity 46100 Curriculum Center Media Library Service

	ACTUAL		BUDGETED 2016	RECOMMENDATION 2017
	2014	2015		
46100 CURR CNTR MEDIA LIBRARY SERV				
APPROPRIATED FUNDS				
GENERAL FUND				
PERSONNEL SERVICES	266,110	220,261	191,503	180,803
FRINGE BENEFITS	115,055	100,459	104,799	105,048
SUPPLIES	1,337	1,985	2,000	2,000
OTHER SERVICES	6,685	3,311	5,000	-
TOTAL - GENERAL FUND	389,187	326,016	303,302	287,851
TOTAL APPROPRIATED FUNDS	389,187	326,016	303,302	287,851
TOTAL - 46100 CURR CNTR MEDIA LIBRARY SERV	389,187	326,016	303,302	287,851
FTE REQUIRED		CURR CNTR MEDIA LIBRARY SERV	5.00	

Activity 46200 Student Services

	ACTUAL		BUDGETED 2016	RECOMMENDATION 2017
	2014	2015		
46200 STUDENT SERVICES				
APPROPRIATED FUNDS				
GENERAL FUND				
PERSONNEL SERVICES	152,210	119,978	152,889	118,858
FRINGE BENEFITS	62,716	59,393	99,755	100,378
SUPPLIES	199	3,801	2,000	2,000
OTHER SERVICES	1,394	1,346	3,500	1,500
TOTAL - GENERAL FUND	216,519	184,517	258,144	222,736
TOTAL APPROPRIATED FUNDS	216,519	184,517	258,144	222,736
TOTAL - 46200 STUDENT SERVICES	216,519	184,517	258,144	222,736
FTE REQUIRED		STUDENT SERVICES	4.00	

Activity 46300 Career and Technical Education – STX

Functional Statement

The Career and Technical Education Program helps youth and adults prepare for the future by building their academic and technical skills. The Program endeavors to equip students with the knowledge to proceed with post-secondary education or pursue other post-secondary opportunities. The Vocational program enhances learning opportunities for students in the areas of Culinary Arts, Computer Applications, Allied Health-Phlebotomy, Medical Administrative Assistance, Cosmetology, Architectural Drafting, Carpentry, and Auto Body Repair and Mechanics.

	ACTUAL		BUDGETED 2016	RECOMMENDATION 2017
	2014	2015		
46300 ADULT EDUCATION				
APPROPRIATED FUNDS				
GENERAL FUND				
PERSONNEL SERVICES	506,032	358,161	361,699	387,773
FRINGE BENEFITS	165,224	138,143	178,177	183,662
SUPPLIES	-	5,582	3,000	3,000
OTHER SERVICES	4,350	11,906	6,700	3,700
TOTAL - GENERAL FUND	675,606	513,792	549,576	578,135
TOTAL APPROPRIATED FUNDS	675,606	513,792	549,576	578,135
NON APPROPRIATED FUNDS				
VI EDUCATION INITIATIVE				
SUPPLIES	2,952	2,678	22,698	-
OTHER SERVICES	46,166	23,492	27,302	-
TOTAL - VI EDUCATION INITIATIVE	49,118	26,170	50,000	-
ADULT EDUCATION				
PERSONNEL SERVICES	-	76,118	-	-
FRINGE BENEFITS	-	19,835	-	-
OTHER SERVICES	-	7,211	-	20,000
TOTAL - ADULT EDUCATION	-	103,165	-	20,000
TOTAL NON APPROPRIATED FUNDS	49,118	129,335	50,000	20,000
TOTAL - 46300 ADULT EDUCATION	724,724	643,126	599,576	598,135
FTE REQUIRED		ADULT EDUCATION	11.00	

Activity 46400 Elementary Programs STX

Functional Statement

The Elementary Programs Unit provides a comprehensive program for public school students in Grades K-6 to develop mentally, physically, emotionally, and socially in order to realize their greatest potential. The program provides a basic foundation for enhancing the students' early life experiences and skills that will help them succeed at the next level of schooling.

	ACTUAL		BUDGETED 2016	RECOMMENDATION 2017
	2014	2015		
46400 ELEMENTARY PROGRAMS				
APPROPRIATED FUNDS				
GENERAL FUND				
PERSONNEL SERVICES	18,647,094	16,899,362	17,577,143	16,872,568
FRINGE BENEFITS	7,894,204	7,495,114	9,250,186	8,907,636
TOTAL - GENERAL FUND	26,541,298	24,394,476	26,827,329	25,780,204
TOTAL APPROPRIATED FUNDS	26,541,298	24,394,476	26,827,329	25,780,204
NON APPROPRIATED FUNDS				
VI EDUCATION INITIATIVE				
SUPPLIES	112,893	181,512	223,424	-
OTHER SERVICES	195,195	147,527	208,403	-
TOTAL - VI EDUCATION INITIATIVE	308,088	329,039	431,827	-
TOTAL NON APPROPRIATED FUNDS	308,088	329,039	431,827	-
TOTAL - 46400 ELEMENTARY PROGRAMS	26,849,386	24,723,515	27,259,156	25,780,204
FTE REQUIRED		ELEMENTARY PROGRAMS	443.00	

Activity 46500 Secondary Programs STX

Functional Statement

The Secondary Programs Unit provides programs designed to develop academic, social, and career competencies of students in grades 7-12. Students pursue general academic, vocational, or college preparatory programs.

	ACTUAL		BUDGETED 2016	RECOMMENDATION 2017
	2014	2015		
46500 SECONDARY PROGRAMS				
APPROPRIATED FUNDS				
GENERAL FUND				
PERSONNEL SERVICES	17,884,578	16,613,553	16,498,710	17,366,073
FRINGE BENEFITS	6,994,744	6,825,861	7,451,707	8,640,653
SUPPLIES	43,488	73,613	-	-
OTHER SERVICES	87,604	49,458	185,000	125,000
TOTAL - GENERAL FUND	25,010,415	23,562,486	24,135,417	26,131,726
TOTAL APPROPRIATED FUNDS	25,010,415	23,562,486	24,135,417	26,131,726
NON APPROPRIATED FUNDS				
VI EDUCATION INITIATIVE				
PERSONNEL SERVICES	113,947	122,481	163,783	-
FRINGE BENEFITS	22,158	23,663	62,236	-
SUPPLIES	75,143	143,563	170,601	-
OTHER SERVICES	99,345	168,398	221,606	-
TOTAL - VI EDUCATION INITIATIVE	310,593	458,105	618,226	-
TOTAL NON APPROPRIATED FUNDS	310,593	458,105	618,226	-
TOTAL - 46500 SECONDARY PROGRAMS	25,321,008	24,020,591	24,753,643	26,131,726
FTE REQUIRED		SECONDARY PROGRAMS	466.00	

Activity 46600 Curriculum and Technology - STX

Functional Statement

The Curriculum and Instruction Unit provides leadership in curriculum implementation, assists in the formulation of educational goals and objectives, and monitors the development and use of effective teaching practices and instructional programs.

	ACTUAL		BUDGETED 2016	RECOMMENDATION 2017
	2014	2015		
46600 CURRICULUM & TECHNOLOGY				
APPROPRIATED FUNDS				
GENERAL FUND				
PERSONNEL SERVICES	536,765	636,700	632,105	640,906
FRINGE BENEFITS	184,831	232,416	275,370	268,869
SUPPLIES	344	2,232	2,000	2,000
OTHER SERVICES	1,021	318	4,000	4,000
TOTAL - GENERAL FUND	722,961	871,665	913,475	915,775
TOTAL APPROPRIATED FUNDS	722,961	871,665	913,475	915,775
TOTAL - 46600 CURRICULUM & TECHNOLOGY	722,961	871,665	913,475	915,775
FTE REQUIRED		CURRICULUM & TECHNOLOGY	9.00	

Activity 46700 School Lunch – STX

Functional Statement

The School Lunch Program provides to all students in public, non-public, and child-care institutions, the following School Nutrition Programs: Special Milk Program, National School Lunch Program, National School Breakfast Program, After-School-At-Risk Snack Component, and Summer Food Service Program. The School Lunch Program prepares and serves nutritious meals and promotes healthy choices to improve overall nutrition which will enhance the educational performance of students.

	ACTUAL		BUDGETED 2016	RECOMMENDATION 2017
	2014	2015		
46700 SCHOOL LUNCH ST. CROIX				
APPROPRIATED FUNDS				
GENERAL FUND				
PERSONNEL SERVICES	1,209,374	1,220,604	1,419,695	1,425,192
FRINGE BENEFITS	597,618	583,958	559,032	1,024,875
SUPPLIES	237,280	340,710	250,454	250,455
OTHER SERVICES	-23,149	15,904	82,140	57,000
TOTAL - GENERAL FUND	2,021,123	2,161,176	2,311,321	2,757,522
TOTAL APPROPRIATED FUNDS	2,021,123	2,161,176	2,311,321	2,757,522
TOTAL - 46700 SCHOOL LUNCH ST. CROIX	2,021,123	2,161,176	2,311,321	2,757,522
FTE REQUIRED		SCHOOL LUNCH ST. CROIX	92.00	

Department of Education

BY ACTIVITY	ACTUAL		BUDGETED	RECOMMENDATION
	2014	2015	2016	2017
APPROPRIATED FUNDS				
GENERAL FUND				
ADMINISTRATIVE STAFF	1,779,125	1,324,367	1,047,455	4,715,806
HUMAN RESOURCE	818,325	908,671	988,234	1,192,907
SPECIAL NUTRITION	416,396	368,068	373,081	362,970
CULTURAL EDUCATION	481,911	360,478	309,480	394,418
PUBLIC INFORMATION OFFICE	166,662	137,460	77,303	192,931
ADMINISTRATION	585,055	778,308	434,981	537,210
COMPUTER OPERATIONS	177,569	162,633	-	-
FEDERAL GRANTS AND AUDIT	978,327	287,411	234,862	266,451
BUDGET CONTROL	388,190	374,564	-	-
PAYROLL OPERATIONS	926,223	653,317	2,718,140	6,093,462
BUSINESS OFFICE	1,269,510	844,866	1,245,045	1,324,709
AUX SERV PROPERTY & PROCURE	23,834,786	19,458,175	21,500,845	20,061,500
FIXED ASSET ACTIVITY CENTER	149,722	177,561	182,486	400,572
CURRICULUM & TECHNOLOGY	419,441	1,157,357	172,248	227,840
TEST, PLAN, RESEARCH & EVAL	236,715	212,568	226,637	252,313
ADULT VOCATIONAL EDUCATION	187,258	200,379	162,847	273,541
BI-LINGUAL SERVICES	116,609	101,502	159,850	101,208
INSTRUCTIONAL TECHNOLOGY	665,328	1,089,549	830,890	1,101,406
ADMINISTRATION	2,258,628	1,995,689	1,364,955	2,680,805
CURR CNTR MEDIA LIBRARY SERV	8,048	6,887	145,143	2,000
STUDENT SERVICES	137,922	126,214	89,369	89,720
ADULT EDUCATION	693,420	831,227	354,456	251,421
RAPHAEL O. WHEATLEY SKILL CTR	25,365	43,903	288,408	411,612
ELEMENTARY PROGRAM	24,834,279	23,405,237	25,925,134	23,728,463
SECONDARY PROGRAMS	24,063,933	22,696,441	25,116,885	24,423,512
CURRICULUM & INSTRUCTION	745,819	680,822	743,650	731,843
SCHOOL LUNCH	1,596,293	1,867,884	1,275,942	2,168,258
ADMINISTRATION	541,274	426,681	273,379	476,411
PLANT OPERATION & MAINTENANCE	4,266,190	4,431,212	6,860,840	3,675,112
ADMINISTRATION	186,146	161,792	187,620	197,214
SPECIAL EDUCATION	12,815,963	11,496,184	9,958,160	11,718,523
ADMINISTRATION	1,863,583	2,116,894	1,412,213	2,322,743
CURR CNTR MEDIA LIBRARY SERV	389,187	326,016	303,302	287,851
STUDENT SERVICES	216,519	184,517	258,144	222,736
ADULT EDUCATION	675,606	513,792	549,576	578,135
ELEMENTARY PROGRAMS	26,541,298	24,394,476	26,827,329	25,780,204
SECONDARY PROGRAMS	25,010,415	23,562,486	24,135,417	26,131,726
CURRICULUM & TECHNOLOGY	722,961	871,665	913,475	915,775
SCHOOL LUNCH ST. CROIX	2,021,123	2,161,176	2,311,321	2,757,522
TOTAL - GENERAL FUND	163,211,123	150,898,431	159,959,102	167,050,830
TOTAL APPROPRIATED FUNDS	163,211,123	150,898,431	159,959,102	167,050,830
NON APPROPRIATED FUNDS				
JR RESERVE OFF TRAIN CORP				
ADMINISTRATION	207,016	218,440	200,000	400,000
ADMINISTRATION	80,001	88,800	75,000	-
TOTAL - JR RESERVE OFF TRAIN CORP	287,017	307,241	275,000	400,000
INDIRECT COST				
ADMINISTRATIVE STAFF	1,485,005	1,432,473	1,676,014	883,658

Department of Education

TOTAL - INDIRECT COST	1,485,005	1,432,473	1,676,014	883,658
VI EDUCATION INITIATIVE				
ADMINISTRATIVE STAFF	25,370	20,000	80,023	-
ADMINISTRATION	126,252	133,096	203,455	595,326
ADULT EDUCATION	28,683	30,714	50,000	-
ELEMENTARY PROGRAM	568,891	463,725	645,872	776,451
SECONDARY PROGRAMS	393,882	403,042	399,771	-
ADMINISTRATION	27,365	-	-	-
ADMINISTRATION	187,288	174,753	168,392	313,939
ADULT EDUCATION	49,118	26,170	50,000	-
ELEMENTARY PROGRAMS	308,088	329,039	431,827	-
SECONDARY PROGRAMS	310,593	458,105	618,226	-
TOTAL - VI EDUCATION INITIATIVE	2,025,531	2,038,644	2,647,566	1,685,716
TEXTBOOK REIMBURSE REVOLVING				
ADMINISTRATIVE STAFF	157,448	293,299	2,663,276	195,000
	157,448	293,299	2,663,276	195,000
TOTAL - TEXTBOOK REIMBURSE REVOLVING				
ADULT EDUCATION				
ADULT EDUCATION	25,621	3,842	4,000	-
ADULT VOCATIONAL EDUCATION	-	8,215	-	117,650
ADULT EDUCATION	-	103,165	-	20,000
TOTAL - ADULT EDUCATION	25,621	115,222	4,000	137,650
E-RATE REIMB TRUST FD				
ADMINISTRATIVE STAFF	630,948	481,210	1,644,081	906,591
TOTAL - E-RATE REIMB TRUST FD	630,948	481,210	1,644,081	906,591
TOTAL NON APPROPRIATED FUNDS	4,611,570	4,668,089	8,909,936	4,208,615
TOTAL - DEPARTMENT OF EDUCATION	167,822,694	155,566,520	168,869,038	171,259,445

BY BUDGET CATEGORY	ACTUALS		BUDGETED 2016	RECOMMENDATION 2017
	2014	2015		
APPROPRIATED FUNDS				
GENERAL FUND				
PERSONNEL SERVICES	94,340,257	86,600,223	88,878,597	94,257,623
FRINGE BENEFITS	38,247,475	36,609,947	42,157,120	44,934,463
SUPPLIES	1,550,964	2,102,825	1,191,409	3,663,910
OTHER SERVICES	16,109,306	15,693,315	16,657,420	14,194,834
UTILITY SERVICES	12,963,121	9,892,121	11,074,556	10,000,000
TOTAL - GENERAL FUND	163,211,123	150,898,431	159,959,102	167,050,830
TOTAL APPROPRIATED FUNDS	163,211,123	150,898,431	159,959,102	167,050,830
NON APPROPRIATED FUNDS				
JR RESERVE OFF TRAIN CORP				
SUPPLIES	9,965	9,307	21,900	55,000
OTHER SERVICES	277,052	297,933	251,100	345,000
CAPITAL PROJECTS	-	-	2,000	-
TOTAL - JR RESERVE OFF TRAIN CORP	287,017	307,241	275,000	400,000
TOTAL - JR RESERVE OFF TRAIN CORP	287,017	307,241	275,000	400,000
INDIRECT COST				
PERSONNEL SERVICES	473,436	335,524	531,112	576,000
FRINGE BENEFITS	146,346	114,027	221,470	217,658
SUPPLIES	184,860	652,598	133,678	25,000
OTHER SERVICES	662,423	266,371	768,924	65,000
CAPITAL PROJECTS	17,940	63,953	20,829	-

Department of Education

TOTAL - INDIRECT COST	1,485,005	1,432,473	1,676,014	883,658
TOTAL - INDIRECT COST	1,485,005	1,432,473	1,676,014	883,658
VI EDUCATION INITIATIVE				
PERSONNEL SERVICES	469,962	467,921	593,826	-
FRINGE BENEFITS	165,042	165,579	225,652	-
SUPPLIES	190,988	415,552	1,858,264	-
OTHER SERVICES	1,199,539	989,592	-30,176	1,685,716
TOTAL - VI EDUCATION INITIATIVE	2,025,531	2,038,644	2,647,566	1,685,716
TOTAL - VI EDUCATION INITIATIVE	2,025,531	2,038,644	2,647,566	1,685,716
TEXTBOOK REIMBURSE REVOLVING				
SUPPLIES	70,748	138,131	1,017,381	-
OTHER SERVICES	86,700	155,168	1,285,872	195,000
CAPITAL PROJECTS	-	-	360,024	-
TOTAL - TEXTBOOK REIMBURSE REVOLVING	157,448	293,299	2,663,276	195,000
TOTAL - TEXTBOOK REIMBURSE REVOL	157,448	293,299	2,663,276	195,000
ADULT EDUCATION				
PERSONNEL SERVICES	5,699	83,098	-	100,000
FRINGE BENEFITS	-	21,071	-	7,650
SUPPLIES	495	-	-	10,000
OTHER SERVICES	19,427	4,000	20,000	
TOTAL - ADULT EDUCATION	25,621	115,222	4,000	137,650
TOTAL - ADULT EDUCATION	25,621	115,222	4,000	137,650
E-RATE REIMB TRUST FD				
PERSONNEL SERVICES	139,582	154,236	157,183	245,000
FRINGE BENEFITS	58,110	77,210	56,841	109,591
SUPPLIES	44,926	47,727	224,998	25,000
OTHER SERVICES	388,330	202,038	1,205,058	527,000
TOTAL - E-RATE REIMB TRUST FD	630,948	481,210	1,644,081	906,591
TOTAL - E-RATE REIMB TRUST FD	630,948	481,210	1,644,081	906,591
TOTAL NON APPROPRIATED FUNDS	4,611,570	4,668,089	8,909,936	4,208,615

Department of Education

BY FUND TYPE	Personnel Services	Fringe Benefits	Supplies	Other Svcs. Chrgs.	Utilities	Capital Outlays	Miscellaneous	Total
APPROPRIATED FUNDS								
GENERAL FUND								
GENERAL FUND	94,257,623	44,934,463	3,663,910	14,194,834	10,000,000	-	-	167,050,830
TOTAL - GENERAL FUND	94,257,623	44,934,463	3,663,910	14,194,834	10,000,000	-	-	167,050,830
TOTAL APPROPRIATED FUNDS	94,257,623	44,934,463	3,663,910	14,194,834	10,000,000	-	-	167,050,830
NON APPROPRIATED FUNDS								
GENERAL FUND								
JR RESERVE OFF TRAIN CORP	-	-	55,000	345,000	-	-	-	400,000
INDIRECT COST	576,000	217,658	25,000	65,000	-	-	-	883,658
VI EDUCATION INITIATIVE	595,326	313,939	-	776,451	-	-	-	1,685,716
TEXTBOOK REIMBURSE REVOLVING	-	-	-	195,000	-	-	-	195,000
E-RATE REIMB TRUST FD	245,000	109,591	25,000	527,000	-	-	-	906,591
TOTAL - GENERAL FUND	1,416,326	641,188	105,000	1,908,451	-	-	-	4,070,965
PROPRIETARY								
ADULT EDUCATION	100,000	7,650	10,000	20,000	-	-	-	137,650
TOTAL - PROPRIETARY	100,000	7,650	10,000	20,000	-	-	-	137,650
TOTAL NON APPROPRIATED FUNDS	1,516,326	648,838	115,000	1,928,451	-	-	-	4,208,615
TOTAL - DEPARTMENT OF EDUCATION	95,773,949	45,583,301	3,778,910	16,123,285	10,000,000	-	-	171,259,445

Federal Funds

BY BUDGET CATEGORY	FY2015 Expenditure	FY 2016 Grant Award	FY2016 Appropriation	FY2017 Recommendation
FEDERAL FUNDS				
PERSONNEL SERVICES	15,413,938	13,534,918	-	10,073,723
FRINGE BENEFITS	5,208,188	5,311,154	-	4,955,287
SUPPLIES	11,081,689	6,404,514	-	6,603,077
OTHER SVS. & CHGS.	13,671,929	17,090,044	-	16,290,206
UTILITIES	-	-	-	-
CAPITAL OUTLAYS	120,500	228,302	-	228,302
TOTAL FEDERAL FUNDS	45,496,244	42,568,932	-	38,150,595

Government of the Virgin Islands
Listing of Federal Grants - 2017

CFDA NO.	GOVERNMENT ENTITY Federal Grantor Grant Description Type of Assistance	MATCH RATIO FEDERAL/LOCAL or 100% FEDERAL	FY 2015	FY 2016		FY 2017		LOCAL MATCH AND/OR MOE FUNDS	GRANT PERIOD	FOOT NOTE
			ACTUAL	ESTIMATED		PROJECTED				
			TOTAL EXPENDITURE	PRIOR YEAR(S) GRANT AWARDS BALANCE BROUGHT FORWARD	TOTAL AWARD	TOTAL EXPENDITURE	GRANT AWARD(S) CARRYFORWARD BALANCE			
ORG 400 DEPARTMENT OF EDUCATION										
U.S. Department of Agriculture										
10.555	NATIONAL SCHOOL LUNCH PROGRAM FORMULA - SCHOOL LUNCH PROGRAM	100%	5,088,633	-	8,107,093	8,107,093	-	8,107,093	-	10/01/16-09/30/17
10.558	CHILD AND ADULT CARE FOOD PROGRAM FORMULA - CACFP	100%	1,485,659	-	69,877	69,877	-	69,877	-	10/01/16-09/30/17
10.559	SUMMER FOOD SERVICE PROGRAM FOR CHILDREN FORMULA - FSP	100%	467,197	-	-	-	-	-	-	10/01/14-09/30/15
10.560	STATE ADMINISTRATIVE EXPENSES FOR CHILD NUTRITION FORMULA - SAE	100%	188,774	225,057	413,833	496,599	-	413,824	-	10/01/16-09/30/18
10.568	EMERGENCY FOOD ASSISTANCE PROGRAM (ADMINISTRATION COSTS) FORMULA - EFAP	100%	30,521	-	14,000	14,000	-	14,000	-	10/01/16-09/30/17
10.575	FARM TO SCHOOL GRANT PROGRAM COOPERATIVE AGREEMENT; PROJECT	100%	21,698	-	-	-	-	-	-	10/01/14-09/30/15
10.579	CHILD NUTRITION DISCRETIONARY GRANTS PROJECT	100%	-	89,759 *	-	89,759	-	-	-	05/01/15-09/30/17 A
10.582	FRESH FRUIT AND VEGETABLE PROGRAM PROJECT - FFVP	100%	27,985	-	27,985	27,985	-	27,985	-	10/01/16-09/30/17
	Sub-Total		7,310,467	314,816	8,632,788	8,805,313	-	8,632,779	-	
U.S. Department of Education										
84.027A	SPECIAL EDUCATION GRANTS TO STATES FORMULA	100%	16,330,086	1,503,699	8,959,778	8,503,699	1,959,778	8,959,778	-	07/01/16-12/30/18
84.184G	SCHOOL CLIMATE TRANSFORMATION GRANT PROGRAM DISCRETIONARY/COMPETITIVE GRANTS	100%	108,016	609,214	717,230	1,119,129	207,315	749,980	-	10/01/16-09/30/19
84.256A	TERRITORIES AND FREELY ASSOCIATED STATES EDUCATION GRANT PROGRAM PROJECT	100%	2,049,677	838,970	3,110,311	3,738,970	210,311 *	161,858	-	10/01/16-09/30/17 B
84.371C	STRIVING READERS COMPREHENSIVE LITERACY PROGRAM PROJECT	100%	971,050	42,317	163,699	192,317	-	-	-	08/01/15-07/31/16
84.372A	STATEWIDE DATA SYSTEMS PROGRAM PROJECT	100%	431,897	1,639,728	1,021,510	2,639,728	-	2,445,212	-	07/01/16-06/30/17
84.403A	CONSOLIDATED GRANT TO THE OUTLYING AREAS FORMULA	100%	18,295,051	-	19,963,616	19,963,616	-	17,139,972	-	07/01/16-12/31/17
	Sub-Total		38,185,777	4,633,928	33,936,144	36,157,459	2,377,404	29,456,800	-	
	TOTAL ORG 400 DEPARTMENT OF EDUCATION		45,496,244	4,948,744	42,568,932	44,962,772	2,377,404	38,089,579	-	

FY 2017 Listing of Federal Grants Footnotes:

A* The grant award received in FY 2015 totaling \$89,759 did not expend any funding in FY 2015.

B* The grant award balance of \$210,311 will partially support Personnel of \$26,730.65 & \$17,280 and Fringe Benefits of \$9,801.77 and \$7,081.22 respectively in FY 2017



HEALTH AND HUMAN SERVICES

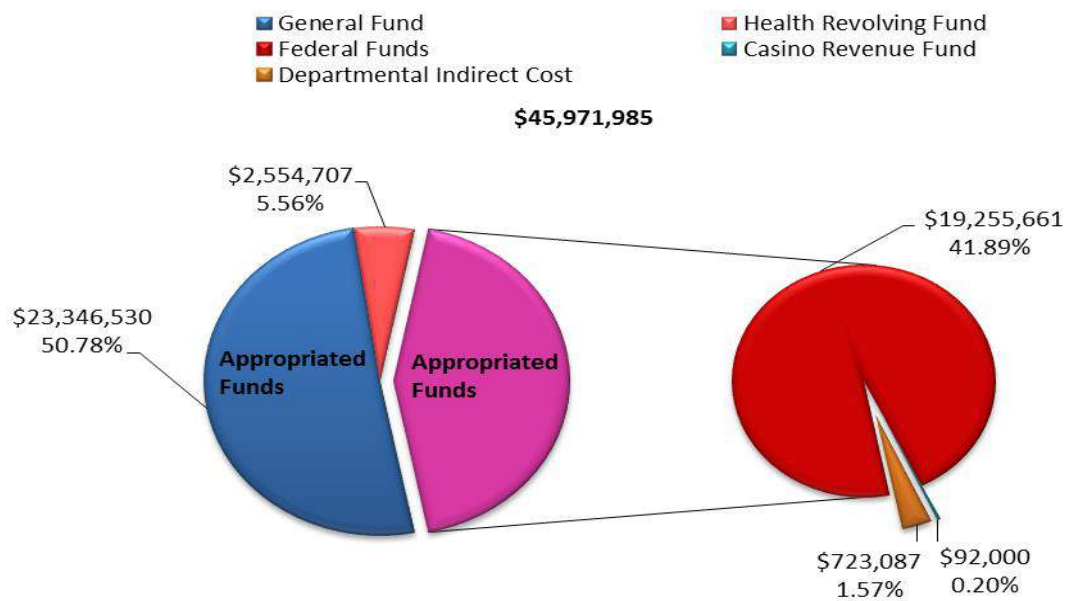
**Department of Health
Hospital and Health Facilities Corporation
Department of Human Services**



DEPARTMENT OF HEALTH

Administration
 Health Planning, Research and Statistics
 Emergency Medical Services
 Computer and Communication
 St. John Clinic
 Health Professions Institute
 Operations
Administration – Financial Services
 Financial Services Territory-Wide
 Budget Control
 Federal Programs Office
 Health Revenue Services

Administration – Administrative Services
 Transportation Services
 Office of Human Resources
 Maintenance
Preventive Health Administration
 Environmental Health Admin.STT/STX
 Alcohol, Drug Abuse and Mental Health Admin.
 Alcohol, Drug Abuse and Mental Health Services
 Long-Term Care Unit STT
 Maternal Child Health and Children with Special Health
 Care Needs
 Family Planning Services
 Dental Health Services
 Nutrition Services
 Health Education
 Health Insurance and Medical Assistance
 Community Health Administration
 General Clinic
 Supportive Services
 Venereal Disease Control
 Immunization



Department of Health

Activity 7000 Administration/Activity 70080 Operations/Activity 70100 Financial Services/Activity 70130 Budget Control/Administrative Services/Activity 70400 Preventive Health Administration

Functional Statement

The Division of Financial and Administrative Services provides support to the Department of Health (DOH) in the areas of human resources, budget preparation and oversight, tracking of expenditures, payroll, contract administration, and facilities management.

	ACTUAL		BUDGETED 2016	RECOMMENDATION 2017
	2014	2015		
70000 ADMINISTRATION				
APPROPRIATED FUNDS				
GENERAL FUND				
PERSONNEL SERVICES	698,025	679,428	767,630	1,002,007
FRINGE BENEFITS	234,793	222,104	274,881	346,714
SUPPLIES	520	1,400	-	-
OTHER SERVICES	216,654	207,340	35,807	35,807
TOTAL - GENERAL FUND	1,149,992	1,110,271	1,078,318	1,384,528
HEALTH REVOLVING FUND NON-LAPS				
SUPPLIES	18,849	45,097	40,533	40,533
OTHER SERVICES	67,478	94,072	97,252	97,252
TOTAL - HEALTH REVOLVING FUND	86,326	139,169	137,785	137,785
TOTAL APPROPRIATED FUNDS	1,236,318	1,249,440	1,216,103	1,522,313
NON APPROPRIATED FUNDS				
INDIRECT COST				
PERSONNEL SERVICES	497,496	427,787	463,823	463,823
FRINGE BENEFITS	186,658	156,409	188,657	188,657
SUPPLIES	-	-	17,596	17,596
OTHER SERVICES	-	24,000	48,000	36,000
CAPITAL PROJECTS	13,344	-	17,011	17,011
TOTAL - INDIRECT COST	697,498	608,196	735,087	723,087
EMERGENCY SERVICES				
SUPPLIES	206,952	294,357	179,572	173,074
OTHER SERVICES	156,902	168,849	179,358	125,000
CAPITAL PROJECTS	20,898	174,967	38,074	8,074
TOTAL - EMERGENCY SERVICES	384,751	638,172	397,005	306,148
TOTAL NON APPROPRIATED FUNDS	1,082,249	1,246,368	1,132,092	1,029,235
TOTAL - 70000 ADMINISTRATION	2,318,567	2,495,808	2,348,195	2,551,548
FTE REQUIRED		ADMINISTRATION	37.90	

Activity 70010 Health Planning, Research and Statistics

Functional Statement

The Bureau of Vital Statistics and Research records and preserves the Territory's birth and death events. The Bureau is also mandated to record incidences of cancer in the Territory. The Department of Health's Office of Licensure and Health Planning promotes the delivery of essential health care services to the residents of the Virgin Islands by establishing standards that improve access to, and quality of, healthcare and the containment of healthcare costs. The Office cultivates knowledge and understanding of health care delivery systems and the Certificate of Need (CON) process through public participation, involvement in planning, and data collection efforts, and a constant focus on best practices for ensuring public health, safety, and welfare. The Office ascertains competency of care via the licensure of health care professionals, the enforcement of standards of practice, and the dissemination of information to healthcare practitioners and to the public.

	ACTUAL		BUDGETED 2016	RECOMMENDATION 2017
	2014	2015		
70010 HLTH PLN R & STATS				
APPROPRIATED FUNDS				
GENERAL FUND				
PERSONNEL SERVICES	248,969	242,356	252,423	252,423
FRINGE BENEFITS	110,700	113,718	123,515	130,948
TOTAL - GENERAL FUND	359,669	356,074	375,938	383,371
HEALTH REVOLVING FUND NON-LAPS				
SUPPLIES	2,234	413	4,800	4,800
OTHER SERVICES	2,383	7,655	6,400	6,400
TOTAL - HEALTH REVOLVING FUND	4,617	8,068	11,200	11,200
TOTAL APPROPRIATED FUNDS	364,286	364,142	387,138	394,571
TOTAL - 70010 HLTH PLN R & STATS	364,286	364,142	387,138	394,571
FTE REQUIRED		HLTH PLN R & STATS	7.00	

Activity 70020 Emergency Medical Services

	ACTUAL		BUDGETED 2016	RECOMMENDATION 2017
	2014	2015		
70020 EMERGENCY MEDICAL SERVICES				
APPROPRIATED FUNDS				
GENERAL FUND				
PERSONNEL SERVICES	3,342,225	2,997,545	2,676,173	2,860,028
FRINGE BENEFITS	1,072,405	1,032,917	1,102,912	1,145,478
TOTAL - GENERAL FUND	4,414,630	4,030,462	3,779,085	4,005,506
HEALTH REVOLVING FUND NON-LAPS				
SUPPLIES	27,823	71,424	52,875	50,915
OTHER SERVICES	22,882	55,407	49,000	50,960
TOTAL - HEALTH REVOLVING FUND	50,704	126,831	101,875	101,875
TOTAL APPROPRIATED FUNDS	4,465,334	4,157,293	3,880,960	4,107,381
TOTAL - 70020 EMERGENCY MEDICAL SERVICES	4,465,334	4,157,293	3,880,960	4,107,381
FTE REQUIRED		EMERGENCY MEDICAL SERVICES	60.00	

Activity 70030 Computer and Communication

Functional Statement

The Division of Health Information Technology (HIT) provides information technology support to all DOH computer users by providing technical assistance, maintaining DOH network and servers, ensuring off-site network accessibility, and completing minor repairs to hardware. HIT also has responsibility for the telephone and cellular phone infrastructure to enable mobile access to the DOH network. Further, HIT is responsible for assisting with implementation and automation of various divisions, including electronic health records system (EHRs); and has oversight of the V.I. Government's Health Information Exchange (HIE) implementation to enable the rapid and secure exchange of information among and between healthcare providers.

	ACTUAL		BUDGETED 2016	RECOMMENDATION 2017
	2014	2015		
70030 COMPUTER AND COMMUNICATIONS				
APPROPRIATED FUNDS				
GENERAL FUND				
PERSONNEL SERVICES	284,890	287,025	275,099	275,099
FRINGE BENEFITS	118,532	124,873	118,458	119,761
SUPPLIES	52,325	52,325	-	-
OTHER SERVICES	39,618	54,710	-	-
CAPITAL PROJECTS	31,961	39,061	-	-
TOTAL - GENERAL FUND	527,326	557,993	393,557	394,860
HEALTH REVOLVING FUND NON-LAPS				
SUPPLIES	52,094	26,535	69,000	69,000
OTHER SERVICES	116,786	211,925	165,100	200,100
CAPITAL PROJECTS	29,365	27,697	42,750	42,750
TOTAL - HEALTH REVOLVING FUND	198,245	266,157	276,850	311,850
TOTAL APPROPRIATED FUNDS	725,572	824,150	670,407	706,710
TOTAL - 70030 COMPUTER AND COMMUNICATIONS	725,572	824,150	670,407	706,710
FTE REQUIRED		COMPUTER AND COMMUNICATIONS	5.00	

Activity 70050 St. John Clinic

Functional Statement

The Morris DeCastro Clinic on the island of St. John houses the Emergency Medical Services (EMS) Division and the DOH Community Health Services program, including Mental Health, Women's Health, Immunization, Women Infant and Children (WIC), Maternal and Child Health (MCH), and Sexually Transmitted Diseases/Human Immunodeficiency Virus (STD/HIV) Clinics.

	ACTUAL		BUDGETED 2016	RECOMMENDATION 2017
	2014	2015		
70050 ST. JOHN CLINIC				
APPROPRIATED FUNDS				
GENERAL FUND				
PERSONNEL SERVICES	136,798	137,889	145,938	122,656
FRINGE BENEFITS	71,682	69,584	77,313	65,913
TOTAL - GENERAL FUND	208,480	207,474	223,251	188,569
HEALTH REVOLVING FUND NON-LAPS				
SUPPLIES	43,411	42,372	48,000	48,000
OTHER SERVICES	38,824	29,037	67,898	47,898
UTILITY SERVICES	50,000	100,938	50,000	50,000
TOTAL - HEALTH REVOLVING FUND	132,235	172,346	165,898	145,898
TOTAL APPROPRIATED FUNDS	340,714	379,820	389,149	334,467
TOTAL - 70050 ST. JOHN CLINIC	340,714	379,820	389,149	334,467
FTE REQUIRED		ST. JOHN CLINIC	4.00	

Activity 70060 Risk Management

Functional Statement

The Medical Risk Management (MRM) Unit is a function of the Office of the Commissioner, Legal Affairs Division. The unit is responsible for processes relative to medical malpractice claims against healthcare providers in the Territory. MRM distinguishes itself as a comprehensive healthcare protection fund committed to loss prevention, risk management, and litigation management. MRM is dedicated to assisting hospitals, healthcare facilities, and insured healthcare professionals to improve the quality of patient care by minimizing exposure to risk.

	ACTUAL		BUDGETED 2016	RECOMMENDATION 2017
	2014	2015		
70060 OFFICE OF RISK MANAGEMENT				
APPROPRIATED FUNDS				
GENERAL FUND				
PERSONNEL SERVICES	78,463	49,970	-	80,000
FRINGE BENEFITS	33,689	18,261	-	34,319
OTHER SERVICES	406,010	40,593	-	-
TOTAL - GENERAL FUND	518,162	108,823	-	114,319
HEALTH REVOLVING FUND NON-LAPS				
SUPPLIES	1,245	1,751	5,700	5,700
OTHER SERVICES	23,798	351,682	374,000	34,478
TOTAL - HEALTH REVOLVING FUND	25,043	353,433	379,700	40,178
TOTAL APPROPRIATED FUNDS	543,205	462,256	379,700	154,497
TOTAL - 70060 OFFICE OF RISK MANAGEMENT	543,205	462,256	379,700	154,497
FTE REQUIRED		OFFICE OF RISK MANAGEMENT	2.00	

Activity 70100 Financial Services

Functional Statement

The Division of Financial Services (DFS) manages the Department of Health's expenditures and conducts financial activities. DFS, under the leadership of the Department of Health's Chief Financial Officer (CFO), provides support pertinent to human resources planning, budget preparation, expenditure control, payroll preparation, contract administration, facilities management, and oversight of financial records.

	ACTUAL		BUDGETED 2016	RECOMMENDATION 2017
	2014	2015		
70100 ADMINISTRATION - FS				
APPROPRIATED FUNDS				
GENERAL FUND				
PERSONNEL SERVICES	15,385	-	-	-
FRINGE BENEFITS	3,873	13	-	-
TOTAL - GENERAL FUND	19,258	13	-	-
TOTAL APPROPRIATED FUNDS	19,258	13	-	-
TOTAL - 70100 ADMINISTRATION - FS	19,258	13	-	-
FTE REQUIRED				

Activity 70110 Financial Services Territory-wide

Functional Statement

The Financial Services Unit manages departmental expenditures, maintains all financial records, and coordinates and monitors financial activities. This Division is also under the umbrella of the Chief Financial Officer with the responsibility for coordinating territorial financial services. In efforts to improve accountability and to create a culture that encourages the exercise of fair judgment and initiative in pursuit of organizational goals, the Unit hopes to place all fiscal officers under its direct supervision. This will encourage a culture of teamwork and active collaboration in problem-solving, decision-making, and achievement of common goals.

	ACTUAL		BUDGETED 2016	RECOMMENDATION 2017
	2014	2015		
70110 FINANCIAL SVCS TER				
APPROPRIATED FUNDS				
GENERAL FUND				
PERSONNEL SERVICES	489,182	502,344	539,306	575,859
FRINGE BENEFITS	197,505	210,007	246,054	257,514
TOTAL - GENERAL FUND	686,687	712,351	785,360	833,373
HEALTH REVOLVING FUND NON-LAPS				
SUPPLIES	14,643	16,041	18,500	18,500
OTHER SERVICES	147,769	188,053	171,100	426,100
TOTAL - HEALTH REVOLVING FUND	162,413	204,095	189,600	444,600
TOTAL APPROPRIATED FUNDS	849,100	916,446	974,960	1,277,973
TOTAL - 70110 FINANCIAL SVCS TER	849,100	916,446	974,960	1,277,973
FTE REQUIRED		FINANCIAL SVCS TER	14.00	

Activity 70130 Budget Control

	ACTUAL		BUDGETED 2016	RECOMMENDATION 2017
	2014	2015		
70130 BUDGET CONTROL				
APPROPRIATED FUNDS				
GENERAL FUND				
PERSONNEL SERVICES	88,483	81,991	86,040	86,040
FRINGE BENEFITS	41,924	41,064	44,577	45,224
TOTAL - GENERAL FUND	130,407	123,055	130,617	131,264
HEALTH REVOLVING FUND NON-LAPS				
SUPPLIES	6,413	7,604	7,000	7,000
OTHER SERVICES	2,307	1,314	5,300	3,800
TOTAL - HEALTH REVOLVING FUND	8,720	8,918	12,300	10,800
TOTAL APPROPRIATED FUNDS	139,127	131,972	142,917	142,064
TOTAL - 70130 BUDGET CONTROL	139,127	131,972	142,917	142,064
FTE REQUIRED		BUDGET CONTROL	2.00	

Activity 70140 Federal Programs Office -- updated

Functional Statement

The Office of Federal Grants (OFG) presently has oversight of fifty (50) individual grant projects with responsibility for ensuring that each program operates within the prescribed Federal Laws Uniform Guidance 2C.F.R.200. OFG determines which projects are appropriate to pursue through submission of new grant applications. The Office manages federally-funded project portfolios, ensures each project is budgeted and approved for online spending by the Department of Finance and the Office of Management and Budget, processes financial reimbursement draw-downs for goods and services procured, and officially closes each project period in collaboration with each Federal granting agency. OFG manages the indirect cost administrative budget to ascertain program compliance, and formulates monthly and quarterly cash management reports.

The focus of the Federal Programs Office grants management from Fiscal Year 2013 and beyond is to ensure total compliance with the Federal Funding Accountability and Transparency Act of 2006. The OFG will maintain a focus of continued performance improvement to include compliance training for directors of the various federal programs, to facilitate fluent knowledge of federal funding governing circulars. The OFG will also research issues of noncompliance and assist directors of relevant programs to come into compliance.

		ACTUAL		BUDGETED	RECOMMENDATION
		2014	2015	2016	2017
70140	FEDERAL PROGRAMS OFFICE				
APPROPRIATED FUNDS					
HEALTH REVOLVING FUND NON-LAPS					
	SUPPLIES	1,567	4,259	4,420	4,420
	OTHER SERVICES	2,933	4,316	3,700	3,700
	TOTAL - HEALTH REVOLVING FUND	4,500	8,574	8,120	8,120
	TOTAL APPROPRIATED FUNDS	4,500	8,574	8,120	8,120
TOTAL - 70140	FEDERAL PROGRAMS OFFICE	4,500	8,574	8,120	8,120

Activity 70150 Health Revenue Services

Functional Statement

Health Revenue Services is an office within the Division of Financial Services and is responsible for the billing and collection of all Department of Health revenues. Health Revenue Services houses all cashiers in efforts to facilitate the collection of revenues generated from regulatory and service provider functions. Revenue generation is from contributions to malpractice insurance by healthcare providers; issuance of birth and death certificates; income from clinical services; payments for food handlers; and business permits which certify compliance with the statutes that govern Food Code. Health Revenue also serves as a clearing house for payment of various fines associated with non-compliance with regulatory statutes and collection of delinquent payments for past services rendered.

		ACTUAL		BUDGETED	RECOMMENDATION
		2014	2015	2016	2017
70150	HEALTH REVENUE SERVICES				
APPROPRIATED FUNDS					
GENERAL FUND					
	PERSONNEL SERVICES	397,335	389,414	429,360	452,642
	FRINGE BENEFITS	196,078	204,542	232,101	255,848
	TOTAL - GENERAL FUND	593,413	593,956	661,461	708,490
HEALTH REVOLVING FUND NON-LAPS					
	SUPPLIES	12,656	7,496	11,500	11,500
	OTHER SERVICES	1,115	815	5,900	5,900
	TOTAL - HEALTH REVOLVING FUND	13,772	8,311	17,400	17,400
	TOTAL APPROPRIATED FUNDS	607,184	602,267	678,861	725,890
TOTAL - 70150	HEALTH REVENUE SERVICES	607,184	602,267	678,861	725,890
	FTE REQUIRED		HEALTH REVENUE SERVICES	16.00	

Activity 70300 Administration – Administrative Services

Functional Statement

Administrative Services is a function of the Division of Support Services and specifically refers to Department of Health real estate. It provides oversight for the operations, maintenance, security, and transportation units.

	ACTUAL		BUDGETED 2016	RECOMMENDATION 2017
	2014	2015		
70300 ADMINISTRATION - ADM SVC				
APPROPRIATED FUNDS				
GENERAL FUND				
PERSONNEL SERVICES	265,684	198,416	189,309	189,309
FRINGE BENEFITS	98,842	81,612	91,125	86,371
TOTAL - GENERAL FUND	364,526	280,028	280,434	275,680
HEALTH REVOLVING FUND NON-LAPS				
SUPPLIES	870	4,067	7,000	7,000
OTHER SERVICES	13,181	16,711	56,300	56,300
TOTAL - HEALTH REVOLVING FUND	14,051	20,777	63,300	63,300
TOTAL APPROPRIATED FUNDS	378,577	300,805	343,734	338,980
TOTAL - 70300 ADMINISTRATION - ADM SVC	378,577	300,805	343,734	338,980
FTE REQUIRED		ADMINISTRATION - ADM SVC	4.13	

Activity 70310 Transportation Services

Functional Statement

Transportation Services is a part of the Division of Support Services. The Unit provides transportation and mail delivery services for DOH. The Unit maintains a fleet of vehicles used in the delivery of packages and equipment, and provides shuttle services for Department of Health staff.

	ACTUAL		BUDGETED 2016	RECOMMENDATION 2017
	2014	2015		
70310 TRANSPORTATION SERVICES				
APPROPRIATED FUNDS				
GENERAL FUND				
PERSONNEL SERVICES	70,232	65,177	67,535	67,535
FRINGE BENEFITS	35,385	35,177	37,614	38,113
TOTAL - GENERAL FUND	105,617	100,354	105,149	105,648
HEALTH REVOLVING FUND NON-LAPS				
SUPPLIES	17,665	13,060	20,605	20,605
OTHER SERVICES	53,587	137,791	166,709	166,709
TOTAL - HEALTH REVOLVING FUND	71,252	150,851	187,314	187,314
TOTAL APPROPRIATED FUNDS	176,869	251,206	292,463	292,962
TOTAL - 70310 TRANSPORTATION SERVICES	176,869	251,206	292,463	292,962
FTE REQUIRED		TRANSPORTATION SERVICES	3.00	

Activity 70320 Office of Human Resources

Functional Statement

The Virgin Islands Department of Health's Human Resources (HR) Division provides quality human resource services to attract, develop, motivate, and retain a diverse workforce within a supportive work environment. This is accomplished with an emphasis on customer service and the improvement in the quality of work by all employees.

The Human Resource Division engages in employee recruitment as well as organizational and employee development through a variety of training offerings: employee relations and grievance resolution, compensation and benefits, human resource information management, and disability services management. The employee assistance programs furnish confidential assessments and make counseling, crisis intervention, and referral services available to employees.

	ACTUAL		BUDGETED 2016	RECOMMENDATION 2017
	2014	2015		
70320 DISTRICT PERSONNEL OFFICE				
APPROPRIATED FUNDS				
GENERAL FUND				
PERSONNEL SERVICES	204,413	174,296	166,639	198,372
FRINGE BENEFITS	80,843	67,408	76,868	86,872
TOTAL - GENERAL FUND	285,256	241,704	243,507	285,244
HEALTH REVOLVING FUND NON-LAPS				
SUPPLIES	1,808	502	4,950	8,250
OTHER SERVICES	6,357	3,550	16,000	12,700
TOTAL - HEALTH REVOLVING FUND	8,165	4,052	20,950	20,950
TOTAL APPROPRIATED FUNDS	293,421	245,756	264,457	306,194
TOTAL - 70320 DISTRICT PERSONNEL OFFICE	293,421	245,756	264,457	306,194
FTE REQUIRED		DISTRICT PERSONNEL OFFICE	5.00	

Activity 70330 Maintenance

Functional Statement

The Maintenance Unit is part of the Division of Support Services and is charged with housekeeping and facilities maintenance, which consists of repairs to the 91,000 square feet Charles Harwood Medical Complex on the island of St. Croix and the various Department of Health facilities on the island of St. Thomas. The Unit performs tasks necessary to maintain the various locations, including the overall security and protection of visitors and employees.

	ACTUAL		BUDGETED 2016	RECOMMENDATION 2017
	2014	2015		
70330 MAINTENANCE				
APPROPRIATED FUNDS				
GENERAL FUND				
PERSONNEL SERVICES	999,794	949,863	956,643	938,514
FRINGE BENEFITS	545,641	515,024	566,482	574,902
UTILITY SERVICES	1,556,076	798,368	580,000	976,405
TOTAL - GENERAL FUND	3,101,511	2,263,255	2,103,125	2,489,821
HEALTH REVOLVING FUND NON-LAPS				
SUPPLIES	84,571	136,638	149,540	149,540
OTHER SERVICES	342,477	489,611	478,500	213,500
UTILITY SERVICES	93,760	-	-	334,522
TOTAL - HEALTH REVOLVING FUND	520,808	626,249	628,040	697,562
TOTAL APPROPRIATED FUNDS	3,622,319	2,889,504	2,731,165	3,187,383
TOTAL - 70330 MAINTENANCE	3,622,319	2,889,504	2,731,165	3,187,383
FTE REQUIRED		MAINTENANCE	37.00	

Activity 70340 Central Stores

	ACTUAL		BUDGETED 2016	RECOMMENDATION 2017
	2014	2015		
70340 CENTRAL STORES				
APPROPRIATED FUNDS				
GENERAL FUND				
PERSONNEL SERVICES	-1,880	-	-	-
TOTAL - GENERAL FUND	-1,880	-	-	-
TOTAL APPROPRIATED FUNDS	-1,880	-	-	-
TOTAL - 70340 CENTRAL STORES	-1,880	-	-	-
FTE REQUIRED		CENTRAL STORES	0.00	

Activity 70400 Administration - PHS

	ACTUAL		BUDGETED 2016	RECOMMENDATION 2017
	2014	2015		
70400 ADMINISTRATION - PHS				
APPROPRIATED FUNDS				
GENERAL FUND				
PERSONNEL SERVICES	18,173	59,034	70,659	70,659
FRINGE BENEFITS	5,803	13,195	23,915	24,037
TOTAL - GENERAL FUND	23,977	72,229	94,574	94,696
TOTAL APPROPRIATED FUNDS	23,977	72,229	94,574	94,696
TOTAL - 70400 ADMINISTRATION - PHS	23,977	72,229	94,574	94,696
FTE REQUIRED	ADMINISTRATION - PHS		0.75	

Activity 70420 Environmental Health Services

Functional Statement

The Division of Environmental Health ensures compliance with public health standards. The Division performs inspections of food establishments, issues health permits, conducts general sanitation inspections of private homes and businesses, and responds to a variety of public health complaints. The Division is also responsible for vector control analysis.

	ACTUAL		BUDGETED 2016	RECOMMENDATION 2017
	2014	2015		
70420 ENVIRONMENTAL HEALTH				
APPROPRIATED FUNDS				
GENERAL FUND				
PERSONNEL SERVICES	212,036	172,535	282,481	331,481
FRINGE BENEFITS	97,029	81,452	154,483	167,995
SUPPLIES	13,264	7,771	32,600	32,600
OTHER SERVICES	37,892	88,493	153,400	103,400
TOTAL - GENERAL FUND	360,221	350,250	622,964	635,476
HEALTH REVOLVING FUND NON-LAPS				
SUPPLIES	22,462	20,784	40,000	40,000
OTHER SERVICES	37,053	14,772	41,000	41,000
TOTAL - HEALTH REVOLVING FUND	59,515	35,555	81,000	81,000
TOTAL APPROPRIATED FUNDS	419,737	385,806	703,964	716,476
TOTAL - 70420 ENVIRONMENTAL HEALTH	419,737	385,806	703,964	716,476
FTE REQUIRED	ENVIRONMENTAL HEALTH		7.00	

Activity 70430 Alcohol, Drug Abuse & Mental Health Administration

Functional Statement

The Division of Mental Health, Alcoholism, and Drug Dependency provides mental health and substance abuse services territory-wide. These services include substance abuse treatment and prevention, crisis intervention, outreach, case management, rehabilitation, and counseling.

		ACTUAL		BUDGETED	RECOMMENDATION
		2014	2015	2016	2017
70430	ALCOHOL DRUG ABUSE PROG ADM				
APPROPRIATED FUNDS					
GENERAL FUND					
	PERSONNEL SERVICES	344,452	279,900	334,162	353,477
	FRINGE BENEFITS	110,377	86,913	100,740	104,236
	SUPPLIES	19,984	5,888	-	5,769
	OTHER SERVICES	1,000,260	1,673,791	1,781,456	3,341,456
	TOTAL - GENERAL FUND	1,475,073	2,046,491	2,216,358	3,804,938
	TOTAL APPROPRIATED FUNDS	1,475,073	2,046,491	2,216,358	3,804,938
TOTAL - 70430	ALCOHOL DRUG ABUSE PROG ADM	1,475,073	2,046,491	2,216,358	3,804,938
	FTE REQUIRED		ALCOHOL DRUG ABUSE PROG ADM	5.00	

Activity 70440 Alcohol Drug Abuse Terr.

		ACTUAL		BUDGETED	RECOMMENDATION
		2014	2015	2016	2017
70440	ALCOHOL DRUG ABUSE TERR.				
APPROPRIATED FUNDS					
GENERAL FUND					
	PERSONNEL SERVICES	703,313	521,856	794,658	1,338,134
	FRINGE BENEFITS	237,413	178,143	299,621	331,335
	SUPPLIES	3,759	13,748	-	25,000
	OTHER SERVICES	4,733	115	-	-
	TOTAL - GENERAL FUND	949,217	713,862	1,094,279	1,694,469
	TOTAL APPROPRIATED FUNDS	949,217	713,862	1,094,279	1,694,469
TOTAL - 70440	ALCOHOL DRUG ABUSE TERR.	949,217	713,862	1,094,279	1,694,469
	FTE REQUIRED		ALCOHOL DRUG ABUSE TERR.	11.23	

Activity 70450 Long-Term Care Unit - STT

Functional Statement

The Long Term Care Unit, also known as the Eldra Shulterbrandt Residential Facility (ESF), provides 24-hour comprehensive treatment in a secure setting to severely mentally ill adults on a voluntary and involuntary basis.

		ACTUAL		BUDGETED	RECOMMENDATION
		2014	2015	2016	2017
70450	LONG TERM CARE UNIT				
APPROPRIATED FUNDS					
GENERAL FUND					
	PERSONNEL SERVICES	808,973	723,985	619,034	649,132
	FRINGE BENEFITS	260,731	235,581	246,645	232,253
	SUPPLIES	27,215	72,268	-	127,653
	OTHER SERVICES	101,482	39,807	111,645	111,645
	TOTAL - GENERAL FUND	1,198,400	1,071,640	977,324	1,120,683
	TOTAL APPROPRIATED FUNDS	1,198,400	1,071,640	977,324	1,120,683
TOTAL - 70450	LONG TERM CARE UNIT	1,198,400	1,071,640	977,324	1,120,683
	FTE REQUIRED		LONG TERM CARE UNIT	14.00	

Activity 70460 Maternal Child Health (MCH) and Children with Special Health Care Needs (CSHCN) Services

Functional Statement

The MCH and CSHCN Services program promotes quality healthcare for women, children, and families, including children with special health care needs.

	ACTUAL		BUDGETED 2016	RECOMMENDATION 2017
	2014	2015		
70460 MCH - CC SERVICES				
APPROPRIATED FUNDS				
GENERAL FUND				
PERSONNEL SERVICES	393,446	331,258	491,052	677,280
FRINGE BENEFITS	151,993	139,473	204,541	291,033
SUPPLIES	85,022	5,198	12,000	12,000
OTHER SERVICES	47,648	67,433	110,200	110,200
UTILITY SERVICES	118,422	1,578	-	-
TOTAL - GENERAL FUND	796,531	544,940	817,793	1,090,513
HEALTH REVOLVING FUND NON-LAPS				
SUPPLIES	47,984	35,366	60,000	60,000
OTHER SERVICES	87,313	170,629	151,875	151,875
UTILITY SERVICES	16,989	117,879	61,500	63,000
TOTAL - HEALTH REVOLVING FUND	152,285	323,875	273,375	274,875
TOTAL APPROPRIATED FUNDS	948,817	868,815	1,091,168	1,365,388
TOTAL - 70460 MCH - CC SERVICES	948,817	868,815	1,091,168	1,365,388
FTE REQUIRED		MCH - CC SERVICES	12.00	

Activity 70470 Family Planning Services

Functional Statement:

The Family Planning Program provides affordable, culturally sensitive, social and reproductive health services to women, men, and adolescents. This program encourages family participation in the decision minors make and conduct activities which promote positive family relationships.

	ACTUAL		BUDGETED 2016	RECOMMENDATION 2017
	2014	2015		
70470 FAMILY PLANNING SERVICES				
APPROPRIATED FUNDS				
GENERAL FUND				
PERSONNEL SERVICES	40,352	45,120	50,686	50,686
FRINGE BENEFITS	23,087	26,073	29,394	29,832
SUPPLIES	3,691	2,384	6,115	6,115
OTHER SERVICES	3,516	1,593	4,000	4,000
TOTAL - GENERAL FUND	70,647	75,169	90,195	90,633
TOTAL APPROPRIATED FUNDS	70,647	75,169	90,195	90,633
TOTAL - 70470 FAMILY PLANNING SERVICES	70,647	75,169	90,195	90,633
FTE REQUIRED		FAMILY PLANNING SERVICES	1.84	

Activity 70480 Dental Health Services

	ACTUAL		BUDGETED 2016	RECOMMENDATION 2017
	2014	2015		
70480 DENTAL HEALTH SERVICES				
APPROPRIATED FUNDS				
GENERAL FUND				
PERSONNEL SERVICES	21,866	-	-	-
FRINGE BENEFITS	1,880	-	-	-
TOTAL - GENERAL FUND	23,746	-	-	-
TOTAL APPROPRIATED FUNDS	23,746	-	-	-
TOTAL - 70480 DENTAL HEALTH SERVICES	23,746	-	-	-
FTE REQUIRED				

Activity 70490 WIC Administration

	ACTUAL		BUDGETED 2016	RECOMMENDATION 2017
	2014	2015		
70490 WIC ADMINISTRATION				
TOTAL - 70490 WIC ADMINISTRATION	-	-	-	-
FTE REQUIRED				
	WIC ADMINISTRATION		31.00	

Activity 70500 Health Education

Functional Statement

The Health Education Unit provides public health education and conducts disease prevention activities throughout the United States Virgin Islands. It also provides educational information and expertise, and serves as a clearing-house for all health educational materials.

	ACTUAL		BUDGETED 2016	RECOMMENDATION 2017
	2014	2015		
70500 HEALTH EDUCATION				
APPROPRIATED FUNDS				
GENERAL FUND				
PERSONNEL SERVICES	19,080	-	-	-
FRINGE BENEFITS	9,943	-	-	-
SUPPLIES	1,459	1,281	1,500	1,500
OTHER SERVICES	15,298	7,821	11,986	11,986
TOTAL - GENERAL FUND	45,780	9,103	13,486	13,486
TOTAL APPROPRIATED FUNDS	45,780	9,103	13,486	13,486
TOTAL - 70500 HEALTH EDUCATION	45,780	9,103	13,486	13,486
FTE REQUIRED				

Activity 70514 Supportive Services

	ACTUAL		BUDGETED 2016	RECOMMENDATION 2017
	2014	2015		
70514 SUPPORTIVE SERVICES				
APPROPRIATED FUNDS				
GENERAL FUND				
FRINGE BENEFITS	3,121	-	-	-
TOTAL - GENERAL FUND	3,121	-	-	-
TOTAL APPROPRIATED FUNDS	3,121	-	-	-
TOTAL - 70514 SUPPORTIVE SERVICES	3,121	-	-	-
FTE REQUIRED	SUPPORTIVE SERVICES		9.98	

Activity 70520 Health Administration

	ACTUAL		BUDGETED 2016	RECOMMENDATION 2017
	2014	2015		
70520 HEALTH ADMINISTRATION				
APPROPRIATED FUNDS				
GENERAL FUND				
PERSONNEL SERVICES	115,263	106,436	-	-
FRINGE BENEFITS	60,701	51,660	-	-
SUPPLIES	-	17,526	-	-
OTHER SERVICES	671	250	-	-
TOTAL - GENERAL FUND	176,635	175,872	-	-
TOTAL APPROPRIATED FUNDS	176,635	175,872	-	-
TOTAL - 70520 HEALTH ADMINISTRATION	176,635	175,872	-	-
FTE REQUIRED	HEALTH ADMINISTRATION		3.00	

Activity 70530 General Clinic

Functional Statement

The DOH Community Health Clinics provide general preventive health services to the people of the Virgin Islands as well as primary health care to individuals with limited access to such care from the private sector.

	ACTUAL		BUDGETED 2016	RECOMMENDATION 2017
	2014	2015		
70530 GENERAL CLINIC				
APPROPRIATED FUNDS				
GENERAL FUND				
PERSONNEL SERVICES	288,465	262,656	183,985	183,985
FRINGE BENEFITS	79,573	78,451	89,573	80,208
SUPPLIES	18,871	10,642	22,385	22,385
OTHER SERVICES	3,787	9,705	12,230	12,230
TOTAL - GENERAL FUND	390,696	361,455	308,173	298,808
TOTAL APPROPRIATED FUNDS	390,696	361,455	308,173	298,808
TOTAL - 70530 GENERAL CLINIC	390,696	361,455	308,173	298,808
FTE REQUIRED	GENERAL CLINIC		4.00	

Activity 70540 Supportive Services

Functional Statement

The Supportive Services Unit focuses on specific risk factors and associated interventions to address chronic diseases.

	ACTUAL		BUDGETED 2016	RECOMMENDATION 2017
	2014	2015		
70540 SUPPORT SERVICES				
APPROPRIATED FUNDS				
GENERAL FUND				
PERSONNEL SERVICES	2,071,603	1,651,842	2,089,738	1,911,172
FRINGE BENEFITS	753,078	647,507	881,097	775,595
SUPPLIES	5,434	4,170	8,650	8,650
OTHER SERVICES	2,250	165	4,490	4,490
TOTAL - GENERAL FUND	2,832,365	2,303,685	2,983,975	2,699,907
TOTAL APPROPRIATED FUNDS	2,832,365	2,303,685	2,983,975	2,699,907
TOTAL - 70540 SUPPORT SERVICES	2,832,365	2,303,685	2,983,975	2,699,907
FTE REQUIRED		SUPPORT SERVICES	55.28	

Activity 70560 Venereal Disease Control

Functional Statement

The Venereal Disease Control Unit is responsible for the containment and prevention of sexually transmitted diseases. Services include HIV/TB/STD screening, diagnosis, treatment, and prevention activities.

	ACTUAL		BUDGETED 2016	RECOMMENDATION 2017
	2014	2015		
70560 VENEREAL DISEASE CONTROL				
APPROPRIATED FUNDS				
GENERAL FUND				
PERSONNEL SERVICES	126,656	117,617	70,780	70,780
FRINGE BENEFITS	57,079	55,846	35,929	36,419
SUPPLIES	9,327	7,719	9,833	9,833
OTHER SERVICES	4,068	6,755	5,625	5,625
TOTAL - GENERAL FUND	197,130	187,937	122,167	122,657
TOTAL APPROPRIATED FUNDS	197,130	187,937	122,167	122,657
TOTAL - 70560 VENEREAL DISEASE CONTROL	197,130	187,937	122,167	122,657
FTE REQUIRED		VENEREAL DISEASE CONTROL	2.00	

Activity 70570 Immunization

Functional Statement

The Immunization Unit immunizes infants, children, adolescents, adults, and persons traveling to other countries, and increases access to affordable vaccination services through federal and local funding. The Unit also participates in educating healthcare providers, and the general population about vaccine-preventable diseases.

	ACTUAL		BUDGETED 2016	RECOMMENDATION 2017
	2014	2015		
70570 IMMUNIZATION				
APPROPRIATED FUNDS				
GENERAL FUND				
SUPPLIES	319,628	166,067	135,853	135,853
OTHER SERVICES	87,775	149,679	140,500	140,500
TOTAL - GENERAL FUND	407,404	315,745	276,353	276,353
TOTAL APPROPRIATED FUNDS	407,404	315,745	276,353	276,353
TOTAL - 70570 IMMUNIZATION	407,404	315,745	276,353	276,353
FTE REQUIRED		IMMUNIZATION	17.30	

Activity 70620 Breast and Cervical Cancer

	ACTUAL		BUDGETED 2016	RECOMMENDATION 2017
	2014	2015		
70620 BREAST AND CERVICAL				
APPROPRIATED FUNDS				
GENERAL FUND				
OTHER SERVICES	20,000	-	-	-
TOTAL - GENERAL FUND	20,000	-	-	-
TOTAL APPROPRIATED FUNDS	20,000	-	-	-
TOTAL - 70620 BREAST AND CERVICAL	20,000	-	-	-
FTE REQUIRED				

Activity 70630 Surveillance Infectious Disease

	ACTUAL		BUDGETED 2016	RECOMMENDATION 2017
	2014	2015		
70630 SURVEILLANCE INFECTIOUS DISEASE				
APPROPRIATED FUNDS				
GENERAL FUND				
PERSONNEL SERVICES	54,578	9,871	50,000	50,000
FRINGE BENEFITS	22,460	5,870	24,253	24,577
SUPPLIES	17,675	9,222	11,257	11,257
OTHER SERVICES	8,754	24,570	17,404	17,404
TOTAL - GENERAL FUND	103,467	49,532	102,914	103,238
TOTAL APPROPRIATED FUNDS	103,467	49,532	102,914	103,238
TOTAL - 70630 SURVEILLANCE INFECTIOUS DISEAS	103,467	49,532	102,914	103,238
FTE REQUIRED		SURVEILLANCE INFECTIOUS DISEAS	1.00	

Department of Health

BY ACTIVITY	ACTUAL		BUDGETED	RECOMMENDATION
	2014	2015	2016	2017
APPROPRIATED FUNDS				
GENERAL FUND				
UNDEFINED	8,019	-	-	-
NSF EDITH WILLIAMS SCHL	34,760	29,669	-	-
ADMINISTRATION	1,149,992	1,110,271	1,078,318	1,384,528
HLTH PLN R & STATS	359,669	356,074	375,938	383,371
EMERGENCY MEDICAL SERVICES	4,414,630	4,030,462	3,779,085	4,005,506
COMPUTER AND COMMUNICATIONS	527,326	557,993	393,557	394,860
ST. JOHN CLINIC	208,480	207,474	223,251	188,569
OFFICE OF RISK MANANGEMENT	518,162	108,823	-	114,319
HOSPITAL MANAGEMENT	9,915	-	-	-
ADMINISTRATION - FS	19,258	13	-	-
FINANCIAL SVCS TER	686,687	712,351	785,360	833,373
BUDGET CONTROL	130,407	123,055	130,617	131,264
HEALTH REVENUE SERVICES	593,413	593,956	661,461	708,490
ADMINISTRATION - ADM SVC	364,526	280,028	280,434	275,680
TRANSPORATION SERVICES	105,617	100,354	105,149	105,648
DISTRICT PERSONNEL OFFICE	285,256	241,704	243,507	285,244
MAINTENANCE	3,101,511	2,263,255	2,103,125	2,489,821
CENTRAL STORES	-1,880	-	-	-
ADMINISTRATION - PHS	23,977	72,229	94,574	94,696
ENVIRONMENTAL HEALTH	360,221	350,250	622,964	635,476
ALCOHOL DRUG ABUSE PROG ADM	1,475,073	2,046,491	2,216,358	3,804,938
ALCOHOL DRUG ABUSE TERR.	949,217	713,862	1,094,279	1,694,469
LONG TERM CARE UNIT	1,198,400	1,071,640	977,324	1,120,683
MCH - CC SERVICES	796,531	544,940	817,793	1,090,513
FAMILY PLANNING SERVICES	70,647	75,169	90,195	90,633
DENTAL HEALTH SERVICES	23,746	-	-	-
HEALTH EDUCATION	45,780	9,103	13,486	13,486
HEALTH INSURANCE MED ASST	4,542,344	446,866	-	-
SUPPORTIVE SERVICES	3,121	-	-	-
HEALTH ADMINISTRATION	176,635	175,872	-	-
GENERAL CLINIC	390,696	361,455	308,173	298,808
SUPPORT SERVICES	2,832,365	2,303,685	2,983,975	2,699,907
VENEREAL DISEASE CONTROL	197,130	187,937	122,167	122,657
IMMUNIZATION	407,404	315,745	276,353	276,353
BREAST AND CERVICAL	20,000	-	-	-
SURVEILLANCE INFECTIOUS DISEAS	103,467	49,532	102,914	103,238
TOTAL - GENERAL FUND	26,132,501	19,440,258	19,880,357	23,346,530
HEALTH REVOLVING FUND NON-LAPS				
UNDEFINED	56,627	47,300	-	-
ADMINISTRATION	86,326	139,169	137,785	137,785
HLTH PLN R & STATS	4,617	8,068	11,200	11,200
EMERGENCY MEDICAL SERVICES	50,704	126,831	101,875	101,875
COMPUTER AND COMMUNICATIONS	198,245	266,157	276,850	311,850
ST. JOHN CLINIC	132,235	172,346	165,898	145,898
OFFICE OF RISK MANANGEMENT	25,043	353,433	379,700	40,178
HEALTH PROFESS INSTIT	1,608	-	-	-
HOSPITAL MANAGEMENT	2,200	-	-	-
FINANCIAL SVCS TER	162,413	204,095	189,600	444,600
BUDGET CONTROL	8,720	8,918	12,300	10,800

Department of Health

FEDERAL PROGRAMS OFFICE	4,500	8,574	8,120	8,120
HEALTH REVENUE SERVICES	13,772	8,311	17,400	17,400
ADMINISTRATION - ADM SVC	14,051	20,777	63,300	63,300
TRANSPORATION SERVICES	71,252	150,851	187,314	187,314
DISTRICT PERSONNEL OFFICE	8,165	4,052	20,950	20,950
MAINTENANCE	520,808	626,249	628,040	697,562
ENVIRONMENTAL HEALTH	59,515	35,555	81,000	81,000
MCH - CC SERVICES	152,285	323,875	273,375	274,875
	1,573,086	2,504,561	2,554,707	2,554,707
TOTAL - HEALTH REVOLVING FUND NON-LAPS				
TOTAL APPROPRIATED FUNDS	27,705,587	21,944,819	22,435,064	25,901,237
NON APPROPRIATED FUNDS				
INDIRECT COST				
ADMINISTRATION	697,498	608,196	735,087	723,087
TOTAL - INDIRECT COST	697,498	608,196	735,087	723,087
EMERGENCY SERVICES				
ADMINISTRATION	384,751	638,172	397,005	306,148
TOTAL - EMERGENCY SERVICES	384,751	638,172	397,005	306,148
TOTAL NON APPROPRIATED FUNDS	1,082,249	1,246,368	1,132,092	1,029,235
TOTAL - HEALTH	28,787,836	23,191,187	23,567,156	26,930,472

BY BUDGET CATEGORY	ACTUALS		BUDGETED 2016	RECOMMENDATION 2017
	2014	2015		
APPROPRIATED FUNDS				
GENERAL FUND				
PERSONNEL SERVICES	12,551,691	11,037,822	11,589,330	12,787,270
FRINGE BENEFITS	4,753,416	4,366,136	5,082,091	5,285,497
SUPPLIES	578,174	377,609	240,193	398,615
OTHER SERVICES	6,542,761	2,819,684	2,388,743	3,898,743
UTILITY SERVICES	1,674,498	799,947	580,000	976,405
CAPITAL PROJECTS	31,961	39,061	-	-
TOTAL - GENERAL FUND	26,132,501	19,440,258	19,880,357	23,346,530
HEALTH REVOLVING FUND NON-LAPS				
SUPPLIES	357,543	433,406	544,423	545,763
OTHER SERVICES	1,025,428	1,824,641	1,856,034	1,518,672
UTILITY SERVICES	160,749	218,817	111,500	447,522
CAPITAL PROJECTS	29,365	27,697	42,750	42,750
TOTAL - HEALTH REVOLVING FUND NON-LAPS	1,573,086	2,504,561	2,554,707	2,554,707
TOTAL APPROPRIATED FUNDS	27,705,587	21,944,819	22,435,064	25,901,237
NON APPROPRIATED FUNDS				
INDIRECT COST				
PERSONNEL SERVICES	497,496	427,787	463,823	463,823
FRINGE BENEFITS	186,658	156,409	188,657	188,657
SUPPLIES	-	-	17,596	17,596
OTHER SERVICES	-	24,000	48,000	36,000
CAPITAL PROJECTS	13,344	-	17,011	17,011
TOTAL - INDIRECT COST	697,498	608,196	735,087	723,087
TOTAL - INDIRECT COST	697,498	608,196	735,087	723,087
EMERGENCY SERVICES				
SUPPLIES	206,952	294,357	179,572	173,074
OTHER SERVICES	156,902	168,849	179,358	125,000
CAPITAL PROJECTS	20,898	174,967	38,074	8,074
TOTAL - EMERGENCY SERVICES	384,751	638,172	397,005	306,148
TOTAL - EMERGENCY SERVICES	384,751	638,172	397,005	306,148
TOTAL NON APPROPRIATED FUNDS	1,082,249	1,246,368	1,132,092	1,029,235

Department of Health

BY FUND TYPE	Personnel Services	Fringe Benefits	Supplies	Other Svcs. Chrgs.	Utilities	Capital Outlays	Miscellaneous	Total
APPROPRIATED FUNDS								
GENERAL FUND								
GENERAL FUND	12,787,270	5,285,497	398,615	3,898,743	976,405	-	-	23,346,530
TOTAL - GENERAL FUND	12,787,270	5,285,497	398,615	3,898,743	976,405	-	-	23,346,530
PROPRIETARY								
HEALTH REVOLVING FUND NON-LAPS	-	-	545,763	1,518,672	447,522	42,750	-	2,554,707
TOTAL - PROPRIETARY	-	-	545,763	1,518,672	447,522	42,750	-	2,554,707
TOTAL APPROPRIATED FUNDS	12,787,270	5,285,497	944,378	5,417,415	1,423,927	42,750	-	25,901,237
NON APPROPRIATED FUNDS								
GENERAL FUND								
INDIRECT COST	463,823	188,657	17,596	36,000	-	17,011	-	723,087
EMERGENCY SERVICES	-	-	173,074	125,000	-	8,074	-	306,148
TOTAL - GENERAL FUND	463,823	188,657	190,670	161,000	-	25,085	-	1,029,235
TOTAL NON APPROPRIATED FUNDS	463,823	188,657	190,670	161,000	-	25,085	-	1,029,235
TOTAL - HEALTH	13,251,093	5,474,154	1,135,048	5,578,415	1,423,927	67,835	-	26,930,472

Federal Funds

BY BUDGET CATEGORY	FY2015 Expenditure	FY 2016 Grant Award	FY2016 Appropriation	FY2017 Recommendation
FEDERAL FUNDS				
PERSONNEL SERVICES	4,576,527	6,065,105	-	6,065,105
FRINGE BENEFITS	1,893,488	2,550,868	-	2,550,868
SUPPLIES	5,117,162	6,476,484	-	6,476,006
OTHER SVS. & CHGS.	4,671,382	4,304,185	-	4,303,904
UTILITIES	15,596	31,200	-	31,200
CAPITAL OUTLAYS	473,222	290,606	-	291,365
TOTAL FEDERAL FUNDS	16,747,377	19,718,448	-	19,718,448

Government of the Virgin Islands
Listing of Federal Grants - 2017

CFDA NO.	GOVERNMENT ENTITY Federal Grantor Grant Description Type of Assistance	MATCH RATIO FEDERAL/LOCAL or 100% FEDERAL	FY 2015	FY 2016		FY 2017		LOCAL MATCH AND/OR MOE FUNDS	GRANT PERIOD	FOOT NOTE
			ACTUAL	PRIOR YEAR(S) GRANT AWARDS BALANCE BROUGHT FORWARD	ESTIMATED	TOTAL ESTIMATED EXPENDITURE	GRANT AWARD(S) CARRYFORWARD BALANCE			
ORG 700 DEPARTMENT OF HEALTH										
U.S. Department of Agriculture										
10.557	SPECIAL SUPPLEMENTAL NUTRITION PROGRAM FOR WOMEN, INFANTS AND CHILDREN <i>FORMULA/PROJECT - WIC PROGRAM</i>	100%	6,175,991	78,100	7,237,142	7,315,242	-	7,237,142	-	10/01/16-09/30/17
	Sub-Total		6,175,991	78,100	7,237,142	7,315,242		7,237,142	-	
U.S. Department of the Interior										
15.875	ECONOMIC, SOCIAL, & POLITICAL DEVELOPMENT OF THE TERRITORIES <i>DIRECT PAYMENTS WITH UNRESTRICTED USE / FORMULA / PROJECT CAPITAL IMPROVEMENT PROGRAM</i>									
	(1) Eldra Schulerbrandt Long-Term Care Facility Repair and Retrofit, STT	100%	4,868	992,746	-	496,373	496,373	-	-	09/13/12-08/30/17
	<i>TECHNICAL ASSISTANCE PROGRAM</i>									
	(1) Cancer Registry Project, Territorial	100%	115,259	302,741	-	302,741	-	-	-	02/23/12-06/30/16
	(2) Procurement of Automated External Defibrillators, Territorial	100%	33,750	-	-	-	-	-	-	07/16/13-12/31/14
	Sub-Total		153,877	1,295,487	-	799,114	496,373	-	-	
U.S. Department of Education										
84.181A	SPECIAL EDUCATION-GRANTS FOR INFANTS AND FAMILIES <i>FORMULA</i>	100%	886,374	740,543	792,807	860,543	672,807	792,807	-	07/01/17-09/30/19
	Sub-Total		886,374	740,543	792,807	860,543	672,807	792,807	-	
U.S. Department of Health and Human Services										
93.074	HOSPITAL PREPAREDNESS AND PUBLIC HEALTH EMERGENCY PREPAREDNESS ALIGNED COOPERATIVE AGREEMENTS <i>FORMULA/ COOPERATIVE AGREEMENT - HPP AND PHEP</i>	100%	780,091	1,132,535	749,720	1,191,535	690,720	749,720	-	07/01/17-06/30/19
93.110	MATERNAL AND CHILD HEALTH FEDERAL CONSOLIDATE PROGRAMS <i>PROJECT - SPECIAL PROJECTS OF REGIONAL AND NATIONAL SIGNIFICANCE (SPRANS)</i>	100%	-	-	95,374	95,374	-	95,374	-	12/01/16-11/30/17
93.116	PROJECT GRANTS AND COOPERATIVE AGREEMENTS FOR TUBERCULOSIS CONTROL PROGRAMS <i>COOPERATIVE AGREEMENTS - TUBERCULOSIS PREVENTION AND CONTROL AND LABORATORY PROGRAM</i>	100%	105,816	60,904 *	118,312	148,694	29,578	118,312	-	01/01/17-12/31/17 A
93.127	EMERGENCY MEDICAL SERVICES FOR CHILDREN <i>COOPERATIVE AGREEMENTS / PROJECT - EMS FOR CHILDREN</i>	100%	116,775	74,825	130,000	152,825	52,000	130,000	-	03/01/17-02/28/18
93.130	COOPERATIVE AGREEMENTS TO STATES/TERRITORIES FOR THE COORDINATION AND DEVELOPMENT OF PRIMARY CARE OFFICES <i>PROJECT - STATE PCO</i>	100%	160,570	166,057	152,056	242,085	76,028	152,056	-	04/01/17-03/31/18

Government of the Virgin Islands
Listing of Federal Grants - 2017

CFDA NO.	GOVERNMENT ENTITY Federal Grantor Grant Description Type of Assistance	MATCH RATIO FEDERAL/LOCAL or 100% FEDERAL	FY 2015	FY 2016		FY 2017		LOCAL MATCH AND/OR MOE FUNDS	GRANT PERIOD	FOOT NOTE	
			ACTUAL	PRIOR YEAR(S) GRANT AWARDS BALANCE BROUGHT FORWARD	ESTIMATED	TOTAL ESTIMATED EXPENDITURE	GRANT AWARD(S) CARRYFORWARD BALANCE				TOTAL AWARD
			TOTAL EXPENDITURE	TOTAL AWARD	TOTAL EXPENDITURE	TOTAL AWARD					
ORG 700 DEPARTMENT OF HEALTH											
93.136	INJURY PREVENTION AND CONTROL RESEARCH AND STATE AND COMMUNITY BASED PROGRAMS <i>COOPERATIVE AGREEMENTS / PROJECT - NATIONAL CENTER FOR INJURY PREVENTION AND CONTROL</i>	100%	-	35,000	35,000	66,934	3,066	35,000	-	02/01/17-03/31/18	
93.150	PROJECTS FOR ASSISTANCE IN TRANSITION FROM HOMELESSNESS <i>FORMULA - PATH</i>	100%	-	50,000	-	50,000	-	-	-	09/01/15-08/31/16	
93.217	FAMILY PLANNING-SERVICES <i>PROJECT</i>										
	(1) Title X Family Planning Services, Territorial	100%	694,638	748,222	825,000	954,472	618,750	825,000	-	07/01/17-06/30/18	
	(2) Integration of HIV Prevention Services into Family Planning Programs, Territorial	100%	25,808	120,000	120,000	120,000	120,000	120,000	-	09/01/17-08/31/18	
93.243	SUBSTANCE ABUSE AND MENTAL HEALTH SERVICES-PROJECTS OF REGIONAL & NATIONAL SIGNIFICANCE <i>PROJECT - PRNS</i>	100%	1,283,080	-	735,018	735,018	-	735,018	-	09/30/16-09/29/17	
93.251	UNIVERSAL NEWBORN HEARING SCREENING <i>PROJECT</i>	100%	171,184	220,052	250,000	345,052	125,000	250,000	-	04/01/17-03/31/18	
93.259	RURAL ACCESS TO EMERGENCY DEVICES GRANT AND PUBLIC ACCESS TO DEFIBRILLATION DEMONSTRATION GRANT <i>PROJECT - RAED & PADDP</i>	100%	55,551	-	-	-	-	-	-	09/01/14-08/31/15	
93.268	IMMUNIZATION COOPERATIVE AGREEMENTS <i>PROJECT - IMMUNIZATIONS CoAG AND VACCINES FOR CHILDREN PROGRAM</i>	100%	1,259,787	1,048,134 *	1,438,284	1,744,025	359,568	1,438,284	-	01/01/17-12/31/17 B	
93.323	EPIDEMIOLOGY AND LABORATORY CAPACITY FOR INFECTIOUS DISEASES (ELC) <i>COOPERATIVE AGREEMENTS - ELC</i>	100%	24,987	325,683	325,683	325,683	325,683	325,683	-	08/01/17-07/31/18	
93.505	AFFORDABLE CARE ACT (ACA) MATERNAL, INFANT, AND EARLY CHILDHOOD HOME VISITING PROGRAM <i>FORMULA - MIECHV or FEDERAL HOME VISITING PROGRAM</i>	100%	450,425	2,000,000	1,000,000	1,000,000	2,000,000	1,000,000	-	10/01/16-09/30/18	
93.521	THE AFFORDABLE CARE ACT: BUILDING EPIDEMIOLOGY, LABORATORY, AND HEALTH INFORMATION SYSTEMS CAPACITY IN THE EPIDEMIOLOGY AND LABORATORY CAPACITY FOR INFECTIOUS DISEASE (ELC) AND EMERGING INFECTIONS PROGRAM (EIP) COOPERATIVE AGREEMENTS; PPHF <i>COOPERATIVE AGREEMENTS - ELC/EIP - PREVENTION AND PUBLIC HEALTH FUND AND OTHER CAPACITY-BUILDING ACTIVITIES</i>	100%	190,036	487,936	487,936	487,936	487,936	487,936	-	08/01/17-07/31/18	
93.745	PPHF: HEALTH CARE SURVEILLANCE/HEALTH STATISTICS SURVEILLANCE PROGRAM ANNOUNCEMENT: BEHAVIORAL RISK FACTOR SURVEILLANCE SYSTEM (BRFSS) FINANCED IN PART BY PREVENTION AND PUBLIC HEALTH FUND <i>COOPERATIVE AGREEMENTS - BRFS</i>	100%	2,340	166,628	168,968	276,458	59,138	168,968	-	03/29/17-03/28/18	
93.758	PREVENTIVE HEALTH AND HEALTH SERVICES BLOCK GRANT FUNDED SOLELY WITH PREVENTION AND PUBLIC HEALTH FUNDS (PPHF) <i>FORMULA - PHHS BLOCK GRANT</i>	100%	81,675	265,924	265,924	265,924	265,924	265,924	-	10/01/16-09/30/18	

Government of the Virgin Islands
Listing of Federal Grants - 2017

CFDA NO.	GOVERNMENT ENTITY Federal Grantor Grant Description Type of Assistance	MATCH RATIO FEDERAL/LOCAL or 100% FEDERAL	FY 2015	FY 2016		FY 2017		LOCAL MATCH AND/OR MOE FUNDS	GRANT PERIOD	FOOT NOTE
			ACTUAL	PRIOR YEAR(S) GRANT AWARDS BALANCE BROUGHT FORWARD	ESTIMATED	TOTAL ESTIMATED EXPENDITURE	GRANT AWARD(S) CARRYFORWARD BALANCE			
ORG 700 DEPARTMENT OF HEALTH										
93.815	DOMESTIC EBOLA SUPPLEMENT TO THE EPIDEMIOLOGY AND LABORATORY CAPACITY FOR INFECTIOUS DISEASES (ELC) <i>COOPERATIVE AGREEMENTS - ELC</i>	100%	2,193	674,013 *	-	338,000	336,013 *	-	03/31/15-03/30/18	C
93.817	HOSPITAL PREPAREDNESS PROGRAM (HPP) EBOLA PREPAREDNESS AND RESPONSE ACTIVITIES <i>FORMULA</i>	100%	-	208,967	-	-	208,967	-	05/18/15-03/30/18	
93.917	HIV CARE FORMULA GRANTS <i>FORMULA</i>	100%	1,087,670	592,395	1,056,592	1,142,785	506,202	1,056,592	180,000 *	04/01/17-03/31/18
93.940	HIV PREVENTION ACTIVITIES - HEALTH DEPARTMENT BASED <i>COOPERATIVE AGREEMENTS - HIV PREVENTION PROGRAM</i>	100%	605,665	343,280 *	693,104	910,894	4,248	693,104	-	01/01/17-12/31/17
93.944	HIV/AIDS SURVEILLANCE <i>COOPERATIVE AGREEMENTS - HIV/AIDS SURVEILLANCE</i>	100%	98,374	110,537 *	140,808	146,981	35,202	140,808	-	01/01/17-12/31/17
93.945	ASSISTANCE PROGRAMS FOR CHRONIC DISEASE PREVENTION AND CONTROL <i>COOPERATIVE AGREEMENTS</i>									
	(1) Diabetes Prevention and Control, Territorial	100%	88,625	98,120	124,740	160,490	62,370	124,740	-	03/29/17-03/28/18
	(2) Tobacco Prevention and Control, Territorial	100%	195,952	189,412	200,201	289,512	100,101	200,201	-	03/29/17-03/28/18
93.958	BLOCK GRANTS FOR COMMUNITY MENTAL HEALTH SERVICES <i>FORMULA - MENTAL HEALTH BLOCK GRANT (MHBG)</i>	100%	138,675	154,595	169,164	172,201	151,558	169,164	-	10/01/16-09/30/18
93.959	BLOCK GRANTS FOR PREVENTION AND TREATMENT OF SUBSTANCE ABUSE <i>FORMULA - SUBSTANCE ABUSE BLOCK GRANT (SABG)</i>	100%	610,497	639,053	639,053	639,053	639,053	639,053	-	10/01/16-09/30/18
93.977	PREVENTIVE HEALTH SERVICES-SEXUALLY TRANSMITTED DISEASES CONTROL GRANTS <i>PROJECT - STD PREVENTION GRANTS</i>	100%	167,923	71,683 *	189,234	193,136	47,308	189,234	-	01/01/17-12/31/17
93.994	MATERNAL AND CHILD HEALTH SERVICES BLOCK GRANT <i>FORMULA - MCH BLOCK GRANT</i>	57/43%	1,132,798	709,527	1,473,449	1,446,252	736,724	1,473,449	1,361,738 *	10/01/16-09/30/18
	Sub-Total		9,531,135	10,693,482	11,583,620	13,641,319	8,041,137	11,583,620	1,541,738	
	TOTAL ORG 700 DEPARTMENT OF HEALTH		16,747,377	12,807,612	19,613,569	22,616,218	9,210,317	19,613,569	1,541,738	

FY 2017 Listing of Federal Grants Footnotes:

A*- The FY 2015 TB Prevention and Control and Laboratory Program grant expired on 12/31/2015, leaving an unobligated balance of \$944.

B*- The FY 2015 Immunization Cooperative Agreement grant expired on 12/31/2015, leaving an unobligated balance of \$665,309.

C*- The grant award balance of \$104,879 brought forward, and of \$104,879 carryforward, will support Personnel Services and Fringe Benefits costs in FY 2016 and FY 2017, respectively.

D*- The HIV Care Formula Grant has MOE requirements to be satisfied.

E*- The FY 2015 HIV Prevention Program grant expired on 12/31/2015, leaving an unobligated balance of \$121,242.

F*- The FY 2015 HIV/AIDS Surveillance grant expired on 12/31/2015, leaving an unobligated balance of \$69,162.

G*- The FY 2015 STD Prevention Grant expired on 12/31/2015, leaving an unobligated balance of \$20,473.

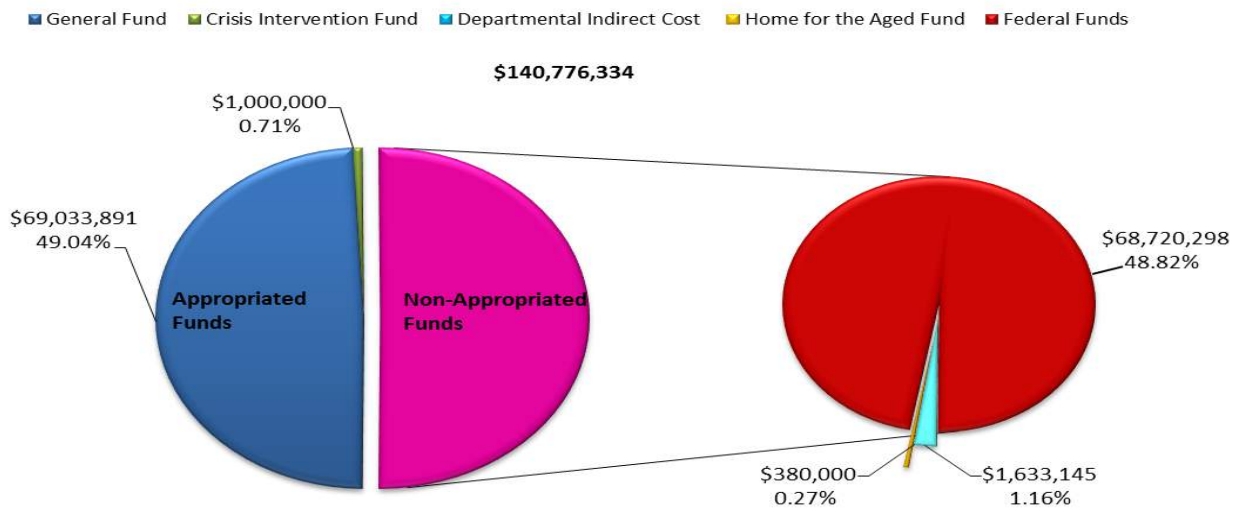
H*- The MCH Block Grant has Local Match and MOE requirements to be satisfied.



DEPARTMENT OF HUMAN SERVICES

**Maintenance and Transportation-
 Commissioner Office**
Executive Office
Planning and Development
Personnel and Labor Relations
Fiscal and Administrative Operations
Management Evaluation
Office of the Legal Counsel
Research and Resource Development
Administration – Senior Citizens’ Affairs
**Homes and Nutrition (Home of the Aged
 and Nutrition for the Elderly)**
Socio-Recreation

Elderly Social Services
Adult Protective Services
Lucinda Millin and Whim Gardens
Admin. – Disabilities and Rehabilitation Services
Vocational Rehabilitation Services
Special Services
Administration – Children, Youth and Families
Pre-School Services
Intervention Services
Youth Promotion and Delinquency Prevention Program
Youth Rehabilitation Center
Administration – Financial Programs
Income Maintenance
Food Stamp
Energy Assistance
General Social Services
JOBS
**Administration – Office of Child Care and Regulatory
 Services**
Bureau of Licensing
Office of Intake and Emergency
Residential Services



Department Of Human Services

Activity 72000 Maintenance & Transportation

Functional Statement

The Maintenance and Transportation Unit supports the delivery of services to consumers through the coordination and implementation of a comprehensive system of physical plant upkeep for approximately sixty-seven (67) sites. This component also operates and maintains a comprehensive fleet management system of over one hundred fifty (150) vehicles that support the operations of all departmental programs.

	ACTUAL		BUDGETED 2016	RECOMMENDATION 2017
	2014	2015		
72000 MAINTENANCE & TRANSPORTION				
APPROPRIATED FUNDS				
GENERAL FUND				
PERSONNEL SERVICES	1,386,796	1,211,335	1,225,312	1,182,025
FRINGE BENEFITS	636,132	589,139	700,982	620,326
SUPPLIES	168,558	249,093	175,000	75,000
OTHER SERVICES	377,564	427,296	405,000	168,000
TOTAL - GENERAL FUND	2,569,049	2,476,862	2,506,294	2,045,351
TOTAL APPROPRIATED FUNDS	2,569,049	2,476,862	2,506,294	2,045,351
TOTAL - 72000 MAINTENANCE & TRANSPORT	2,569,049	2,476,862	2,506,294	2,045,351
FTE REQUIRED		MAINTENANCE & TRANSPORT	57.00	

Activity 72001 Legal Counsel

	ACTUAL		BUDGETED 2016	RECOMMENDATION 2017
	2014	2015		
72001 LEGAL COUNSEL				
APPROPRIATED FUNDS				
GENERAL FUND				
PERSONNEL SERVICES	146,746	132,692	246,000	217,000
FRINGE BENEFITS	48,352	45,287	71,906	79,838
SUPPLIES	1,500	940	600	5,000
OTHER SERVICES	1,500	1,980	1,500	3,200
TOTAL - GENERAL FUND	198,098	180,899	320,006	305,038
TOTAL APPROPRIATED FUNDS	198,098	180,899	320,006	305,038
TOTAL - 72001 LEGAL COUNSEL	198,098	180,899	320,006	305,038
FTE REQUIRED		LEGAL COUNSEL	4.00	

Activity 72010 Executive Office

Functional Statement

The Executive Office of the Commissioner monitors and ensures the effective and efficient operation of four (4) major divisions, three (3) offices, three (3) 24-hour residential facilities, and all Administrative Support Service Units.

	ACTUAL		BUDGETED 2016	RECOMMENDATION 2017
	2014	2015		
72010 EXECUTIVE OFFICE				
APPROPRIATED FUNDS				
GENERAL FUND				
PERSONNEL SERVICES	698,988	738,902	837,265	1,103,259
FRINGE BENEFITS	262,242	236,399	265,797	333,643
SUPPLIES	10,147	41,006	32,000	45,000
OTHER SERVICES	257,233	202,988	310,000	183,000
TOTAL - GENERAL FUND	1,228,611	1,219,295	1,445,062	1,664,902
TOTAL APPROPRIATED FUNDS	1,228,611	1,219,295	1,445,062	1,664,902
TOTAL - 72010 EXECUTIVE OFFICE	1,228,611	1,219,295	1,445,062	1,664,902
FTE REQUIRED	EXECUTIVE OFFICE		22.00	

Activity 72020 Planning and Operations

Functional Statement

Planning and Operations provides technological support to the Division of Family Assistance Program - Supplemental Nutritional Assistance Program (SNAP) or the Food Stamps Program and the Temporary Assistance for Needy Families (TANF) program, to ensure federal compliance with governing regulations.

	ACTUAL		BUDGETED 2016	RECOMMENDATION 2017
	2014	2015		
72020 PLANNING & OPERATIONS				
APPROPRIATED FUNDS				
GENERAL FUND				
PERSONNEL SERVICES	208,336	190,665	207,702	343,225
FRINGE BENEFITS	89,077	87,663	100,657	123,800
SUPPLIES	32,175	31,089	33,000	70,000
OTHER SERVICES	15,015	4,825	17,400	93,000
TOTAL - GENERAL FUND	344,603	314,242	358,759	630,025
TOTAL APPROPRIATED FUNDS	344,603	314,242	358,759	630,025
TOTAL - 72020 PLANNING & OPERATIONS	344,603	314,242	358,759	630,025
FTE REQUIRED	PLANNING & OPERATIONS		12.00	

Activity 72020 Management Information Systems (MIS) and Operations

Functional Statement

The MIS and Operations Unit supports the delivery of services to consumers by providing communication and technology planning and support, risk management, and emergency response and management.

Activity 72030 Human Resource and Labor Relations

Functional Statement

The Human Resources and Labor Relations Office provides overall administration for all areas of personnel resources and labor relations in coordination with the Executive Office of the Commissioner, including managing vacancies and staffing levels, maintaining an effective performance management system, ensuring compliance with collective bargaining agreements, handling dispute and grievance resolutions, providing training and development, and promoting good employee relations.

		ACTUAL		BUDGETED	RECOMMENDATION
		2014	2015	2016	2017
72030	HUMAN RESOURCES & LABOR RELA				
APPROPRIATED FUNDS					
GENERAL FUND					
	PERSONNEL SERVICES	502,297	478,163	513,505	605,917
	FRINGE BENEFITS	210,980	220,276	240,015	260,465
	SUPPLIES	9,776	49,148	20,000	15,000
	OTHER SERVICES	72,815	84,187	10,000	18,000
	TOTAL - GENERAL FUND	795,868	831,773	783,520	899,382
	TOTAL APPROPRIATED FUNDS	795,868	831,773	783,520	899,382
TOTAL - 72030	HUMAN RESOURCES & LABOR RELA	795,868	831,773	783,520	899,382
	FTE REQUIRED		HUMAN RESOURCES & LABOR RELA	14.00	

Activity 72040 Fiscal and Budgetary Affairs

Functional Statement

The Fiscal and Administrative Operations Office is responsible for the maintenance and operation of an efficient system of accounting and budgetary controls for all divisions and activity centers of the Department. This Office formulates policies and plans wherever accounting and budgeting activities are involved throughout the Department. Additionally, the Office is responsible for the overall administration of payroll operations for the agency, submission of all financial reports, drawdown of federal funds related to budgets, payroll, accounts receivable/payable, auditing, processing of utility bills, and all other invoices related to the payment process.

		ACTUAL		BUDGETED	RECOMMENDATION
		2014	2015	2016	2017
72040	FISCAL & BUDGETARY AFFAIRS				
APPROPRIATED FUNDS					
GENERAL FUND					
	PERSONNEL SERVICES	499,472	459,135	608,919	747,060
	FRINGE BENEFITS	216,036	206,947	275,553	292,565
	SUPPLIES	157,721	125,217	25,000	20,000
	OTHER SERVICES	1,346,592	1,690,071	1,553,497	1,342,000
	UTILITY SERVICES	2,999,475	3,000,458	3,049,100	2,800,000
	CAPITAL PROJECTS	424,266	154,879	-	-
	TOTAL - GENERAL FUND	5,643,562	5,636,707	5,512,069	5,201,625
	TOTAL APPROPRIATED FUNDS	5,643,562	5,636,707	5,512,069	5,201,625
TOTAL - 72040	FISCAL & BUDGETARY AFFAIRS	5,643,562	5,636,707	5,512,069	5,201,625
	FTE REQUIRED		FISCAL & BUDGETARY AFFAIRS	17.00	

Activity 72050 Management Evaluation

Functional Statement

Management Evaluation conducts reviews of sample cases from the Supplemental Nutritional Assistance Program (SNAP) or the Food Stamps Program and Temporary Assistance for Needy Families (TANF), to ensure federal compliance with regulations governing the Food Stamp Program.

	ACTUAL		BUDGETED 2016	RECOMMENDATION 2017
	2014	2015		
72050 FP PERFORMANCE REP & SUPPORT				
APPROPRIATED FUNDS				
GENERAL FUND				
PERSONNEL SERVICES	336,284	249,481	283,418	748,393
FRINGE BENEFITS	130,900	101,455	145,309	257,221
SUPPLIES	1,050	-	4,000	20,000
OTHER SERVICES	15,203	12,656	6,000	22,000
TOTAL - GENERAL FUND	483,436	363,592	438,727	1,047,614
TOTAL APPROPRIATED FUNDS	483,436	363,592	438,727	1,047,614
TOTAL - 72050 FP PERFORMANCE REP & SUPPORT	483,436	363,592	438,727	1,047,614
FTE REQUIRED		FP PERFORMANCE REP & SUPPORT	68.50	

Activity 72060 Office of the Legal Counsel

Functional Statement

The Office of the Legal Counsel provides legal guidance to the department, reviews all pending litigation, and reviews and/or drafts Contracts, Leases, Memorandums of Understanding, any other Agreements. The Offices of Fraud, Fair Hearings, and Appeals have been consolidated with the Office of Legal Counsel, which oversees all Fair Hearings for households and individuals aggrieved by any action of the Department of Human Services. The Legal Counsel also administers the Interstate Compact on the Placement of Children (ICPC), which serves as the central clearing point for all interstate home study requests and referrals for interstate placements. The Office of the Legal Counsel also administers the Criminal Victims Compensation Program.

	ACTUAL		BUDGETED 2016	RECOMMENDATION 2017
	2014	2015		
72060 FRAUD ADMINISTRATION & APPEAL				
APPROPRIATED FUNDS				
GENERAL FUND				
PERSONNEL SERVICES	-	-	-	91,753
FRINGE BENEFITS	-	-	-	31,728
TOTAL - GENERAL FUND	-	-	-	123,481
TOTAL APPROPRIATED FUNDS	-	-	-	123,481
TOTAL - 72060 FRAUD ADMINISTRATION & APPEAL	-	-	-	123,481
FTE REQUIRED		FRAUD ADMINISTRATION & APPEAL	4.00	

Activity 72070 Research and Resource Development

Functional Statement

Research and Resource Development is responsible for providing statistical information, grants, and program management support that enables the Department to remain responsive to its client population and community stakeholders.

	ACTUAL		BUDGETED 2016	RECOMMENDATION 2017
	2014	2015		
72070 RESEARCH & RESOURCE DEVELOP				
APPROPRIATED FUNDS				
GENERAL FUND				
PERSONNEL SERVICES	67,500	61,500	65,000	229,000
FRINGE BENEFITS	22,542	21,714	24,124	83,968
SUPPLIES	181	918	600	7,000
OTHER SERVICES	-	-	1,000	3,200
TOTAL - GENERAL FUND	90,223	84,132	90,724	323,168
TOTAL APPROPRIATED FUNDS	90,223	84,132	90,724	323,168
TOTAL - 72070 RESEARCH & RESOURCE DEVELOP	90,223	84,132	90,724	323,168
FTE REQUIRED		RESEARCH & RESOURCE DEVELOP	4.00	

Activity 72100 Administration - Senior Citizens' Affairs

Functional Statement

The Administration-Senior Citizens' Affairs Unit provides administrative oversight, planning, coordination, and direction to all Programs for disabled adults and the elderly. These Programs include protective services, homes for the aged, nutrition, information and referral, in-home services, family care giver services, employment services, socio-recreational, support, and volunteer programs.

	ACTUAL		BUDGETED 2016	RECOMMENDATION 2017
	2014	2015		
72100 SCA OFFICE OF ADMINISTRATION				
APPROPRIATED FUNDS				
GENERAL FUND				
PERSONNEL SERVICES	293,742	361,371	326,585	585,585
FRINGE BENEFITS	115,224	146,897	134,946	207,770
SUPPLIES	4,642	14,446	7,000	5,000
OTHER SERVICES	3,884	-	3,000	5,000
TOTAL - GENERAL FUND	417,492	522,715	471,531	803,355
TOTAL APPROPRIATED FUNDS	417,492	522,715	471,531	803,355
TOTAL - 72100 SCA OFFICE OF ADMINISTRATION	417,492	522,715	471,531	803,355
FTE REQUIRED		SCA OFFICE OF ADMINISTRATION	11.00	

Activity 72110 / 071210 Homes and Nutrition

Functional Statement

The Homes and Nutrition Unit provides twenty-four (24)-hours, year-round residential care, including nursing and support services for frail elderly individuals at the Herbert Grigg Home and the Lucinda Millin Home for the Aged. Nutritious meals are provided for the home bound and at congregate sites via the Nutrition Program for the Elderly.

	ACTUAL		BUDGETED 2016	RECOMMENDATION 2017
	2014	2015		
72110 SCA HOMES				
APPROPRIATED FUNDS				
GENERAL FUND				
PERSONNEL SERVICES	2,614,162	2,453,491	2,545,915	2,535,010
FRINGE BENEFITS	1,233,456	1,168,985	1,449,080	1,232,272
SUPPLIES	322,530	600,470	679,500	555,000
OTHER SERVICES	1,456,442	1,702,982	1,980,000	1,169,228
TOTAL - GENERAL FUND	5,626,589	5,925,928	6,654,495	5,491,510
TOTAL APPROPRIATED FUNDS	5,626,589	5,925,928	6,654,495	5,491,510
TOTAL - 72110 SCA HOMES	5,626,589	5,925,928	6,654,495	5,491,510
FTE REQUIRED	SCA HOMES		105.00	

Activity 72120 Socio-Recreation

Functional Statement

The Socio-Recreation Unit operates Senior Citizens Centers for persons over sixty (60) years old who meet daily during the week for recreational, health, supportive, social, spiritual, and educational activities. It prevents social isolation and increases the well-being of the elderly. The Office provides oversight of three (3) federally funded Programs: Foster Grandparents Program (FGP), Retired and Senior Volunteer Program (RSVP), and Senior Community Services Employment Program (SCSEP).

	ACTUAL		BUDGETED 2016	RECOMMENDATION 2017
	2014	2015		
72120 SCA SOCIO RECREATIONAL PROGRAM				
APPROPRIATED FUNDS				
GENERAL FUND				
PERSONNEL SERVICES	271,757	223,648	672,187	369,068
FRINGE BENEFITS	141,624	121,249	178,114	163,082
SUPPLIES	6,979	2,508	78,000	50,000
OTHER SERVICES	38,329	21,268	200,000	70,000
TOTAL - GENERAL FUND	458,689	368,674	1,128,301	652,150
TOTAL APPROPRIATED FUNDS	458,689	368,674	1,128,301	652,150
TOTAL - 72120 SCA SOCIO RECREATIONAL PROGRAM	458,689	368,674	1,128,301	652,150
FTE REQUIRED	SCA SOCIO RECREATIONAL PROGRAM		29.00	

Activity 72130 Elderly Social Services

Functional Statement

The Elderly Social Services Unit is a combination of three (3) Programs that provide a variety of services to senior citizens. The Homemaker Services Program provides light housekeeping and chore services to disabled adults and frail, at- risk elderly persons. Information and Referral Services provides valuable information to senior citizens, issues seniors ID cards, and makes referrals to other internal and external services. Seniors use their ID cards for various services and senior discounts at participating businesses. The supplemental Pharmaceutical Assistance Program (SPAP) serves persons sixty (60) years and older and provides assistance to procure prescription medication.

	ACTUAL		BUDGETED 2016	RECOMMENDATION 2017
	2014	2015		
72130 ELDERLY SOCIAL SERVICES				
APPROPRIATED FUNDS				
GENERAL FUND				
PERSONNEL SERVICES	400,294	358,645	430,781	470,599
FRINGE BENEFITS	240,764	217,633	256,529	232,351
SUPPLIES	18,295	22,329	22,021	29,177
OTHER SERVICES	136,734	131,625	105,000	16,824
TOTAL - GENERAL FUND	796,088	730,232	814,331	748,951
TOTAL APPROPRIATED FUNDS	796,088	730,232	814,331	748,951
TOTAL - 72130 ELDERLY SOCIAL SERVICES	796,088	730,232	814,331	748,951
FTE REQUIRED	ELDERLY SOCIAL SERVICES		41.00	

Activity 72131 Foster Grandparent Program (FGP) *LOCAL MATCH

Functional Statement:

The Foster Grandparent Program (FGP), provides the opportunity for seniors age fifty-five (55) and older to work on a one-on-one basis with children with special needs, providing each child with love and attention. Foster Grandparents are assigned to various child care agencies, institutions, and schools and work a minimum of twenty (20) hours per week. Transportation to and from the volunteer site, as well as a small stipend of \$2.65/hr. is provided. An additional \$1.95 is provided to FGP volunteers who drive themselves to the work site.

Activity 72132 Retired Senior Volunteer Program (RSVP)

Functional Statement

The Retired Senior Volunteer Program (RSVP), seeks volunteers who are retired or semi-retired. The program offers participants the opportunity to provide services at senior centers, hospitals, schools, and various government and private offices. The program provides reimbursement for meals and ground transportation to the volunteers.

Activity 72140 Adult Protective Services

Functional Statement

The Adult Protective Services (APS) Unit provides case management and protective services to disabled adults and elderly persons. All suspected cases of disabled adult and elder abuse, exploitation, and/or neglect, are referred to this Program. The Unit also processes applications for the Homes for the Aged and provides direct services to individuals benefiting from the Disabled Persons Special Fund (DPSF) and the Cancer Care Program (CCP).

	ACTUAL		BUDGETED 2016	RECOMMENDATION 2017
	2014	2015		
72140 ELDERLY PROTECTIVE SERVICES				
APPROPRIATED FUNDS				
GENERAL FUND				
PERSONNEL SERVICES	548,773	482,367	534,578	552,567
FRINGE BENEFITS	235,198	214,782	227,443	259,948
SUPPLIES	2,820	3,987	6,000	15,000
OTHER SERVICES	4,598	8,370	10,000	30,000
TOTAL - GENERAL FUND	791,390	709,505	778,021	857,515
TOTAL APPROPRIATED FUNDS	791,390	709,505	778,021	857,515
TOTAL - 72140 ELDERLY PROTECTIVE SERVICES	791,390	709,505	778,021	857,515
FTE REQUIRED	ELDERLY PROTECTIVE SERVICES		17.00	

Activity 72150 Senior Service Employment

	ACTUAL		BUDGETED 2016	RECOMMENDATION 2017
	2014	2015		
72150 SENIOR COMM SERV EMPLOYMENT				
APPROPRIATED FUNDS				
GENERAL FUND				
PERSONNEL SERVICES	44,585	40,891	69,789	69,789
FRINGE BENEFITS	18,971	16,589	31,112	31,445
SUPPLIES	37,480	15,311	11,000	16,000
OTHER SERVICES	15,749	9,545	15,000	5,000
TOTAL - GENERAL FUND	116,784	82,336	126,901	122,234
TOTAL APPROPRIATED FUNDS	116,784	82,336	126,901	122,234
TOTAL - 72150 SENIOR COMM SERV EMPLOYMENT	116,784	82,336	126,901	122,234
FTE REQUIRED	SENIOR COMM SERV EMPLOYMENT		5.00	

Activity 72160 Lucinda Millin and Whim Gardens

Functional Statement

The Lucinda Millin and Whim Gardens Programs provide supportive residential nursing care for elderly persons who are semi-independent and/or in need of total care.

	ACTUAL		BUDGETED 2016	RECOMMENDATION 2017
	2014	2015		
72160 LUCINDA MILLIN/WHIM GARDEN				
APPROPRIATED FUNDS				
GENERAL FUND				
PERSONNEL SERVICES	330,245	233,991	413,693	346,408
FRINGE BENEFITS	142,375	84,724	221,185	138,348
SUPPLIES	9,181	8,417	10,000	15,000
OTHER SERVICES	-	505	2,000	10,000
TOTAL - GENERAL FUND	481,800	327,636	646,878	509,756
TOTAL APPROPRIATED FUNDS	481,800	327,636	646,878	509,756
TOTAL - 72160 LUCINDA MILLIN/WHIM GARDEN	481,800	327,636	646,878	509,756
FTE REQUIRED	LUCINDA MILLIN/WHIM GARDEN		13.00	

Activity 72300 Administration - Disabilities and Rehabilitation Services

Functional Statement

The Administration-Disabilities and Rehabilitation Services Unit provides Territorial administrative oversight of the Vocational Rehabilitation (VR) and Special Services Programs (SSP) which include: Independent Living Programs, Community Rehabilitation facilities, and the Disabled Persons Fund.

	ACTUAL		BUDGETED 2016	RECOMMENDATION 2017
	2014	2015		
72300 DRS OFFICE OF ADMINISTRATION				
APPROPRIATED FUNDS				
GENERAL FUND				
PERSONNEL SERVICES	197,569	165,385	172,000	172,000
FRINGE BENEFITS	74,585	67,969	71,601	74,799
SUPPLIES	17,590	2,320	2,000	-
OTHER SERVICES	93	-	-	-
UTILITY SERVICES	2,903	4,839	3,500	25,000
TOTAL - GENERAL FUND	292,740	240,513	249,101	271,799
TOTAL APPROPRIATED FUNDS	292,740	240,513	249,101	271,799
TOTAL - 72300 DRS OFFICE OF ADMINISTRATION	292,740	240,513	249,101	271,799
FTE REQUIRED	DRS OFFICE OF ADMINISTRATION		3.00	

Activity 72310 Vocational Rehabilitation Services

Functional Statement

The Vocational Rehabilitation (VR) Services Unit provides local match funds to the Federal Vocational Rehabilitation Program which assesses, plans, develops, and provides vocational rehabilitation services to eligible individuals with disabilities to enable them to prepare for, and engage in, gainful employment.

	ACTUAL		BUDGETED 2016	RECOMMENDATION 2017
	2014	2015		
72310 VOCATIONAL REHAB SERVICES				
APPROPRIATED FUNDS				
GENERAL FUND				
PERSONNEL SERVICES	78,841	46,529	120,200	301,893
FRINGE BENEFITS	46,417	30,725	61,306	95,537
SUPPLIES	33,092	36,553	3,000	25,000
OTHER SERVICES	253,266	445,780	277,000	212,000
CAPITAL PROJECTS	-	21,488	-	-
TOTAL - GENERAL FUND	411,616	581,074	461,506	634,430
TOTAL APPROPRIATED FUNDS	411,616	581,074	461,506	634,430
TOTAL - 72310 VOCATIONAL REHAB SERVICES	411,616	581,074	461,506	634,430
FTE REQUIRED			21.00	

Activity 72320 DRS Special Services

	ACTUAL		BUDGETED 2016	RECOMMENDATION 2017
	2014	2015		
72320 DRS SPECIAL SERVICES				
APPROPRIATED FUNDS				
GENERAL FUND				
SUPPLIES	-	7,137	-	-
OTHER SERVICES	-	-	300,000	-
TOTAL - GENERAL FUND	-	7,137	300,000	-
TOTAL APPROPRIATED FUNDS	-	7,137	300,000	-
TOTAL - 72320 DRS SPECIAL SERVICES	-	7,137	300,000	-
FTE REQUIRED				

Activity 72400 Administration – Children and Family Services

Functional Statement

The Administration of the Children and Family Services (ACF) Unit provides territorial administrative support and oversight to the Office of Intervention Services and Foster Care Services in the areas of personnel, fiscal and grants management, planning, program development, monitoring, and evaluation.

	ACTUAL		BUDGETED 2016	RECOMMENDATION 2017
	2014	2015		
72400 CYF OFFICE OF ADMINISTRATION				
APPROPRIATED FUNDS				
GENERAL FUND				
PERSONNEL SERVICES	349,024	353,394	349,041	557,893
FRINGE BENEFITS	159,154	168,065	170,560	162,333
SUPPLIES	25,828	8,326	12,000	-
OTHER SERVICES	1,198,436	1,012,275	1,041,393	1,036,393
TOTAL - GENERAL FUND	1,732,442	1,542,060	1,572,994	1,756,619
TOTAL APPROPRIATED FUNDS	1,732,442	1,542,060	1,572,994	1,756,619
TOTAL - 72400 CYF OFFICE OF ADMINISTRATION	1,732,442	1,542,060	1,572,994	1,756,619
FTE REQUIRED		CYF OFFICE OF ADMINISTRATION	14.00	

Activity 72410 Pre-School Services

Functional Statement

The Pre-school Services Unit administers the Head Start Program, which provides a comprehensive Early Childhood Program for eligible low-income families.

	ACTUAL		BUDGETED 2016	RECOMMENDATION 2017
	2014	2015		
72410 PRESCHOOL SERVICES				
APPROPRIATED FUNDS				
GENERAL FUND				
PERSONNEL SERVICES	1,857,758	1,789,423	2,053,865	2,087,868
FRINGE BENEFITS	781,631	676,150	753,754	670,174
SUPPLIES	2,461	9,242	10,000	30,000
OTHER SERVICES	295,013	205,556	250,000	150,000
UTILITY SERVICES	114,069	100,176	100,000	100,000
TOTAL - GENERAL FUND	3,050,932	2,780,548	3,167,619	3,038,042
TOTAL APPROPRIATED FUNDS	3,050,932	2,780,548	3,167,619	3,038,042
TOTAL - 72410 PRESCHOOL SERVICES	3,050,932	2,780,548	3,167,619	3,038,042
FTE REQUIRED		PRESCHOOL SERVICES	238.00	

Activity 72420 Evaluations & Diagnosis

	ACTUAL		BUDGETED 2016	RECOMMENDATION 2017
	2014	2015		
72420 EVALUA & DIAGNOSIS INTER				
APPROPRIATED FUNDS				
GENERAL FUND				
PERSONNEL SERVICES	698,638	646,748	689,290	988,801
FRINGE BENEFITS	299,887	291,961	320,681	403,370
SUPPLIES	21,520	83,651	27,000	10,000
OTHER SERVICES	425,583	654,732	704,730	610,000
TOTAL - GENERAL FUND	1,445,629	1,677,093	1,741,701	2,012,171
TOTAL APPROPRIATED FUNDS	1,445,629	1,677,093	1,741,701	2,012,171
TOTAL - 72420 EVALUA & DIAGNOSIS INTER	1,445,629	1,677,093	1,741,701	2,012,171
FTE REQUIRED		EVALUA & DIAGNOSIS INTER	36.00	

Activity 72430 Juvenile Justice Services

Functional Statement

The Juvenile Justice Services (JJS) Unit provides case management services to minors and their families in the Territory, in accordance with appropriate federal and local statutes. Services include Juvenile Justice, Persons In Need of Supervision (PINS), pre-delinquents, and pre-trial and post-trial services for juvenile offenders.

Activity 72440 Youth Rehabilitation Center (YRC)

Functional Statement

The Youth Rehabilitation Center (YRC) provides a twenty-four (24)-hour safe, secure, detention facility for pre-trial male and female adjudicated youth and youth transferred as adults for committing serious felonies.

	ACTUAL		BUDGETED 2016	RECOMMENDATION 2017
	2014	2015		
72440 YOUTH REHABILITATION CENTER				
APPROPRIATED FUNDS				
GENERAL FUND				
PERSONNEL SERVICES	2,240,142	2,187,414	1,784,700	2,331,696
FRINGE BENEFITS	800,670	760,295	876,930	935,376
SUPPLIES	163,554	188,991	200,000	240,000
OTHER SERVICES	606,551	709,885	592,267	692,267
UTILITY SERVICES	224,164	225,000	225,000	200,000
TOTAL - GENERAL FUND	4,035,081	4,071,585	3,678,897	4,399,339
TOTAL APPROPRIATED FUNDS	4,035,081	4,071,585	3,678,897	4,399,339
TOTAL - 72440 YOUTH REHABILITATION CENTER	4,035,081	4,071,585	3,678,897	4,399,339
FTE REQUIRED		YOUTH REHABILITATION CENTER	52.00	

Activity 72500 Administration – Financial Programs

Functional Statement

Administration – Financial Programs is responsible for the oversight, coordination, monitoring, and implementation of all federal and local policies related to the Supplemental Nutrition Assistance Program (SNAP formerly Food Stamp), Public Financial Assistance, and Temporary Assistance to Needy Families (TANF), Jobs Opportunity Basic Skills (JOBS), and Energy Assistance programs.

	ACTUAL		BUDGETED 2016	RECOMMENDATION 2017
	2014	2015		
72500 FP OFFICE OF ADMINISTRATION				
APPROPRIATED FUNDS				
GENERAL FUND				
PERSONNEL SERVICES	123,908	112,728	118,586	113,586
FRINGE BENEFITS	49,251	48,972	34,385	38,508
SUPPLIES	14,431	6,187	10,000	60,000
OTHER SERVICES	52,252	153,782	125,000	50,000
TOTAL - GENERAL FUND	239,842	321,669	287,971	262,094
TOTAL APPROPRIATED FUNDS	239,842	321,669	287,971	262,094
TOTAL - 72500 FP OFFICE OF ADMINISTRATION	239,842	321,669	287,971	262,094
FTE REQUIRED		FP OFFICE OF ADMINISTRATION	2.00	

Activity 72510 Public Financial Assistance

Functional Statement

The Income Maintenance (IM) Unit is responsible for providing monthly cash assistance to all eligible individuals and families territory-wide in accordance with federal and local regulations.

	ACTUAL		BUDGETED 2016	RECOMMENDATION 2017
	2014	2015		
72510 FP INCOME MAINTENANCE				
APPROPRIATED FUNDS				
GENERAL FUND				
PERSONNEL SERVICES	440,984	344,613	435,844	452,275
FRINGE BENEFITS	178,063	136,792	212,797	226,076
SUPPLIES	20,107	4,656	-	30,000
OTHER SERVICES	1,772,845	1,857,867	1,745,889	1,450,000
TOTAL - GENERAL FUND	2,411,999	2,343,927	2,394,530	2,158,351
TOTAL APPROPRIATED FUNDS	2,411,999	2,343,927	2,394,530	2,158,351
TOTAL - 72510 FP INCOME MAINTENANCE	2,411,999	2,343,927	2,394,530	2,158,351
FTE REQUIRED		FP INCOME MAINTENANCE	4.00	

Activity 72520 Supplemental Nutrition Assistance Program (SNAP, Formerly Food Stamps)

Functional Statement

The Supplemental Nutrition Assistance Program (SNAP formerly Food Stamp Program) is responsible for issuing food benefits to eligible recipients in accordance with Federal regulations.

	ACTUAL		BUDGETED 2016	RECOMMENDATION 2017
	2014	2015		
72520 FOOD STAMP				
APPROPRIATED FUNDS				
GENERAL FUND				
PERSONNEL SERVICES	880,170	866,204	919,741	1,453,583
FRINGE BENEFITS	401,004	437,720	514,814	513,415
SUPPLIES	202,371	402,067	231,185	283,000
OTHER SERVICES	1,768,724	1,690,651	1,676,335	1,773,265
UTILITY SERVICES	53,624	66,664	230,143	150,000
TOTAL - GENERAL FUND	3,305,892	3,463,306	3,572,218	4,173,263
TOTAL APPROPRIATED FUNDS	3,305,892	3,463,306	3,572,218	4,173,263
TOTAL - 72520 FOOD STAMP	3,305,892	3,463,306	3,572,218	4,173,263
FTE REQUIRED		FOOD STAMP	41.50	

Activity 72530 Energy Assistance

Functional Statement

The Energy Crisis Assistance Program (ECAP) Unit assists low-income households in the Territory with paying electricity and gas bills.

Activity 72540 General Social Services

	ACTUAL		BUDGETED 2016	RECOMMENDATION 2017
	2014	2015		
72540 GENERAL SOCIAL SERVICES				
APPROPRIATED FUNDS				
GENERAL FUND				
PERSONNEL SERVICES	63,160	58,482	60,821	60,821
FRINGE BENEFITS	25,610	25,031	22,947	27,623
TOTAL - GENERAL FUND	88,771	83,513	83,768	88,444
TOTAL APPROPRIATED FUNDS	88,771	83,513	83,768	88,444
TOTAL - 72540 GENERAL SOCIAL SERVICES	88,771	83,513	83,768	88,444
FTE REQUIRED	GENERAL SOCIAL SERVICES		1.00	

Activity 72550 J.O.B.S.

Functional Statement

The Jobs Unit provides transition support services to eligible Temporary Assistance to Needy Families (TANF) recipients, in accordance with the Personal Responsibility and Work Opportunity Reconciliation Act (PRWORA) of 1996, which requires recipients of the TANF Program to work in exchange for time limited assistance.

	ACTUAL		BUDGETED 2016	RECOMMENDATION 2017
	2014	2015		
72550 J.O.B.S.				
APPROPRIATED FUNDS				
GENERAL FUND				
OTHER SERVICES	152	-	-	-
TOTAL - GENERAL FUND	152	-	-	-
TOTAL APPROPRIATED FUNDS	152	-	-	-
TOTAL - 72550 J.O.B.S.	152	-	-	-
FTE REQUIRED	J.O.B.S.		10.00	

Activity 72600 Office of Child Care and Regulatory Services- Administration

Functional Statement

The Administration—Office of Child Care and Regulatory Services Unit is responsible for administrative oversight of the Child Care Development Program and the Bureau of Licensing.

	ACTUAL		BUDGETED 2016	RECOMMENDATION 2017
	2014	2015		
72600 CCRS OFFICE OF ADMINISTRATION				
APPROPRIATED FUNDS				
GENERAL FUND				
PERSONNEL SERVICES	18,831	-	68,000	35,000
FRINGE BENEFITS	5,946	6,096	24,260	15,753
TOTAL - GENERAL FUND	24,777	6,096	92,260	50,753
TOTAL APPROPRIATED FUNDS	24,777	6,096	92,260	50,753
TOTAL - 72600 CCRS OFFICE OF ADMINISTRATION	24,777	6,096	92,260	50,753
FTE REQUIRED	CCRS OFFICE OF ADMINISTRATION		4.00	

Activity 72610 Bureau of Licensing

Functional Statement

The Department of Human Services, Office of Child Care is responsible for licensing and monitoring public and private Early Learning Programs and Youth Enhancement Programs, in accordance with local and Federal health and safety regulations.

	ACTUAL		BUDGETED 2016	RECOMMENDATION 2017
	2014	2015		
72610 CHILD CARE LIC. & REG. SERV				
APPROPRIATED FUNDS				
GENERAL FUND				
PERSONNEL SERVICES	30,274	28,220	29,159	33,158
FRINGE BENEFITS	17,397	17,151	24,121	19,836
TOTAL - GENERAL FUND	47,671	45,371	53,280	52,994
TOTAL APPROPRIATED FUNDS	47,671	45,371	53,280	52,994
TOTAL - 72610 CHILD CARE LIC. & REG. SERV	47,671	45,371	53,280	52,994
FTE REQUIRED			1.00	
		CHILD CARE LIC. & REG. SERV		

Activity 72700 Office of Intake and Emergency Services

Functional Statement

The Office of Intake and Emergency Services accepts, screens, and investigates referrals, inquiries, and reports of alleged abuse and neglect. The Office provides Emergency Welfare Services and Family Preservation Assistance to individuals and families who are at-risk or who need emergency services.

	ACTUAL		BUDGETED 2016	RECOMMENDATION 2017
	2014	2015		
72700 INTAKE & EMERGENCY SERV				
APPROPRIATED FUNDS				
GENERAL FUND				
PERSONNEL SERVICES	161,997	150,351	268,493	456,744
FRINGE BENEFITS	63,554	65,136	108,323	160,537
SUPPLIES	1,425	17,774	-	20,000
OTHER SERVICES	59,746	173,226	100,000	128,000
TOTAL - GENERAL FUND	286,722	406,488	476,816	765,281
TOTAL APPROPRIATED FUNDS	286,722	406,488	476,816	765,281
TOTAL - 72700 INTAKE & EMERGENCY SERV	286,722	406,488	476,816	765,281
FTE REQUIRED			19.00	
		INTAKE & EMERGENCY SERV		

Activity 72800 Residential Services

Functional Statement

The Office of Residential Services coordinates residential placements of adults, adolescents, and children with disabling conditions or behaviors that require specialized residential treatment at facilities within the Virgin Islands Puerto Rico, and on the US mainland.

	ACTUAL		BUDGETED 2016	RECOMMENDATION 2017
	2014	2015		
72800 OFFICE OF RESIDENTIAL SERV				
APPROPRIATED FUNDS				
GENERAL FUND				
PERSONNEL SERVICES	119,816	110,775	115,420	138,521
FRINGE BENEFITS	45,187	43,569	43,495	56,513
SUPPLIES	2,575	4,407	13,000	7,000
OTHER SERVICES	14,263,712	13,682,693	13,608,003	16,749,468
TOTAL - GENERAL FUND	14,431,290	13,841,444	13,779,918	16,951,502
TOTAL APPROPRIATED FUNDS	14,431,290	13,841,444	13,779,918	16,951,502
TOTAL - 72800 OFFICE OF RESIDENTIAL SERV	14,431,290	13,841,444	13,779,918	16,951,502
FTE REQUIRED		OFFICE OF RESIDENTIAL SERV	3.00	

Activity 72901 Medical Assistance

Functional Statement

The Bureau of Health Insurance and Medical Assistance, commonly known as Medical Assistance Program (MAP), provides insurance coverage to ensure access to healthcare to improve health outcomes for the residents of the Virgin Islands that meet eligibility criteria. The Medicaid Program provides timely payments to enrolled providers rendering healthcare services to Medicaid members.

	ACTUAL		BUDGETED 2016	RECOMMENDATION 2017
	2014	2015		
72901 BUREAU HEALTH INSURANCE & MAP				
APPROPRIATED FUNDS				
GENERAL FUND				
PERSONNEL SERVICES	695,811	824,703	882,132	1,192,340
FRINGE BENEFITS	278,976	352,256	402,444	511,179
SUPPLIES	45,343	19,529	10,427	150,000
OTHER SERVICES	9,322,909	5,033,690	3,890,601	9,139,233
UTILITY SERVICES	-	80,000	120,000	-
TOTAL - GENERAL FUND	10,343,038	6,310,178	5,305,604	10,992,752
TOTAL APPROPRIATED FUNDS	10,343,038	6,310,178	5,305,604	10,992,752
TOTAL - 72901 BUREAU HEALTH INSURANCE & MAP	10,343,038	6,310,178	5,305,604	10,992,752
FTE REQUIRED		BUREAU HEALTH INSURANCE & MAP	52.00	

Activity 72902 Medicaid Management Information System

Functional Statement

Bureau of Health Insurance and Medical Assistance processes its health care claims through its Centers for Medicare and Medicaid certified Medicaid Management Information System (MMIS).

Activity 72912 Medical Assistance Program - Administrative

Functional Statement

The Bureau of Health Insurance and Medical Assistance operates the daily functions of the Medical Assistance Program, including hiring personnel to carry out the required processes, policies, and procedures of the program. Administrative functions also include contracts with vendors.

Activity 72180 Medical Assistance Program - Health Information Technology

Functional Statement

The Electronic Health Records (EHR) Incentive is a federal program offering financial support to assist eligible providers to adopt, implement, or upgrade certified EHR technology, or meaningfully use an EHR system. The federal program offers the following options: Adopt: to acquire and install a certified EHR technology; Implement: to train staff, deploy tools, exchange data; Upgrade: to expand functionality or interoperability; and Meaningful Use: to display that the EHR is being used to positively affect the care of the patient.

Activity 72910 Medical Assistance Program – Prescription Drugs - Part D

Functional Statement

Drug coverage is an optional service/benefit however the Bureau of Health Insurance and Medical Assistance provides drug coverage to its members. The federal award received for enrollment into Medicare Part D for eligible individuals helps the Medicaid Program to avoid drug costs that Medicare would cover.

Activity 72170 Medical Assistance Program - Eligibility and Enrollment

Functional Statement

Federal funding was granted to the Virgin Islands to assist State Medicaid Agencies with streamlining and upgrading Medicaid eligibility systems that are critical to assuring a simple and seamless enrollment experience for consumers who qualify for Medicaid or CHIP.

Department of Human Services

BY ACTIVITY	ACTUAL		BUDGETED	RECOMMENDATION
	2014	2015	2016	2017
APPROPRIATED FUNDS				
GENERAL FUND				
MAINTENANCE & TRANSPORT	2,569,049	2,476,862	2,506,294	2,045,351
LEGAL COUNSEL	198,098	180,899	320,006	305,038
EXECUTIVE OFFICE	1,228,611	1,219,295	1,445,062	1,664,902
PLANNING & OPERATIONS	344,603	314,242	358,759	630,025
HUMAN RESOURCES & LABOR RELA	795,868	831,773	783,520	899,382
FISCAL & BUDGETARY AFFAIRS	5,643,562	5,636,707	5,512,069	5,201,625
FP PERFORMANCE REP & SUPPORT	483,436	363,592	438,727	1,047,614
FRAUD ADMINISTRATION & APPEAL	-	-	-	123,481
RESEARCH & RESOURCE DEVELOP	90,223	84,132	90,724	323,168
SCA OFFICE OF ADMINISTRATION	417,492	522,715	471,531	803,355
SCA HOMES	5,626,589	5,925,928	6,654,495	5,491,510
SCA SOCIO RECREATIONAL PROGRAM	458,689	368,674	1,128,301	652,150
ELDERLY SOCIAL SERVICES	796,088	730,232	814,331	748,951
ELDERLY PROTECTIVE SERVICES	791,390	709,505	778,021	857,515
SENIOR COMM SERV EMPLOYMENT	116,784	82,336	126,901	122,234
LUCINDA MILLIN/WHIM GARDEN	481,800	327,636	646,878	509,756
DRS OFFICE OF ADMINISTRATION	292,740	240,513	249,101	271,799
VOCATIONAL REHAB SERVICES	411,616	581,074	461,506	634,430
DRS SPECIAL SERVICES	-	7,137	300,000	-
CYF OFFICE OF ADMINISTRATION	1,732,442	1,542,060	1,572,994	1,756,619
PRESCHOOL SERVICES	3,050,932	2,780,548	3,167,619	3,038,042
EVALUA & DIAGNOSIS INTER	1,445,629	1,677,093	1,741,701	2,012,171
YOUTH REHABILITATION CENTER	4,035,081	4,071,585	3,678,897	4,399,339
FP OFFICE OF ADMINISTRATION	239,842	321,669	287,971	262,094
FP INCOME MAINTENANCE	2,411,999	2,343,927	2,394,530	2,158,351
FOOD STAMP	3,305,892	3,463,306	3,572,218	4,173,263
GENERAL SOCIAL SERVICES	88,771	83,513	83,768	88,444
J.O.B.S.	152	-	-	-
CCRS OFFICE OF ADMINISTRATION	24,777	6,096	92,260	50,753
CHILD CARE LIC. & REG. SERV	47,671	45,371	53,280	52,994
INTAKE & EMERGENCY SERV	286,722	406,488	476,816	765,281
OFFICE OF RESIDENTIAL SERV	14,431,290	13,841,444	13,779,918	16,951,502
BUREAU HEALTH INSURANCE & MAP	10,343,038	6,310,178	5,305,604	10,992,752
TOTAL - GENERAL FUND	62,190,875	57,496,529	59,293,802	69,033,891
TOTAL APPROPRIATED FUNDS	62,190,875	57,496,529	59,293,802	69,033,891
TOTAL - DEPARTMENT OF HUMAN SERVICES	62,190,875	57,496,529	59,293,802	69,033,891

BY BUDGET CATEGORY	ACTUALS		BUDGETED	RECOMMENDATION
	2014	2015	2016	2017
APPROPRIATED FUNDS				
GENERAL FUND				
PERSONNEL SERVICES	16,306,897	15,361,245	17,047,941	20,572,837
FRINGE BENEFITS	6,971,205	6,607,627	7,965,170	8,259,799
SUPPLIES	1,333,329	1,955,720	1,622,333	1,797,177
OTHER SERVICES	33,760,942	29,918,434	28,930,615	35,129,078
UTILITY SERVICES	3,394,236	3,477,137	3,727,743	3,275,000
CAPITAL PROJECTS	424,266	176,367	-	-
TOTAL - GENERAL FUND	62,190,875	57,496,529	59,293,802	69,033,891
TOTAL APPROPRIATED FUNDS	62,190,875	57,496,529	59,293,802	69,033,891

Department of Human Services

BY FUND TYPE	Personnel Services	Fringe Benefits	Supplies	Other Svcs. Chrgs.	Utilities	Capital Outlays	Miscellaneous	Total
APPROPRIATED FUNDS								
GENERAL FUND								
GENERAL FUND	20,572,837	8,259,799	1,797,177	35,129,078	3,275,000	-	-	69,033,891
TOTAL - GENERAL FUND	20,572,837	8,259,799	1,797,177	35,129,078	3,275,000	-	-	69,033,891
TOTAL APPROPRIATED FUNDS	20,572,837	8,259,799	1,797,177	35,129,078	3,275,000	-	-	69,033,891
NON APPROPRIATED FUNDS								
GENERAL FUND								
PHARMACY ASSIST TO AGED	-	-	-	1,633,145	-	-	-	1,633,145
HOME/AGED REVOLVING	-	-	200,000	180,000	-	-	-	380,000
TOTAL - GENERAL FUND	-	-	200,000	1,813,145	-	-	-	2,013,145
TOTAL NON APPROPRIATED FUNDS	-	-	200,000	1,813,145	-	-	-	2,013,145
TOTAL - DEPARTMENT OF HUMAN SERVICES	20,572,837	8,259,799	1,997,177	36,942,223	3,275,000	-	-	71,047,036

Federal Funds

BY BUDGET CATEGORY	FY2015 Expenditure	FY 2016 Grant Award	FY2016 Appropriation	FY2017 Recommendation
FEDERAL FUNDS				
PERSONNEL SERVICES	11,616,520	14,659,928	-	14,659,928
FRINGE BENEFITS	5,700,836	7,128,138	-	7,128,138
SUPPLIES	1,053,102	400,032	-	400,032
OTHER SVS. & CHGS.	42,174,796	46,225,699	-	46,225,699
UTILITIES	566,323	206,501	-	206,501
CAPITAL OUTLAYS	1,162,066	100,000	-	100,000
TOTAL FEDERAL FUNDS	62,273,643	68,720,298	-	68,720,298

Government of the Virgin Islands
Listing of Federal Grants - 2017

CFDA NO	GOVERNMENT ENTITY Federal Grantor Grant Description Type of Assistance	MATCH RATIO FEDERAL/LOCAL or 100% FEDERAL	FY 2015	FY 2016		FY 2017		LOCAL MATCH AND/OR MOE FUNDS	GRANT PERIOD	FOOT NOTE
			ACTUAL	PRIOR YEAR(S) GRANT AWARDS BALANCE BROUGHT FORWARD	ESTIMATED	TOTAL ESTIMATED EXPENDITURE	GRANT AWARD(S) CARRYFORWARD BALANCE			
ORG 720 DEPARTMENT OF HUMAN SERVICES										
U.S. Department of Agriculture										
10.561	STATE ADMINISTRATIVE MATCHING GRANTS FOR THE SUPPLEMENTAL NUTRITION ASSISTANCE FORMULA - SNAP									
	(1) SNAP Administrative Match	50/50%	4,705,740	20,700	6,246,405	6,267,105	-	6,246,405	5,349,429	10/01/16-09/30/17
	(2) SNAP Nutrition Education Grant Program	100%	37,446	-	-	-	-	-	-	10/01/14-09/30/16
10.580	SUPPLEMENTAL NUTRITION ASSISTANCE PROGRAM, PROCESS AND TECHNOLOGY IMPROVEMENT GRANTS PROJECT - PTIG	100%	932,171	-	-	-	-	-	-	09/14/10-06/30/15
	Sub-Total		5,675,357	20,700	6,246,405	6,267,105	-	6,246,405	5,349,429	
Department of Housing and Urban Development										
14.235	SUPPORTIVE HOUSING PROGRAM DIRECT PAYMENTS AND PROJECT - SHP	100%	27,170	-	-	-	-	-	-	08/05/14-07/15/15
	Sub-Total		27,170	-	-	-	-	-	-	
U.S. Department of Justice										
16.02	SEXUAL ASSAULT SERVICES FORMULA PROGRAM FORMULA	100%	33,353	45,324	-	45,324	-	-	-	08/01/14-07/31/16
16.576	CRIME VICTIM COMPENSATION FORMULA	100%	63,941	497,000	163,000	660,000	-	163,000	-	10/01/16-09/30/20
	Sub-Total		97,294	542,324	163,000	705,324	-	163,000	-	
U.S. Department of Labor										
17.235	SENIOR COMMUNITY SERVICE EMPLOYMENT PROGRAM FORMULA/PROJECT - SCSEP	90/10%	896,968	974,891	974,891	1,949,782	-	974,891	139,309	07/01/17-06/30/18
	Sub-Total		896,968	974,891	974,891	1,949,782	-	974,891	139,309	
U.S. Department of Education										
84.126A	REHABILITATION SERVICES-VOCATIONAL REHABILITATION GRANTS TO STATES FORMULA	79/21%	1,766,449	218,987	2,563,861	2,782,848	-	2,563,861	-	10/01/16-09/30/18
84.177B	REHABILITATION SERVICES-INDEPENDENT LIVING SERVICES FOR OLDER INDIVIDUALS WHO ARE BLIND PROJECT	100%	-	40,000	40,000	80,000	-	40,000	-	10/01/16-09/30/18
84.187A	SUPPORTED EMPLOYMENT SERVICES FOR INDIVIDUALS WITH THE MOST SIGNIFICANT DISABILITIES FORMULA - SUPPORTED EMPLOYMENT STATE GRANTS	100%	2,926	31,509	34,435	65,944	-	34,435	-	10/01/16-09/30/18
	Sub-Total		1,769,375	290,496	2,638,296	2,928,792	-	2,638,296	-	
U.S. Department of Health and Human Services										
93.048	SPECIAL PROGRAMS FOR THE AGING-TITLE IV-AND TITLE V DISCRETIONARY PROJECTS COOPERATIVE AGREEMENTS	100%	62,483	11,321	71,837	83,158	-	71,837	-	07/01/17-06/30/18
93.092	AFFORDABLE CARE ACT (ACA) PERSONAL RESPONSIBILITY EDUCATION PROGRAM FORMULA / PROJECT - PREP	100%	129,821	323,090	-	323,090	-	-	-	10/01/14-09/30/17
93.369	ACL INDEPENDENT LIVING STATE GRANTS FORMULA	100%	54,993	-	-	-	-	-	-	04/01/15-09/30/15

Government of the Virgin Islands
Listing of Federal Grants - 2017

CFDA NO	GOVERNMENT ENTITY Federal Grantor Grant Description Type of Assistance	MATCH RATIO FEDERAL/LOCAL or 100% FEDERAL	FY 2015	FY 2016			FY 2017		LOCAL MATCH AND/OR MOE FUNDS	GRANT PERIOD	FOOT NOTE	
			ACTUAL	PRIOR YEAR(S) GRANT AWARDS BALANCE		TOTAL	TOTAL	GRANT AWARD(S)				TOTAL
			TOTAL EXPENDITURE	BROUGHT FORWARD	AWARD	ESTIMATED TOTAL EXPENDITURE	CARRYFORWARD BALANCE	AWARD				
ORG 720 DEPARTMENT OF HUMAN SERVICES												
93.558	TEMPORARY ASSISTANCE FOR NEEDY FAMILIES FORMULA - TANF	75/25%	3,188,054	957,474	3,554,000	4,511,474	-	3,554,000	1,420,000	10/01/16-Until Expended		
	CONSOLIDATED BLOCK GRANT FORMULA	100%	7,611,697	9,088	6,127,680	6,136,768	-	6,127,680	-	10/01/16-09/30/18		
93.575	CHILD CARE AND DEVELOPMENT BLOCK GRANT FORMULA - CCDBG	100%	140,718	348,021	249,000	597,021	-	249,000	-	10/01/16-09/30/18		
93.596	CHILD CARE MANDATORY AND MATCHING FUNDS OF CHILD CARE AND DEVELOPMENT FUND FORMULA - CCDF	100%	2,356,465	861,866	2,408,730	3,270,596	-	2,408,730	-	10/01/16-09/30/19		
93.600	HEAD START DIRECT PAYMENTS FOR SPECIFIED USE/PROJECT	80/20%	8,462,550	7,508,964 *	8,628,927	16,137,095	-	8,628,927	3,167,619	07/01/17-06/30/18	A	
93.770	MEDICARE-PRESCRIPTION DRUG COVERAGE DIRECT PAYMENTS FOR A SPECIFIED USE - MEDICARE PART D	55/45%	256,511	-	1,250,713	1,250,713	-	1,250,713	890,975	10/01/16-09/30/17		
93.778	MEDICAL ASSISTANCE PROGRAM FORMULA - MEDICAID; TITLE XIX											
	(1) Medicaid Management Information System	90/10%	872,259	3,350,700	-	3,350,700	-	-	-	10/01/12-06/30/16		
	(2) MAP Administrative Match	50/50%	2,020,954	-	2,454,733	2,454,733	-	2,454,733	2,958,469	10/01/16-09/30/17		
	(3) Medical Assistance Payments	55/45%	14,064,192	-	14,415,000	14,415,000	-	14,415,000	1,443,466	10/01/16-09/30/17		
	(4) Health and Information Technology	90/10%	1,622,249	-	449,000	449,000	-	449,000	-	10/01/16-09/30/17		
	(5) Enrollment & Eligibility	90/10%	430,841	11,830,163 *	-	8,872,600 *	2,957,563 *	-	-	10/01/14-09/30/16	B	
	(6) Children's Health Insurance Program	55/45%	3,839,872	1,120,540	-	1,120,540	-	-	-	10/01/14-09/30/16		
	(7) Affordable Care Act	55/45%	8,473,403	-	18,658,970	18,658,970	-	18,658,970	6,640,243	10/01/16-09/30/17		
	Sub-Total		53,587,062	26,321,227	58,268,590	81,631,458	2,957,563	58,268,590	16,520,772			
Corporation for National and Community Service												
94.002	RETIRED AND SENIOR VOLUNTEER PROGRAM PROJECT - RSVP	90/10%	27,039	37,185	36,561	73,746	-	36,561	53,621	07/01/17-06/30/18		
94.011	FOSTER GRANDPARENT PROGRAM PROJECT - FGP	90/10%	193,378	218,798	218,000	436,798	-	218,000	26,732	07/01/17-06/30/18		
	Sub-Total		220,417	255,983	254,561	510,544	-	254,561	80,353			
TOTAL ORG 720 DEPARTMENT OF HUMAN SERVICES			62,273,643	28,405,621	68,545,743	93,993,005	2,957,563	68,545,743	22,089,863			

FY 2017 Listing of Federal Grants Footnotes:

A* - The FY 2012 Head Start grant expired on 10/12/2015, leaving an unobligated balance of \$796.

B* - The program anticipates a grant extension on the MAP Enrollment & Eligibility grant. The grant award balance of \$174,555 brought forward, and \$174,555 carryforward, will support Personnel Services and Fringe Benefits costs in FY 2016 and FY 2017, respectively.



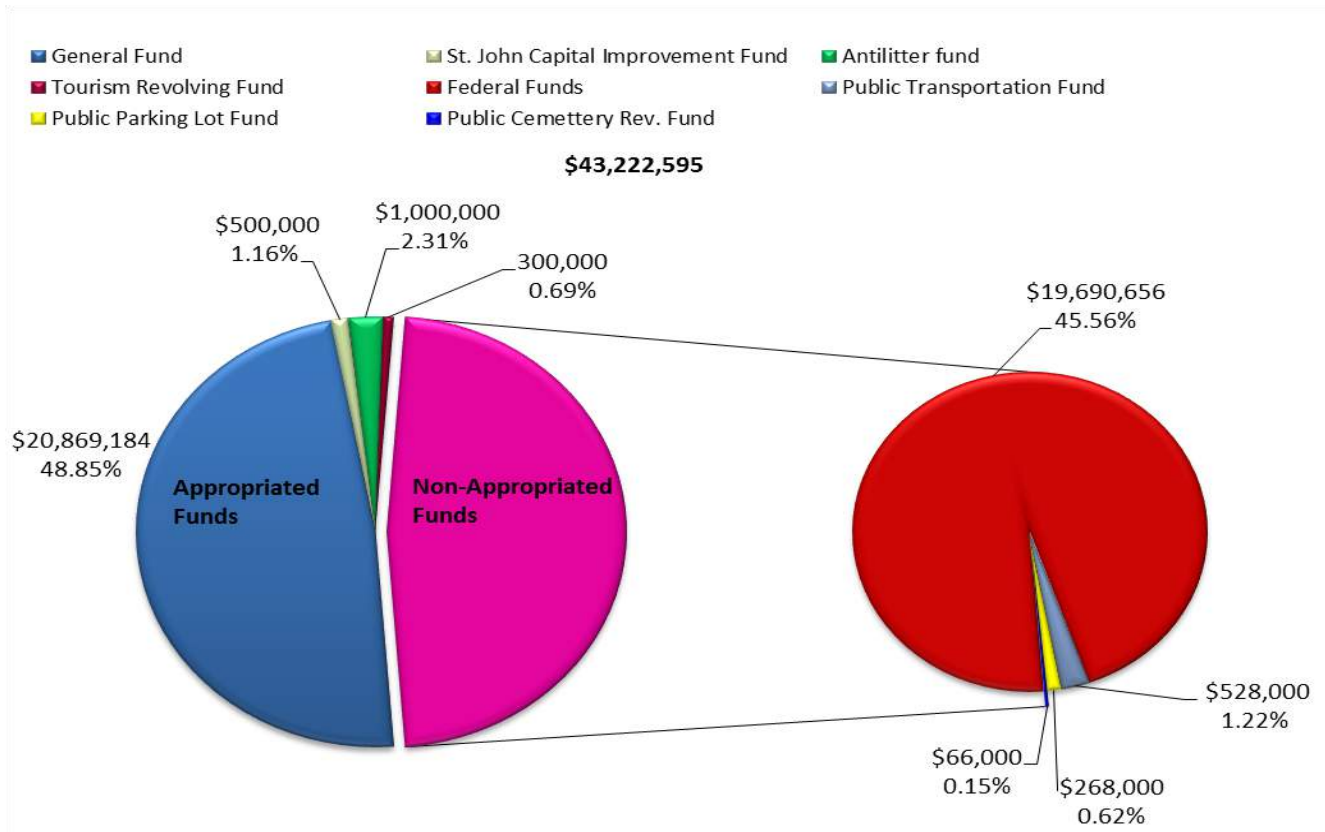
TRANSPORTATION, FACILITIES AND COMMUNICATION

Department of Public Works



DEPARTMENT OF PUBLIC WORKS

Commissioner's Office
 Office of Chief Engineer
 Engineering STT/STX
 Planning and Design
 Equipment Maintenance STT
 Management Information System
 Transportation
 Personnel and Labor Relations STT/STX
 Financial Management STT/STX
 Director's Office STX
 Repairs and Maintenance STX
 Director's Office STT/STX – Construction
 Construction and Maintenance STT/STJ
 Air Conditioning and Electrical STT/STJ/STX
 Director's Office STT/STX – Roads Highways
 Construction STX/Maintenance STX



Department of Public Works

Activity 61000 Commissioner's Office

Functional Statement

The Commissioner's Office manages and supervises the Department of Public Works (DPW) and its Division Heads. It plans and coordinates initial applications for federal grants and ensures departmental compliance with guidelines and agreements with federal agencies.

One of the components of the Commissioner's Office is the Disadvantaged Business Enterprise (DBE) Program which is responsible for managing the subcontracting opportunities available to small businesses performing work on the Department of Transportation's assisted projects. The program annually assesses DBE participation on these Federal Highway Administration /Federal Transit Administration contracts.

	ACTUAL		BUDGETED 2016	RECOMMENDATION 2017
	2014	2015		
61000 PWD COMMISSIONERS OFFICE				
APPROPRIATED FUNDS				
GENERAL FUND				
PERSONNEL SERVICES	1,289,509	1,056,765	1,194,500	1,368,500
FRINGE BENEFITS	478,560	405,383	467,579	546,413
SUPPLIES	18,466	45,188	10,000	10,000
OTHER SERVICES	710,946	517,029	123,485	230,000
CAPITAL PROJECTS	42,792	30,004	40,000	30,000
TOTAL - GENERAL FUND	2,540,274	2,054,369	1,835,564	2,184,913
SAINT JOHN CAPITAL IMPROVEMENT				
OTHER SERVICES	412,453	321,172	497,844	500,000
TOTAL - SAINT JOHN CAPITAL IMPR	412,453	321,172	497,844	500,000
TOURISM AD REVOLVING				
SUPPLIES	397	13,447	-	50,000
OTHER SERVICES	9,995	216,404	243,304	250,000
TOTAL - TOURISM AD REVOLVING	10,392	229,851	243,304	300,000
TOTAL APPROPRIATED FUNDS	2,963,119	2,605,392	2,576,712	2,984,913
NON APPROPRIATED FUNDS				
PUBLIC CEMETERY REVOLVING				
SUPPLIES	5,688	495	7,300	11,000
OTHER SERVICES	36,991	35,824	20,000	55,000
TOTAL - PUBLIC CEMETERY REVOL	42,679	36,319	27,300	66,000
PUBLIC PARKING LOT FUND				
SUPPLIES	16,399	26,234	43,472	72,564
OTHER SERVICES	26,114	25,165	144,496	196,191
CAPITAL PROJECTS	-	27,540	20,437	-
TOTAL - PUBLIC PARKING LOT FUND	42,513	78,939	208,405	268,755
TOTAL NON APPROPRIATED FUNDS	85,191	115,258	235,705	334,755
TOTAL - 61000 PWD COMMISSIONERS OFFICE	3,048,310	2,720,650	2,812,417	3,319,668
FTE REQUIRED		PWD COMMISSIONERS OFFICE	25.00	

Activity 61030 Management Information System

Functional Statement

The Management Information System Unit assesses, maintains, and upgrades the Department's communications network and computer units, and standardizes and automates the Department's software and hardware.

The Unit keeps up, maintains, and secures the networks. It analyzes the computer and information needs of the Department from an operational and strategic perspective, and determines immediate and long-range personnel and equipment requirements. The Unit also stays abreast of the latest technology to ensure the effectiveness of the Department.

	ACTUAL		BUDGETED 2016	RECOMMENDATION 2017
	2014	2015		
61030 ELECTRONIC DATA PROCESS				
APPROPRIATED FUNDS				
GENERAL FUND				
PERSONNEL SERVICES	227,860	235,955	255,557	244,250
FRINGE BENEFITS	111,242	132,150	143,104	113,033
SUPPLIES	43,797	35,224	50,000	40,000
OTHER SERVICES	4,823	1,200	5,000	5,000
TOTAL - GENERAL FUND	387,722	404,529	453,661	402,283
TOTAL APPROPRIATED FUNDS	387,722	404,529	453,661	402,283
TOTAL - 61030 ELECTRONIC DATA PROCESS	387,722	404,529	453,661	402,283
FTE REQUIRED			8.00	

Activity 61100 Office of the Chief Engineer

Functional Statement

The Office of the Chief Engineer compiles and maintains all reports and records of the Division and secures the prices of materials needed for the Division's operations. It is responsible for providing architectural and engineering services for public infrastructure throughout the Territory. It is also responsible for project management, including requests for proposals, design reviews, project inspections and contract administration for the DPW and other agencies, and it administers the general contractor and drafting exams, in addition to the review, examination, and approval of all requests for payments to contractors on inspected projects.

	ACTUAL		BUDGETED 2016	RECOMMENDATION 2017
	2014	2015		
61100 OFFICE OF CHIEF ENGINEER				
APPROPRIATED FUNDS				
GENERAL FUND				
PERSONNEL SERVICES	97,340	70,673	75,000	-
FRINGE BENEFITS	32,313	22,270	25,112	-
TOTAL - GENERAL FUND	129,653	92,943	100,112	-
TOTAL APPROPRIATED FUNDS	129,653	92,943	100,112	-
TOTAL - 61100 OFFICE OF CHIEF ENGINEER	129,653	92,943	100,112	-
FTE REQUIRED				

Activity 61110 Engineering (STT/STX)

Functional Statement

The Engineering Unit provides architectural, engineering, design, and inspection services including planning, designing, cost estimating and constructing public infrastructures throughout the Territory for the DPW and other Government agencies. It also reviews plans and specifications prepared by independent firms for Government projects, and manages all hazard mitigation and flood control projects.

	ACTUAL		BUDGETED 2016	RECOMMENDATION 2017
	2014	2015		
61110 ENGINEERING				
APPROPRIATED FUNDS				
GENERAL FUND				
PERSONNEL SERVICES	363,027	348,615	374,568	445,674
FRINGE BENEFITS	138,619	134,158	160,329	193,465
SUPPLIES	8,483	9,582	10,000	10,000
OTHER SERVICES	5,350	11,618	10,000	-
TOTAL - GENERAL FUND	515,479	503,973	554,897	649,139
TOTAL APPROPRIATED FUNDS	515,479	503,973	554,897	649,139
TOTAL - 61110 ENGINEERING	515,479	503,973	554,897	649,139
FTE REQUIRED		ENGINEERING	9.00	

Activity 61120 Planning and Design

Functional Statement

The Planning and Design Unit plans and coordinates the programming of federal and local funds for highway construction and safety programs over a five (5) year period; provides management, engineering, design and inspection services, including planning, designing, cost-estimating and constructing of all highway projects; acquires right-of-way (ROW) for highway projects throughout the Territory; and conducts various highway planning studies on the Territorial Highway System.

The Unit (Office of Highway Engineering/Federal-Aid Highway Program) plans and coordinates the programming of federal funds for highway construction and safety programs over a five (5) year period through the Territory-Wide Transportation Improvement Plan (TTIP); provides preliminary engineering services, design, inspection and project management in the administration of Federal-Aid Highway projects (as per the current Highway Bill SAFETEA-LU under Title 23 U.S.C.); acquires right-of-way (ROW) for highway projects throughout the Territory; and conducts various highway planning studies for the Territorial Highway System.

The Office of Highway Engineering ensures that the projects programmed on the TTIP are prepared and delivered to construction in accordance with Federal-Aid established requirements, and that the Territory fulfills its commitment as per the Stewardship Agreement between the United States Virgin Islands and the Federal Highway Administration. These projects play a vital role in the Capital Improvement Program to improve and maintain infrastructure.

	ACTUAL		BUDGETED 2016	RECOMMENDATION 2017
	2014	2015		
61120 PLANNING AND DESIGN				
APPROPRIATED FUNDS				
GENERAL FUND				
PERSONNEL SERVICES	138,600	126,551	130,800	130,800
FRINGE BENEFITS	57,109	53,758	59,321	59,977
SUPPLIES	4,371	7,892	5,000	5,000
OTHER SERVICES	18,541	-	-	-
TOTAL - GENERAL FUND	218,621	188,200	195,121	195,777
TOTAL APPROPRIATED FUNDS	218,621	188,200	195,121	195,777
TOTAL - 61120 PLANNING AND DESIGN	218,621	188,200	195,121	195,777
FTE REQUIRED		PLANNING AND DESIGN	3.00	

Activity 61200 Transportation

Functional Statement

The Transportation Unit assesses and coordinates transportation services and seeks federal funds to finance public transportation initiatives and programs that support the Territory's public transportation infrastructure. The Unit also manages the Territory's public transit service Virgin Islands Transit System (VITRAN), the Territory's Public Paid Parking Program; and compliance with the Americans with Disabilities Act (ADA).

	ACTUAL		BUDGETED 2016	RECOMMENDATION 2017
	2014	2015		
61200 TRANSPORTATION				
APPROPRIATED FUNDS				
GENERAL FUND				
PERSONNEL SERVICES	722,981	672,658	671,118	778,499
FRINGE BENEFITS	326,308	330,076	340,973	372,464
SUPPLIES	5,463	4,461	5,000	5,000
OTHER SERVICES	4,531,944	4,500,000	5,000,000	5,123,111
TOTAL - GENERAL FUND	5,586,696	5,507,196	6,017,091	6,279,074
TOTAL APPROPRIATED FUNDS	5,586,696	5,507,196	6,017,091	6,279,074
NON APPROPRIATED FUNDS				
PUBLIC TRANSPORTATION				
PERSONNEL SERVICES	2,203,769	1,841,800	2,177,704	-
FRINGE BENEFITS	526,717	1,807,601	387,298	-
SUPPLIES	1,055,966	8,670	900,000	-
OTHER SERVICES	158,797	94,301	71,661	-
UTILITY SERVICES	189,366	193,894	754,266	-
INDIRECT COST	1,062,185	1,156,400	966,522	528,000
TOTAL - PUBLIC TRANSPORTATION	5,196,800	5,102,667	5,257,452	528,000
TOTAL NON APPROPRIATED FUNDS	5,196,800	5,102,667	5,257,452	528,000
TOTAL - 61200 TRANSPORTATION	10,783,496	10,609,862	11,274,543	6,807,074
FTE REQUIRED		TRANSPORTATION	113.00	

Activity 61300 Personnel/ Relations and Payroll

Functional Statement

The Personnel/Labor Relations and Payroll Unit manages the personnel, labor relations and payroll activities of the Department; provides technical and advisory services on the recruitment and selection of personnel; coordinates in-house orientation and training of new employees; processes Notices of Personnel Action and related personnel documents; processes Health Insurance and Workmen's Compensation claims; processes Occupational Safety and Health Administration reports; reviews pay grade and step classifications of all employees; coordinates accident reports; and acts as the liaison to the Office of Collective Bargaining and the Division of Personnel.

The Unit is essential to DPW as it prepares and verifies bi-weekly time and attendance records for the Department, sorts and distributes payroll checks, prepares miscellaneous payroll records, verifies and keeps records of the Department's leave balances (annual and sick) responds to all payroll inquiries, and reconciles earning and deduction detailed proofs.

		ACTUAL		BUDGETED	RECOMMENDATION
		2014	2015	2016	2017
61300	PERSONNEL - LABOR RELATIONS				
APPROPRIATED FUNDS					
GENERAL FUND					
	PERSONNEL SERVICES	190,583	187,883	150,474	220,474
	FRINGE BENEFITS	89,038	79,741	72,605	98,017
	SUPPLIES	1,945	2,857	5,000	5,000
	OTHER SERVICES	9,772	17,014	15,000	25,000
	TOTAL - GENERAL FUND	291,337	287,495	243,079	348,491
	TOTAL APPROPRIATED FUNDS	291,337	287,495	243,079	348,491
TOTAL - 61300	PERSONNEL - LABOR RELATIONS	291,337	287,495	243,079	348,491
	FTE REQUIRED		PERSONNEL - LABOR RELATIONS	6.00	

Activity 61330 Financial Management

Functional Statement

The Financial Management Unit assesses all local and federal funds; prepares and processes purchase orders, requisitions, miscellaneous disbursement vouchers, government transportation requests, and related travel documents for the Department; reconciles ledgers with the Department of Finance's records; coordinates and compiles the Department's budget; maintains equipment inventory, and provides custodial services to all divisions.

		ACTUAL		BUDGETED	RECOMMENDATION
		2014	2015	2016	2017
61330	FINANCIAL MANAGEMENT				
APPROPRIATED FUNDS					
GENERAL FUND					
	PERSONNEL SERVICES	393,770	360,529	406,927	406,927
	FRINGE BENEFITS	162,217	156,571	193,196	197,688
	SUPPLIES	54,303	75,149	50,000	90,000
	OTHER SERVICES	265,762	283,461	297,086	265,000
	UTILITY SERVICES	982,451	564,352	575,000	875,000
	TOTAL - GENERAL FUND	1,858,502	1,440,063	1,522,209	1,834,615
	TOTAL APPROPRIATED FUNDS	1,858,502	1,440,063	1,522,209	1,834,615
TOTAL - 61330	FINANCIAL MANAGEMENT	1,858,502	1,440,063	1,522,209	1,834,615
	FTE REQUIRED		FINANCIAL MANAGEMENT	10.00	

Activity 61500 Director's Office/Activity 61510 - Construction and Maintenance/ Activity 61520 Air Conditioning and Electrical

Functional Statement

The Construction Unit repairs and maintains all Government buildings territory-wide and accepts work-order requests from all Government agencies. The Unit maintains and repairs plumbing, refrigeration, air-conditioning, and electrical systems, and constructs government facilities, bridges, headwalls, and fences.

Activity 61500 Office of the Director

		ACTUAL		BUDGETED	RECOMMENDATION
		2014	2015	2016	2017
61500	OFFICE OF DIRECTOR - DPW				
APPROPRIATED FUNDS					
GENERAL FUND					
	PERSONNEL SERVICES	31,614	-	-	-
	FRINGE BENEFITS	14,635	-	-	-
	TOTAL - GENERAL FUND	46,248	-	-	-
	TOTAL APPROPRIATED FUNDS	46,248	-	-	-
TOTAL - 61500	OFFICE OF DIRECTOR - DPW	46,248	-	-	-

FTE REQUIRED

Activity 61510 Construction Maintenance

		ACTUAL		BUDGETED	RECOMMENDATION
		2014	2015	2016	2017
61510	CONSTRUCTION MAINTENANCE				
APPROPRIATED FUNDS					
GENERAL FUND					
	PERSONNEL SERVICES	596,411	581,756	728,532	678,472
	FRINGE BENEFITS	320,218	328,818	375,260	374,581
	SUPPLIES	55,609	92,327	60,914	70,000
	OTHER SERVICES	8,704	5,145	15,054	10,000
	TOTAL - GENERAL FUND	980,942	1,008,045	1,179,760	1,133,053
	TOTAL APPROPRIATED FUNDS	980,942	1,008,045	1,179,760	1,133,053
TOTAL - 61510	CONSTRUCTION MAINTENANCE	980,942	1,008,045	1,179,760	1,133,053

FTE REQUIRED

CONSTRUCTION MAINTENANCE

26.00

Activity 61520 Air Condition & Electrical

		ACTUAL		BUDGETED	RECOMMENDATION
		2014	2015	2016	2017
61520	AIR CONDITION & ELECTRIC				
APPROPRIATED FUNDS					
GENERAL FUND					
	PERSONNEL SERVICES	10,890	4,580	-	-
	FRINGE BENEFITS	5,324	2,461	-	-
	TOTAL - GENERAL FUND	16,214	7,040	-	-
	TOTAL APPROPRIATED FUNDS	16,214	7,040	-	-
TOTAL - 61520	AIR CONDITION & ELECTRIC	16,214	7,040	-	-

FTE REQUIRED

Activity 61600 Director's Office – Roads and Highways

Functional Statement

The Director's Office administers and procures supplies and material for the DPW divisions, receives work-order requests from other government agencies and schedules roadwork assignments.

		ACTUAL		BUDGETED	RECOMMENDATION
		2014	2015	2016	2017
61600	OFFICE OF DIRECTOR - DPW				
APPROPRIATED FUNDS					
GENERAL FUND					
	PERSONNEL SERVICES	283,633	248,190	404,168	887,671
	FRINGE BENEFITS	163,609	154,761	232,011	490,544
	TOTAL - GENERAL FUND	447,243	402,951	636,179	1,378,215
	TOTAL APPROPRIATED FUNDS	447,243	402,951	636,179	1,378,215
TOTAL - 61600	OFFICE OF DIRECTOR - DPW	447,243	402,951	636,179	1,378,215
FTE REQUIRED		OFFICE OF DIRECTOR - DPW		35.00	

Activity 61610 Construction / Maintenance

Functional Statement

The Construction and Maintenance Units are responsible for constructing roads and highway infrastructures, including retaining walls, bridges, culverts, and guardrail installations for the Territory. Additionally, this center repairs and maintains all public road infrastructures, including potholes, and clears and prunes road shoulders and guts in the Territory.

		ACTUAL		BUDGETED	RECOMMENDATION
		2014	2015	2016	2017
61610	CONSTRUCTION				
APPROPRIATED FUNDS					
GENERAL FUND					
	PERSONNEL SERVICES	79,342	6,037	-	-
	FRINGE BENEFITS	47,445	22,974	-	-
	SUPPLIES	57,840	49,967	150,000	200,000
	OTHER SERVICES	1,711,789	1,524,477	1,632,500	1,715,979
	TOTAL - GENERAL FUND	1,896,416	1,603,455	1,782,500	1,915,979
	TOTAL APPROPRIATED FUNDS	1,896,416	1,603,455	1,782,500	1,915,979
TOTAL - 61610	CONSTRUCTION	1,896,416	1,603,455	1,782,500	1,915,979
FTE REQUIRED					

Activity 61611 Capital Improvement Program

Functional Statement

The Territorial Division of Capital Improvements coordinates within the Governor's priorities, the administration and management of all Capital Improvement Program (CIP) Projects within the various departments and agencies of the Executive Branch of Government. The Division of Capital Improvements provides the Executive Branch of Government with critical administrative and professional engineering support services as they relate to planning, construction, renovation, and development of all government facilities.

		ACTUAL		BUDGETED	RECOMMENDATION
		2014	2015	2016	2017
61611	CAPITAL IMPROVEMENT PROGRAM				
APPROPRIATED FUNDS					
GENERAL FUND					
	PERSONNEL SERVICES	135,481	110,000	162,500	70,000
	FRINGE BENEFITS	47,342	38,121	55,216	29,405
	SUPPLIES	5,000	2,316	5,000	5,000
	OTHER SERVICES	2,279	30,605	-	-
	TOTAL - GENERAL FUND	190,102	181,042	222,716	104,405
	TOTAL APPROPRIATED FUNDS	190,102	181,042	222,716	104,405
TOTAL - 61611	CAPITAL IMPROVEMENT PROGRAM	190,102	181,042	222,716	104,405
FTE REQUIRED		CAPITAL IMPROVEMENT PROGRAM		1.00	

Activity 61620 Maintenance

	ACTUAL		BUDGETED 2016	RECOMMENDATION 2017
	2014	2015		
61620 MAINTENANCE				
APPROPRIATED FUNDS				
GENERAL FUND				
PERSONNEL SERVICES	403,692	323,999	371,080	1,038,355
FRINGE BENEFITS	238,840	190,606	193,034	497,646
SUPPLIES	57,196	186,935	150,000	150,000
OTHER SERVICES	2,509,309	1,765,925	2,020,000	1,870,000
TOTAL - GENERAL FUND	3,209,037	2,467,465	2,734,114	3,556,001
ANTI-LITTER AND BEAUTIFICATION				
OTHER SERVICES	836,996	941,720	1,000,000	1,000,000
TOTAL - ANTI-LITTER AND BEAUTIFI	836,996	941,720	1,000,000	1,000,000
TOTAL APPROPRIATED FUNDS	4,046,033	3,409,185	3,734,114	4,556,001
TOTAL - 61620 MAINTENANCE	4,046,033	3,409,185	3,734,114	4,556,001
FTE REQUIRED		MAINTENANCE	39.00	

Activity 61800 Director's Office

Functional Statement

The Director's Office assesses the maintenance and facilitates repairs of the Department's vehicles and equipment.

	ACTUAL		BUDGETED 2016	RECOMMENDATION 2017
	2014	2015		
61800 OFFICE OF DIRECTOR - DPW				
APPROPRIATED FUNDS				
GENERAL FUND				
PERSONNEL SERVICES	13,010	-	-	-
FRINGE BENEFITS	5,920	-	-	-
TOTAL - GENERAL FUND	18,931	-	-	-
TOTAL APPROPRIATED FUNDS	18,931	-	-	-
TOTAL - 61800 OFFICE OF DIRECTOR - DPW	18,931	-	-	-
FTE REQUIRED				

Activity 61810 Repairs and Equipment Maintenance / Activity 61820 Equipment Maintenance

Functional Statement

The Repairs and Maintenance Units are responsible for repairs of all vehicles and equipment, including purchasing of parts, oil, and lubricants.

	ACTUAL		BUDGETED 2016	RECOMMENDATION 2017
	2014	2015		
61810 REPAIRS & MAINTENANCE				
APPROPRIATED FUNDS				
GENERAL FUND				
PERSONNEL SERVICES	155,607	157,866	138,809	186,309
FRINGE BENEFITS	76,952	81,713	66,291	76,963
SUPPLIES	53,163	22,314	45,078	55,000
OTHER SERVICES	6,305	17,217	10,000	-
TOTAL - GENERAL FUND	292,027	279,110	260,178	318,272
TOTAL APPROPRIATED FUNDS	292,027	279,110	260,178	318,272
TOTAL - 61810 REPAIRS & MAINTENANCE	292,027	279,110	260,178	318,272
FTE REQUIRED		REPAIRS & MAINTENANCE	5.00	

Activity 61820 Equipment Maintenance

	ACTUAL		BUDGETED 2016	RECOMMENDATION 2017
	2014	2015		
61820 EQUIPMENT MAINTENANCE				
APPROPRIATED FUNDS				
GENERAL FUND				
PERSONNEL SERVICES	323,154	285,960	326,428	327,928
FRINGE BENEFITS	143,383	129,356	177,862	181,039
SUPPLIES	58,913	42,982	50,000	60,000
OTHER SERVICES	6,435	13,381	10,000	-
TOTAL - GENERAL FUND	531,885	471,679	564,290	568,967
TOTAL APPROPRIATED FUNDS	531,885	471,679	564,290	568,967
TOTAL - 61820 EQUIPMENT MAINTENANCE	531,885	471,679	564,290	568,967
FTE REQUIRED		EQUIPMENT MAINTENANCE	9.00	

Department of Public Works

BY ACTIVITY	ACTUAL		BUDGETED 2016	RECOMMENDATION 2017
	2014	2015		
APPROPRIATED FUNDS				
GENERAL FUND				
PWD COMMISSIONERS OFFICE	2,540,274	2,054,369	1,835,564	2,184,913
ELECTRONIC DATA PROCESS	387,722	404,529	453,661	402,283
OFFICE OF CHIEF ENGINEER	129,653	92,943	100,112	-
ENGINEERING	515,479	503,973	554,897	649,139
PLANNING AND DESIGN	218,621	188,200	195,121	195,777
TRANSPORATION	5,586,696	5,507,196	6,017,091	6,279,074
PERSONNEL - LABOR RELATIONS	291,337	287,495	243,079	348,491
FINANCIAL MANAGEMENT	1,858,502	1,440,063	1,522,209	1,834,615
SOLID WASTE COLL-LANDFILL	5	-	-	-
OFFICE OF DIRECTOR - DPW	46,248	-	-	-
CONSTRUCTION MAINTENANCE	980,942	1,008,045	1,179,760	1,133,053
AIR CONDITION & ELECTRIC	16,214	7,040	-	-
OFFICE OF DIRECTOR - DPW	447,243	402,951	636,179	1,378,215
CONSTRUCTION	1,896,416	1,603,455	1,782,500	1,915,979
CAPITAL IMPROVEMENT PROGRAM	190,102	181,042	222,716	104,405
MAINTENANCE	3,209,037	2,467,465	2,734,114	3,556,001
OFFICE OF DIRECTOR - DPW	18,931	-	-	-
REPAIRS & MAINTENANCE	292,027	279,110	260,178	318,272
EQUIPMENT MAINTENANCE	531,885	471,679	564,290	568,967
TOTAL - GENERAL FUND	19,157,334	16,899,554	18,301,471	20,869,184
ANTI-LITTER AND BEAUTIFICATION				
MAINTENANCE	836,996	941,720	1,000,000	1,000,000
TOTAL - ANTI-LITTER AND BEAUTIFICATION	836,996	941,720	1,000,000	1,000,000
SAINT JOHN CAPITAL IMPROVEMENT				
PWD COMMISSIONERS OFFICE	412,453	321,172	497,844	500,000
OPERATIONS	-	-	2,156	-
TOTAL - SAINT JOHN CAPITAL IMPROVEMENT	412,453	321,172	500,000	500,000
TOURISM AD REVOLVING				
PWD COMMISSIONERS OFFICE	10,392	229,851	243,304	300,000
TOTAL - TOURISM AD REVOLVING	10,392	229,851	243,304	300,000
TOTAL APPROPRIATED FUNDS	20,417,175	18,392,297	20,044,775	22,669,184

Department of Public Works

NON APPROPRIATED FUNDS				
PUBLIC CEMETERY REVOLVING				
PWD COMMISSIONERS OFFICE	42,679	36,319	27,300	66,000
TOTAL - PUBLIC CEMETERY REVOLVING	42,679	36,319	27,300	66,000
PUBLIC PARKING LOT FUND				
PWD COMMISSIONERS OFFICE	42,513	78,939	208,405	268,755
TOTAL - PUBLIC PARKING LOT FUND	42,513	78,939	208,405	268,755
PUBLIC TRANSPORTATION				
TRANSPORATION	5,196,800	5,102,667	5,257,452	528,000
TOTAL - PUBLIC TRANSPORTATION	5,196,800	5,102,667	5,257,452	528,000
TOTAL NON APPROPRIATED FUNDS	5,281,991	5,217,925	5,493,157	862,755
TOTAL - DEPARTMENT OF PUBLIC WORKS	25,699,166	23,610,222	25,537,933	23,531,939

BY BUDGET CATEGORY	ACTUALS		BUDGETED 2016	RECOMMENDATION 2017
	2014	2015		
APPROPRIATED FUNDS				
GENERAL FUND				
PERSONNEL SERVICES	5,456,503	4,778,018	5,390,461	6,783,859
FRINGE BENEFITS	2,459,081	2,262,917	2,561,893	3,231,235
SUPPLIES	424,549	577,192	595,992	705,000
OTHER SERVICES	9,791,959	8,687,071	9,138,125	9,244,090
UTILITY SERVICES	982,451	564,352	575,000	875,000
CAPITAL PROJECTS	42,792	30,004	40,000	30,000
TOTAL - GENERAL FUND	19,157,334	16,899,554	18,301,471	20,869,184
ANTI-LITTER AND BEAUTIFICATION				
OTHER SERVICES	836,996	941,720	1,000,000	1,000,000
TOTAL - ANTI-LITTER AND BEAUTIFICATION	836,996	941,720	1,000,000	1,000,000
SAINT JOHN CAPITAL IMPROVEMENT				
OTHER SERVICES	412,453	321,172	500,000	500,000
TOTAL - SAINT JOHN CAPITAL IMPROVEMENT	412,453	321,172	500,000	500,000
TOURISM AD REVOLVING				
SUPPLIES	397	13,447	-	50,000
OTHER SERVICES	9,995	216,404	243,304	250,000
TOTAL - TOURISM AD REVOLVING	10,392	229,851	243,304	300,000
TOTAL APPROPRIATED FUNDS	20,417,175	18,392,297	19,546,931	22,669,184
NON APPROPRIATED FUNDS				
PUBLIC CEMETERY REVOLVING				
SUPPLIES	5,688	495	7,300	11,000
OTHER SERVICES	36,991	35,824	20,000	55,000
TOTAL - PUBLIC CEMETERY REVOLVING	42,679	36,319	27,300	66,000
TOTAL - PUBLIC CEMETERY REVOLVING	42,679	36,319	27,300	66,000
PUBLIC PARKING LOT FUND				
SUPPLIES	16,399	26,234	43,472	72,564
OTHER SERVICES	26,114	25,165	144,496	196,191
CAPITAL PROJECTS	-	27,540	20,437	-
TOTAL - PUBLIC PARKING LOT FUND	42,513	78,939	208,405	268,755
TOTAL - PUBLIC PARKING LOT FUND	42,513	78,939	208,405	268,755
PUBLIC TRANSPORTATION				
PERSONNEL SERVICES	2,203,769	1,841,800	2,177,704	-
FRINGE BENEFITS	526,717	1,807,601	387,298	-
SUPPLIES	1,055,966	8,670	900,000	-
OTHER SERVICES	158,797	94,301	71,661	-
UTILITY SERVICES	189,366	193,894	754,266	-
INDIRECT COST	1,062,185	1,156,400	966,522	528,000
TOTAL - PUBLIC TRANSPORTATION	5,196,800	5,102,667	5,257,452	528,000
TOTAL - PUBLIC TRANSPORTATION	5,196,800	5,102,667	5,257,452	528,000
TOTAL NON APPROPRIATED FUNDS	5,281,991	5,217,925	5,493,157	862,755

Department of Public Works

BY FUND TYPE	Personnel Services	Fringe Benefits	Supplies	Other Svcs. Chrgs.	Utilities	Capital Outlays	Miscellaneous	Total
APPROPRIATED FUNDS								
GENERAL FUND								
GENERAL FUND	6,783,859	3,231,235	705,000	9,244,090	875,000	30,000	-	20,869,184
ANTI-LITTER AND BEAUTIFICATION	-	-	-	1,000,000	-	-	-	1,000,000
SAINT JOHN CAPITAL IMPROVEMENT	-	-	-	500,000	-	-	-	500,000
TOURISM AD REVOLVING	-	-	50,000	250,000	-	-	-	300,000
TOTAL - GENERAL FUND	6,783,859	3,231,235	755,000	10,994,090	875,000	30,000	-	22,669,184
TOTAL APPROPRIATED FUNDS	6,783,859	3,231,235	755,000	10,994,090	875,000	30,000	-	22,669,184
NON APPROPRIATED FUNDS								
GENERAL FUND								
PUBLIC CEMETERY REVOLVING	-	-	11,000	55,000	-	-	-	66,000
PUBLIC PARKING LOT FUND	-	-	72,564	196,191	-	-	-	268,755
PUBLIC TRANSPORTATION	-	-	528,000	-	-	-	-	528,000
TOTAL - GENERAL FUND	-	-	611,564	251,191	-	-	-	862,755
TOTAL NON APPROPRIATED FUNDS	-	-	611,564	251,191	-	-	-	862,755
TOTAL - DEPARTMENT OF PUBLIC WORKS	6,783,859	3,231,235	1,366,564	11,245,281	875,000	30,000	-	23,531,939

Federal Funds

BY BUDGET CATEGORY	FY2015 Expenditure	FY 2016 Grant Award	FY2016 Appropriation	FY2017 Recommendation
FEDERAL FUNDS				
PERSONNEL SERVICES	130,034	280,250	-	280,250
FRINGE BENEFITS	54,711	103,049	-	103,049
SUPPLIES	-	-	-	-
OTHER SVS. & CHGS.	4,481,013	1,681,701	-	8,437,034
UTILITIES	-	-	-	-
CAPITAL OUTLAYS	20,585,629	38,275,323	-	10,870,323
TOTAL FEDERAL FUNDS	25,251,387	40,340,323	-	19,690,656

**Government of the Virgin Islands
Listing of Federal Grants - 2017**

CFDA NO	GOVERNMENT ENTITY Federal Grantor Grant Description Type of Assistance	MATCH RATIO FEDERAL/LOCAL or 100% FEDERAL	FY 2015	FY 2016		FY 2017		LOCAL MATCH AND/OR MOE FUNDS	GRANT PERIOD	FOOT NOTE
			ACTUAL	PRIOR YEAR(S) GRANT AWARDS BALANCE	ESTIMATED	TOTAL ESTIMATED EXPENDITURE	GRANT AWARD(S) CARRYFORWARD BALANCE			
	ORG 610 DEPARTMENT OF PUBLIC WORKS									
	U.S. Department of the Interior									
15.875	ECONOMIC, SOCIAL, & POLITICAL DEVELOPMENT OF THE TERRITORIES <i>DIRECT PAYMENTS WITH UNRESTRICTED USE / FORMULA / PROJECT CAPITAL IMPROVEMENT PROGRAM</i>									
	(1) Main Street Enhancement, STT	100%	59,000	2,443,000	-	32,500	2,410,500	-	06/27/13-08/31/18	
	(2) Christiansted Boardwalk Project, STX	100%	-	237,147	-	-	237,147	-	02/24/12-02/24/17	
	(3) Fort Christian Renovation Project, STT	100%	-	536,000	-	-	536,000	-	06/27/13-08/31/18	
	Sub-Total		59,000	3,216,147	-	32,500	3,183,647	-		
	U.S. Department of Transportation									
20.205	HIGHWAY PLANNING AND CONSTRUCTION <i>FORMULA / PROJECT - FEDERAL-AID HIGHWAY PROGRAM, FEDERAL LANDS HIGHWAY PROGRAM</i>									
	(1) ADA Retrofitting, STX	100%	101,170	166,654	-	-	166,654	-	09/22/03-Until Expended	
	(2) Midland Road Improvements, STX	100%	4,165	13,008	-	-	13,008	-	01/15/06-Until Expended	
	(3) St. Croix Bike Trail Design, STX	100%	4,000	948,168	-	472,436	475,732	-	01/15/06-Until Expended	
	(4) Clifton Hill Connector Road Engineering, STX	100%	445,814	302,173	-	120,000	182,173	-	07/10/06-Until Expended	
	(5) Rothschild Francis Market Square Reconstruction and Improvement, STT	100%	180,143	645,732	-	319,834	325,898	-	07/11/06-Until Expended	
	(6) Training Program, Territorial	100%	20,832	53,015	-	9,537	43,478	-	09/19/14-Until Expended	
	(7) Hurricane Omar Emergency Repairs, STT	100%	277,413	152,914	-	-	152,914	-	06/16/09-Until Expended	
	(8) Islandwide Pavement Preservation VII, STX	100%	1,879	5,846,960	-	805,193	5,041,767	-	01/29/10-Until Expended	
	(9) Acquisition of Ferry Boats for STT to STJ Route	100%	30,987	164,636	-	-	164,636	-	02/24/10-Until Expended	
	(10) Bordeaux Bay Road Reconstruction, STT	100%	106,417	240,780	-	42,486	198,294	-	02/24/10-Until Expended	
	(11) Spring Gut Road Improvements, STX	100%	72,504	446,395	4,500,000	15,000	4,931,395	-	09/15/16-Until Expended	
	(12) Melvin Evans Highway Improvements, STX	100%	1,747,127	2,054,919	15,000,000	734,364	16,320,555	-	09/15/16-Until Expended	
	(13) Islandwide Pavement Preservation VII, STT	100%	3,217,043	1,880,862	-	593,794	1,287,068	-	10/01/10-Until Expended	
	(14) Route 33 (Clearview Apartments) Emergency Repair	100%	18,848	329,033	-	-	329,033	-	02/07/12-Until Expended	
	(15) Islandwide Tropical Storm Tomás Emergency Improvements, STX	100%	230	3,046	-	1,142	1,904	-	02/16/12-Until Expended	
	(16) Fire Station Relocation, STT	100%	1,066,462	4,495,956	-	1,235,003	3,260,953	-	07/12/12-Until Expended	
	(17) Raphune Hill Road Improvements, STT	100%	1,386,360 *	137,861	-	-	137,861	8,350,000 *	09/15/17-Until Expended	A, B
	(18) Route 32, Brookman Road Improvements, STT	100%	2,456,273	1,782,387	-	655,678	1,126,709	-	09/04/12-Until Expended	
	(19) Acquisition of Ferry Boat for STT to STX, Route 753	100%	1,104,127	3,066,563	3,000,000	200,000	5,866,563	-	09/15/16-Until Expended	
	(20) Tropical Storm Tomás Emergency Improvements, Route 78 Scenic Road and Route 732, STX	100%	14,460	113,998	-	113,998	-	-	09/19/12-Until Expended	
	(21) Long Bay, Bolongo, Turpentine Run Bridge Engineeri & Design, STT	100%	12,552	383,060	-	27,723	355,337	-	03/19/13-Until Expended	
	(22) Crown Bay Improvements, STT	100%	30,234	1,632,230	-	-	1,632,230	-	07/09/13-Until Expended	
	(23) Tropical Storm Otto Emergency Improvements, Rou 37 (Drake's Seat), STT	100%	66	358,179	-	-	358,179	-	05/23/13-Until Expended	
	(24) Tropical Storm Otto Emergency Improvements, Rou 10 Centerline Road, STJ	100%	529,656	1,463,631	-	15,010	1,448,621	-	05/23/13-Until Expended	
	(25) Highway Planning & Research, Territorial	100%	68,989	190,978	200,000	50,176	340,802	70,000	09/15/17-Until Expended	
	(26) Veterans Drive Preliminary & Final Design, STT	100%	1,421,318	948,771	-	387,454	561,317	-	07/09/13-Until Expended	
	(27) Acquisition of Buses, Territorial	100%	349,599	117,217	-	117,217	-	-	07/16/13-Until Expended	
	(28) Material Testing Labs, Territorial	100%	13,599	5,689	-	4,638	1,051	-	07/19/13-Until Expended	
	(29) Islandwide Pavement Preservation VIII, STT	100%	433,156	367,172	-	80,813	286,359	-	09/18/13-Until Expended	
	(30) Route 78, Scenic Road Improvements, STX	100%	-	3,000,000	-	500,000	2,500,000	-	09/15/14-Until Expended	
	(31) Route 64, East Airport Road, Bridge Rehabilitation, S	100%	-	20,000	-	-	10,000	10,000	09/19/14-Until Expended	
	(32) Route 7025, Hams Bluff Road, Bridge Rehabilitation,	100%	-	20,000	-	10,000	10,000	-	09/19/14-Until Expended	

Government of the Virgin Islands
Listing of Federal Grants - 2017

CFDA NO	GOVERNMENT ENTITY Federal Grantor Grant Description Type of Assistance	MATCH RATIO FEDERAL/LOCAL or 100% FEDERAL	FY 2015		FY 2016		FY 2017		LOCAL MATCH AND/OR MOE FUNDS	GRANT PERIOD
			ACTUAL	PRIOR YEAR(S) GRANT AWARDS BALANCE BROUGHT FORWARD	ESTIMATED	TOTAL ESTIMATED EXPENDITURE	PROJECTED			
			TOTAL EXPENDITURE	TOTAL AWARD	TOTAL AWARD	GRANT AWARD(S) CARRYFORWARD BALANCE	TOTAL AWARD			
ORG 610 DEPARTMENT OF PUBLIC WORKS										
	(33) Moravian Highway Pavement Rehabilitation, Route :	100%	-	2,500,000	-	-	2,500,000	-	-	09/16/15-Until Expended
	(34) Turpentine Run Bridge Design & Construction, STT	100%	6,098,000 *	-	695,000 *	695,000	-	-	-	09/15/16-Until Expended C
	(35) Clifton Hill Connector Road Construction, STX	100%	-	5,169,503	-	-	5,169,503	-	-	09/30/15-Until Expended
	(36) Bridge Inspection Program, Territorial	100%	80,000 *	-	-	-	-	80,000	-	09/15/17-Until Expended D
	(37) Christiansted Bypass, Reconstruction of Historic Site	100%	-	-	350,000 *	350,000	-	-	-	09/15/16-Until Expended E
	(38) St. Croix Bike Trail Construction, STX	100%	-	-	2,405,000	-	2,405,000	-	-	09/15/16-Until Expended
	(39) GARVEE Bond Debt Service, Territorial	100%	-	-	7,500,000	-	7,500,000	7,500,000	-	09/15/17-Until Expended
	(40) Route 81 Reconstruction, Sion Farm to Route 682 at Blue Mountain Water, STX	100%	-	-	3,000,000	-	3,000,000	-	-	09/15/16-Until Expended
	Sub-Total		21,293,423	39,021,490	36,650,000	7,566,496	68,104,994	16,000,000	-	
20.500	FEDERAL TRANSIT-CAPITAL INVESTMENT GRANTS <i>FORMULA / PROJECT - NEW STARTS, SMALL STARTS, AND CORE CAPACITY</i>	100%	-	1,110,674	-	1,110,674	-	-	-	08/28/14-Until Expended
20.507	FEDERAL TRANSIT-FORMULA GRANTS <i>FORMULA - URBANIZED AREA FORMULA PROGRAM; SECTION 5307</i>	100%	489,979	4,225,004	3,690,323	4,225,004	3,690,323	3,690,656	-	08/01/17-Until Expended
	Sub-Total		489,979	5,335,678	3,690,323	5,335,678	3,690,323	3,690,656	-	
66.42	CONSTRUCTION GRANTS FOR WASTEWATER TREATMENT WORKS <i>PROJECT</i>	100%	3,408,985	20,592,116	-	6,611,740	13,980,376	-	-	01/31/15-01/30/21
	Sub-Total		3,408,985	20,592,116	-	6,611,740	13,980,376	-	-	
TOTAL ORG 610 DEPARTMENT OF PUBLIC WORKS			25,251,387	68,165,431	40,340,323	19,546,414	88,959,340 *	19,690,656	-	F

*Funds awarded in FY 2014 were transferred to the Eastern Federal Lands Highway Division.

FY 2017 Listing of Federal Grants Footnotes:

A- Funds awarded in FY 2015 (i.e. \$1,382,497) were transferred to the Eastern Federal Lands Highway Division (EFLHD).

B- Total funds (i.e. \$8,350,000) expected to be awarded in FY 2017 will be transferred to EFLHD.

C- Funds awarded in FY 2015 (i.e. \$6,098,000), and total funds (i.e. \$695,000) expected to be awarded in FY 2017 will be transferred to EFLHD.

D- Funds awarded in FY 2015 (i.e. \$80,000) were transferred to the Eastern Federal Lands Highway Division (EFLHD).

E- Total funds (i.e. \$350,000) expected to be awarded in FY 2016 will be transferred to EFLHD.

F- Excess funds obligated for a specific project or activity under the Highway Planning and Construction (i.e. CFDA No. 15.875) program that remain available after the project or activity is completed or cancelled, is allocated to other projects or activities upon certification that the unobligated balance of funds are no longer needed.



CULTURE AND RECREATION

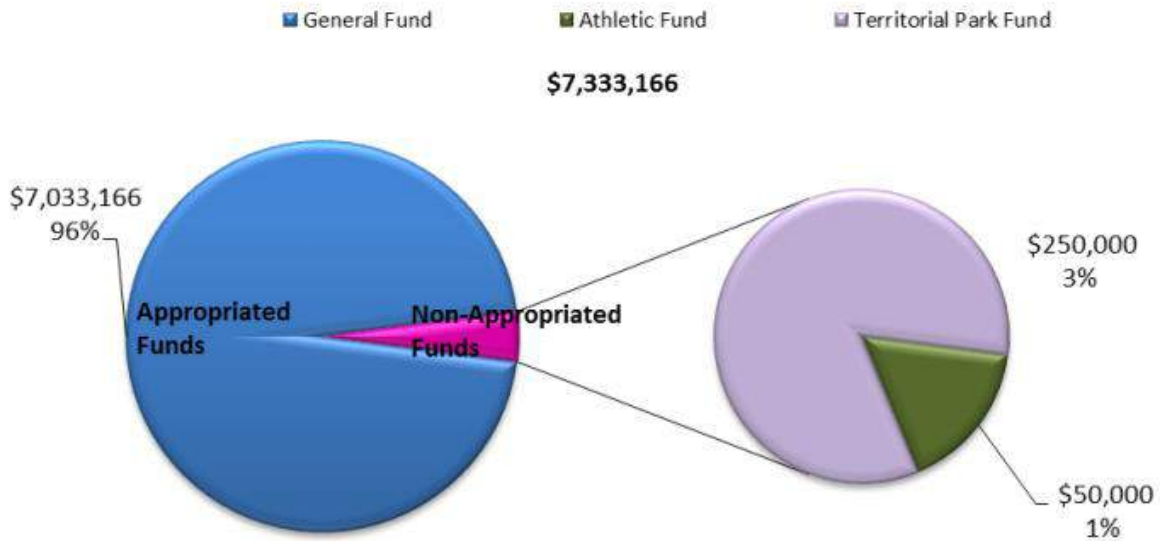
Department of Sports, Parks and Recreation

Department of Tourism



DEPARTMENT OF SPORTS, PARKS, AND RECREATION

Administration
Office of Business and Finance
Maintenance STT/STJ/STX
Parks, Open Spaces and Beautification STT/STJ/STX
Bureau of Sports and Recreation STT/STJ/STX



Department of Sports, Parks, and Recreation

Activity 84000 Administration

Functional Statement

The Administration Services unit coordinates and compiles monthly reports; manages human resources and payroll; and plans and develops capital projects.

	ACTUAL		BUDGETED 2016	RECOMMENDATION 2017
	2014	2015		
84000 ADMINISTRATION SPORTS/PARKS				
APPROPRIATED FUNDS				
GENERAL FUND				
PERSONNEL SERVICES	421,676	377,875	453,715	506,495
FRINGE BENEFITS	177,585	220,408	225,806	282,160
SUPPLIES	20,532	20,475	20,243	176,271
OTHER SERVICES	7,451	7,142	35,000	202,000
TOTAL - GENERAL FUND	627,244	625,899	734,764	1,166,926
TOTAL APPROPRIATED FUNDS	627,244	625,899	734,764	1,166,926
TOTAL - 84000 ADMINISTRATION SPORTS/PARKS	627,244	625,899	734,764	1,166,926
FTE REQUIRED		ADMINISTRATION SPORTS/PARKS	12.00	

Activity 84010 Office of Business and Finance

Functional Statement

The Office of Business and Finance oversees the Department's business and financial operations and provides support services to all activity centers.

	ACTUAL		BUDGETED 2016	RECOMMENDATION 2017
	2014	2015		
84010 OFFICE OF BUSINESS & FINANCE				
APPROPRIATED FUNDS				
GENERAL FUND				
PERSONNEL SERVICES	133,169	154,618	199,532	285,857
FRINGE BENEFITS	59,725	73,378	103,985	142,199
SUPPLIES	1,082	4,268	7,462	7,462
OTHER SERVICES	76,213	26,340	20,538	56,500
UTILITY SERVICES	-	-	20,000	20,000
TOTAL - GENERAL FUND	270,189	258,605	351,517	512,018
TOTAL APPROPRIATED FUNDS	270,189	258,605	351,517	512,018
TOTAL - 84010 OFFICE OF BUSINESS & FINANCE	270,189	258,605	351,517	512,018
FTE REQUIRED		OFFICE OF BUSINESS & FINANCE	8.00	

Activity 84100 Parks, Open Space and Beautification—STT/STJSTX

Functional Statement

The Parks, Open Space and Beautification unit maintains public parks, beaches, miscellaneous open spaces, and recreational areas.

	ACTUAL		BUDGETED 2016	RECOMMENDATION 2017
	2014	2015		
84100 PARKS AND OPEN SPACES				
APPROPRIATED FUNDS				
GENERAL FUND				
PERSONNEL SERVICES	818,656	903,908	978,344	959,845
FRINGE BENEFITS	430,102	503,346	590,669	533,443
SUPPLIES	57,359	64,350	39,754	37,783
OTHER SERVICES	93,124	87,231	94,350	116,733
UTILITY SERVICES	192,753	864,346	186,124	186,124
TOTAL - GENERAL FUND	1,591,994	2,423,182	1,889,241	1,833,928
TOTAL APPROPRIATED FUNDS	1,591,994	2,423,182	1,889,241	1,833,928
TOTAL - 84100 PARKS AND OPEN SPACES	1,591,994	2,423,182	1,889,241	1,833,928
FTE REQUIRED		PARKS AND OPEN SPACES	40.00	

Activity 84110 Maintenance—STT/STJ/STX

Functional Statement

The Maintenance Division maintains all parks and recreational facilities.

	ACTUAL		BUDGETED 2016	RECOMMENDATION 2017
	2014	2015		
84110 MAINTENANCE PARKS, OPEN SPACES				
APPROPRIATED FUNDS				
GENERAL FUND				
PERSONNEL SERVICES	219,651	238,214	488,037	320,289
FRINGE BENEFITS	120,929	140,906	281,417	211,790
SUPPLIES	10,465	28,806	89,128	110,000
OTHER SERVICES	4,645	4,404	9,080	12,000
UTILITY SERVICES	1,993	-	343,728	344,000
TOTAL - GENERAL FUND	357,683	412,329	1,211,390	998,079
TOTAL APPROPRIATED FUNDS	357,683	412,329	1,211,390	998,079
TOTAL - 84110 MAINTENANCE PARKS, OPEN SPACES	357,683	412,329	1,211,390	998,079
FTE REQUIRED		MAINTENANCE PARKS, OPEN SPACES	13.00	

Activity 84200 Bureau of Sports and Recreation—STT/STJSTX

Functional Statement

The Bureau of Sports and Recreation coordinates, conducts, and promotes sporting and recreational programs throughout the Territory.

	ACTUAL		BUDGETED 2016	RECOMMENDATION 2017
	2014	2015		
84200 BUREAU OF SPORTS & RECREATION				
APPROPRIATED FUNDS				
GENERAL FUND				
PERSONNEL SERVICES	1,184,329	1,254,013	1,377,742	1,369,493
FRINGE BENEFITS	563,838	649,095	758,629	741,311
SUPPLIES	19,126	23,428	130,000	102,000
OTHER SERVICES	67,766	88,138	359,703	84,731
UTILITY SERVICES	128,642	38,791	224,680	224,680
TOTAL - GENERAL FUND	1,963,702	2,053,464	2,850,754	2,522,215
TOTAL APPROPRIATED FUNDS	1,963,702	2,053,464	2,850,754	2,522,215
TOTAL - 84200 BUREAU OF SPORTS & RECREATION	1,963,702	2,053,464	2,850,754	2,522,215
FTE REQUIRED			42.00	

Department of Sports, Parks, and Recreation

BY ACTIVITY	ACTUAL		BUDGETED 2016	RECOMMENDATION 2017
	2014	2015		
APPROPRIATED FUNDS				
GENERAL FUND				
ADMINISTRATION SPORTS/PARKS	627,244	625,899	734,764	1,166,926
OFFICE OF BUSINESS & FINANCE	270,189	258,605	351,517	512,018
PARKS AND OPEN SPACES	1,591,994	2,423,182	1,889,241	1,833,928
MAINTENANCE PARKS, OPEN SPACES	357,683	412,329	1,211,390	998,079
BUREAU OF SPORTS & RECREATION	1,963,702	2,053,464	2,850,754	2,522,215
TOTAL - GENERAL FUND	4,810,811	5,773,478	7,037,666	7,033,166
TOTAL APPROPRIATED FUNDS	4,810,811	5,773,478	7,037,666	7,033,166
TOTAL - DEPT SPORTS PARKS & RECREATION	4,810,811	5,773,478	7,037,666	7,033,166

BY BUDGET CATEGORY	ACTUALS		BUDGETED 2016	RECOMMENDATION 2017
	2014	2015		
APPROPRIATED FUNDS				
GENERAL FUND				
PERSONNEL SERVICES	2,777,482	2,928,628	3,497,370	3,441,979
FRINGE BENEFITS	1,352,179	1,587,133	1,960,506	1,910,903
SUPPLIES	108,564	141,326	286,587	433,516
OTHER SERVICES	249,199	213,254	518,671	471,964
UTILITY SERVICES	323,388	903,137	774,532	774,804
TOTAL - GENERAL FUND	4,810,811	5,773,478	7,037,666	7,033,166
TOTAL APPROPRIATED FUNDS	4,810,811	5,773,478	7,037,666	7,033,166

Housing, Parks & Recreation

BY ACTIVITY	ACTUAL		BUDGETED 2016	RECOMMENDATION 2017
	2014	2015		
APPROPRIATED FUNDS				
GENERAL FUND				
ADMINISTRATION	108,163	66,407	-	-
OFC OF BUS & FINANCE	61,691	133	-	-
EMERGENCY HOUSING	15	50	-	-
MAINTENANCE	81,746	-	-	-
PARKS, OPEN SPACE, BEAUT	275,007	28,662	-	-
BUREAU SPORTS, RECREATION	469,490	2,455	-	-
MAINTENANCE	16,333	-	-	-
PARKS, OPEN SPACE, BEAUT	77,957	22,255	-	-
BUREAU SPORTS, RECREATION	7,215	-	-	-
TOTAL - GENERAL FUND	1,097,616	119,961	-	-
TOTAL APPROPRIATED FUNDS	1,097,616	119,961	-	-
NON APPROPRIATED FUNDS				
HORSE RACING IMPROVEMENT				
BUREAU SPORTS, RECREATION	11,000	-	-	-
TOTAL - HORSE RACING IMPROVEMENT	11,000	-	-	-
ATHLETIC FUND				
BUREAU SPORTS, RECREATION	-	80,950	15,000	50,000
TOTAL - ATHLETIC FUND	-	80,950	15,000	50,000
TERRITORIAL PARK AUTHORITY				
BUREAU SPORTS, RECREATION	310,206	222,731	236,705	250,000
TOTAL - TERRITORIAL PARK AUTHORITY	310,206	222,731	236,705	250,000
MAGENS BAY AUTHORITY				
ADMINISTRATION	6,413	1,899	-	-
PARKS, OPEN SPACE, BEAUT	1,174,000	1,126,256	-	-
TOTAL - MAGENS BAY AUTHORITY	1,180,414	1,128,155	-	-
ESTATE GREAT POND TRUST				
ESTATE GREAT POND TRUST	2,902	3,700	157,668	-
TOTAL - ESTATE GREAT POND TRUST	2,902	3,700	157,668	-
TOTAL NON APPROPRIATED FUNDS	1,504,522	1,435,535	409,373	300,000
TOTAL - HOUSING, PARKS & RECREATION	2,602,138	1,555,496	409,373	300,000

Housing, Parks & Recreation

BY BUDGET CATEGORY	ACTUALS		BUDGETED 2016	RECOMMENDATION 2017
	2014	2015		
APPROPRIATED FUNDS				
GENERAL FUND				
PERSONNEL SERVICES	751,813	80,057	-	-
FRINGE BENEFITS	338,252	39,904	-	-
UTILITY SERVICES	7,550	-	-	-
TOTAL - GENERAL FUND	1,097,616	119,961	-	-
TOTAL - ST CROIX CAPITAL IMPROVEMENT	-	-	-	-
TOTAL - TRANSPORTATION TRUST FUND NON-	-	-	-	-
TOTAL APPROPRIATED FUNDS	1,097,616	119,961	-	-
NON APPROPRIATED FUNDS				
HORSE RACING IMPROVEMENT				
MISCELLANEOUS	11,000	-	-	-
TOTAL - HORSE RACING IMPROVEMENT	11,000	-	-	-
TOTAL - HORSE RACING IMPROVEMENT	11,000	-	-	-
ATHLETIC FUND				
SUPPLIES	-	-	-	7,000
OTHER SERVICES	-	80,950	15,000	43,000
TOTAL - ATHLETIC FUND	-	80,950	15,000	50,000
TOTAL - ATHLETIC FUND	-	80,950	15,000	50,000
TERRITORIAL PARK AUTHORITY				
SUPPLIES	198,822	148,616	130,000	170,000
OTHER SERVICES	66,725	62,925	104,705	60,000
CAPITAL PROJECTS	42,759	10,540	-	20,000
MISCELLANEOUS	1,900	650	2,000	-
TOTAL - TERRITORIAL PARK AUTHORITY	310,206	222,731	236,705	250,000
TOTAL - TERRITORIAL PARK AUTHORITY	310,206	222,731	236,705	250,000
MAGENS BAY AUTHORITY				
PERSONNEL SERVICES	844,470	799,809	-	-
FRINGE BENEFITS	335,944	328,345	-	-
TOTAL - MAGENS BAY AUTHORITY	1,180,414	1,128,155	-	-
TOTAL - MAGENS BAY AUTHORITY	1,180,414	1,128,155	-	-
ESTATE GREAT POND TRUST				
SUPPLIES	858	3,700	20,126	-
CAPITAL PROJECTS	2,044	-	137,542	-
TOTAL - ESTATE GREAT POND TRUST	2,902	3,700	157,668	-
TOTAL - ESTATE GREAT POND TRUST	2,902	3,700	157,668	-
TOTAL NON APPROPRIATED FUNDS	1,504,522	1,435,535	409,373	300,000

Department of Sports Parks and Recreation

BY FUND TYPE	Personnel Services	Fringe Benefits	Supplies	Other Svcs. Chrgs.	Utilities	Capital Outlays	Miscellaneous	Total
APPROPRIATED FUNDS								
GENERAL FUND								
GENERAL FUND	3,441,979	1,910,903	433,516	471,964	774,804	-	-	7,033,166
TOTAL - GENERAL FUND	3,441,979	1,910,903	433,516	471,964	774,804	-	-	7,033,166
TOTAL APPROPRIATED FUNDS	3,441,979	1,910,903	433,516	471,964	774,804	-	-	7,033,166
TOTAL - DEPT SPORTS PARKS & RECREATION	3,441,979	1,910,903	433,516	471,964	774,804	-	-	7,033,166

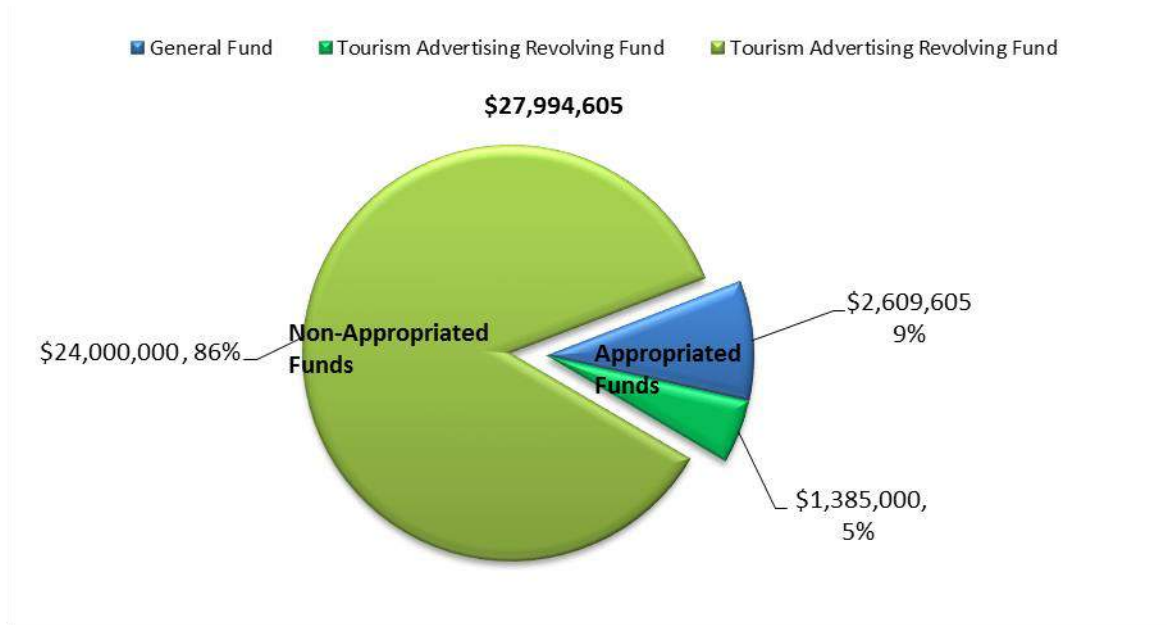
HOUSING, PARKS & RECREATION

BY FUND TYPE	Personnel Services	Fringe Benefits	Supplies	Other Svcs. Chrgs.	Utilities	Capital Outlays	Miscellaneous	Total
APPROPRIATED FUNDS								
TOTAL APPROPRIATED FUNDS	-	-	-	-	-	-	-	-
NON APPROPRIATED FUNDS								
GENERAL FUND								
HORSE RACING IMPROVEMENT	-	-	-	-	-	-	-	-
OUTDOOR RECREATION CAPITAL	-	-	-	-	-	-	-	-
ATHLETIC FUND	-	-	7,000	43,000	-	-	-	50,000
SECTION 12 BOND PROCEEDS	-	-	-	-	-	-	-	-
MODERATE INCOME HOUSING	-	-	-	-	-	-	-	-
TOTAL - GENERAL FUND	-	-	7,000	43,000	-	-	-	50,000
PROPRIETARY								
HOMESTEAD & HOME LOAN	-	-	-	-	-	-	-	-
ALTONA COMMUNITY DEVELOPMENT	-	-	-	-	-	-	-	-
TERRITORIAL PARK AUTHORITY	-	-	170,000	60,000	-	20,000	-	250,000
MAGENS BAY AUTHORITY	-	-	-	-	-	-	-	-
EMERGENCY HOUSING	-	-	-	-	-	-	-	-
VETERAN'S HOUSING FUND	-	-	-	-	-	-	-	-
TOTAL - PROPRIETARY	-	-	170,000	60,000	-	20,000	-	250,000
TOTAL NON APPROPRIATED FUNDS	-	-	177,000	103,000	-	20,000	-	300,000
TOTAL - HOUSING, PARKS & RECREATION	-	-	177,000	103,000	-	20,000	-	300,000



DEPARTMENT OF TOURISM

Administration and Management
 Public Relations
 Film Promotion
 Administration
 Convention and Visitor's Bureau STT/STJ/STX
 Offshore Activities



Department of Tourism

Org 92000 Administration and Management

Functional Statement

The Administration and Management Unit is responsible for ensuring that the department operates in accordance with local and federal rules.

This Unit provides daily oversight and management of the entire financial operations of DOT, administers annual budgets and ensures that disbursements of funds in accordance with authorized amounts and comply with the rules and regulations governing the purchase and acquisition of goods and services. This Unit provides financial leadership and support to all divisions and collaborates with division heads to meet mandates and works in tandem with other financial institutions in resolving and reporting all issues and concerns regarding the disbursement of funds. The Unit is charged with providing all financial data when reporting to legislative inquiries and making appearances at budget hearings. Periodically, the Unit must conduct audits of the financial operations of all offices operating outside of the Territory of the Virgin Islands. This Unit is also responsible for overseeing the Department's human resource needs and services, such as compensation, hiring, performance management, organization development, safety, wellness, benefits, employee motivation, communication, administration, training, and collective bargaining.

		ACTUAL		BUDGETED	RECOMMENDATION
		2014	2015	2016	2017
92000	ADMIN & MANAGEMENT				
APPROPRIATED FUNDS					
GENERAL FUND					
	PERSONNEL SERVICES	778,583	632,391	762,212	857,026
	FRINGE BENEFITS	294,312	240,355	312,191	334,520
	SUPPLIES	12,791	14,042	5,000	12,795
	OTHER SERVICES	388,431	284,946	139,000	139,000
	UTILITY SERVICES	123,925	67,128	103,833	86,982
	CAPITAL PROJECTS	47,193	-	22,500	-
	TOTAL - GENERAL FUND	1,645,235	1,238,861	1,344,736	1,430,323
	TOTAL APPROPRIATED FUNDS	1,645,235	1,238,861	1,344,736	1,430,323
TOTAL - 92000	ADMIN & MANAGEMENT	1,645,235	1,238,861	1,344,736	1,430,323
	FTE REQUIRED		ADMIN & MANAGEMENT	15.00	

Org 92010 Marketing

Functional Statement

The Marketing unit manages the daily operations of the department, including planning, implementation, supervision, and coordination of all programs. It has oversight of all advertising, public, relations, and promotional programs for the U.S. Virgin Islands.

		ACTUAL		BUDGETED	RECOMMENDATION
		2014	2015	2016	2017

92010	PUBLIC RELATIONS				
APPROPRIATED FUNDS					
GENERAL FUND					
	PERSONNEL SERVICES	40,519	55,387	39,000	139,000
	FRINGE BENEFITS	3,154	11,208	11,181	57,232
	TOTAL - GENERAL FUND	43,672	66,595	50,181	196,232
TOURISM AD REVOLVING					
	OTHER SERVICES	650,000	375,000	650,000	1,385,000
	TOTAL - TOURISM AD REVOLVING	650,000	375,000	650,000	1,385,000
	TOTAL APPROPRIATED FUNDS	693,672	441,595	700,181	1,581,232
NON APPROPRIATED FUNDS					
TOURISM AD REVOLVING					
	SUPPLIES	17,389	25,164	272	-
	OTHER SERVICES	16,099,756	17,530,818	30,939,349	24,000,000
	CAPITAL PROJECTS	75,238	62,569	100,000	-
	TOTAL - TOURISM AD REVOLVING	16,192,383	17,618,551	31,039,621	24,000,000
	TOTAL NON APPROPRIATED FUNDS	16,192,383	17,618,551	31,039,621	24,000,000
	TOTAL - 92010 PUBLIC RELATIONS	16,886,056	18,060,146	31,739,802	25,581,232

FTE REQUIRED

PUBLIC RELATIONS

3.00

Org 92020 Film Promotion

Functional Statement

The Office of Film Promotion advances, markets and advertises the U.S. Virgin Islands as a location for the production of audio-visual commodities. Activities within the Film Division remain an important part of the destination's tourism mix, contributing millions to the local economy. The Department will continue to encourage a variety of productions such as television, still shoots, music videos and feature films, using the USVI as backdrop. With the recent passing of the S.T.A.R.S. Act, the Department anticipates increased activity during this fiscal year.

Org 92100 Tourism Administration

Functional Statement

The Administration Unit manages the daily operations of the Department, such as planning, implementation, supervision, and coordination of all programs. This includes the Greeters, the Stranded Passengers program, the Visitor's Bureau, and Welcome Centers. It has oversight of all advertising, public relations, and promotional programs for the U.S. Virgin Islands.

This Unit coordinates and executes all internal and external activities for the Department, serving as liaison between clients and vendors. It has an unwavering commitment to build productive, beneficial, and collaborative relationships with other government agencies, the private sector, and other organizations. Good customer service before, during and after each guest's visit is essential to the overall promotion of the U.S. Virgin Islands as a premier tourism destination. Stationing Greeters at airports, cruise ports, and downtown ensures that guests receive a hassle-free experience and obtain guidance, directions, information, and assistance as needed. The Stranded Passengers' Assistance Program provides support during unforeseen events, such as lost luggage, or rescheduled flights, and procures transportation and meal and hotel vouchers during long delays. By offering emotional support as an "island friend," trained team members transform travel setbacks into positive experiences for guests.

		ACTUAL		BUDGETED	RECOMMENDATION
		2014	2015	2016	2017
92100	ADMINISTRATION				
APPROPRIATED FUNDS					
GENERAL FUND					
	PERSONNEL SERVICES	251,483	139,485	221,386	269,000
	FRINGE BENEFITS	81,932	51,023	90,667	104,641

TOTAL - GENERAL FUND	333,414	190,508	312,053	373,641
TOTAL APPROPRIATED FUNDS	333,414	190,508	312,053	373,641
TOTAL - 92100 ADMINISTRATION	333,414	190,508	312,053	373,641
FTE REQUIRED	ADMINISTRATION		4.00	

Org 92110 Convention and Visitors' Bureau - STT/STJ/STX

Functional Statement

The Convention and Visitor's Bureau provide direct support services to current and prospective visitors through various services, including disbursement of informational brochures, pamphlets, and other promotional materials. The Cruise Ship Division compiles relevant statistics concerning passengers, provides promotional and support services in cooperation with cruise ship companies, and distributes information at disembarkation sites. The Bureau also prepares the bi-annual cruise ship schedules.

Communication is essential to successful promotion of the U.S. Virgin Islands. The Visitors' Bureau and Welcome Centers provide information about the Territory as passengers disembark the cruise ships. Trained staff offer direct support services to on-island and prospective visitors from convenient, handicap-accessible locations. DOT's team also handles a substantial volume of communications – verbal, email, post, and fax – responding cordially to a wide variety of queries and requests for assistance on any topic related to the V.I. The Bureau regularly reviews and analyzes complaints and takes prompt, corrective action.

	ACTUAL		BUDGETED	RECOMMENDATION
	2014	2015	2016	2017
92110 VISITORS BUREAU				
APPROPRIATED FUNDS				
GENERAL FUND				
PERSONNEL SERVICES	203,295	183,658	176,665	204,492
FRINGE BENEFITS	85,758	82,106	96,818	107,502
TOTAL - GENERAL FUND	289,052	265,764	273,483	311,994
TOTAL APPROPRIATED FUNDS	289,052	265,764	273,483	311,994
NON APPROPRIATED FUNDS				
TOURISM AD REVOLVING				
OTHER SERVICES	241,948	276,284	57,447	-
TOTAL - TOURISM AD REVOLVING	241,948	276,284	57,447	-
TOTAL NON APPROPRIATED FUNDS	241,948	276,284	57,447	-
TOTAL - 92110 VISITORS BUREAU	531,000	542,048	330,930	311,994
FTE REQUIRED	VISITORS BUREAU		6.00	

Org 92120 Offshore Activities

Functional Statement

The Offshore Activities unit promotes the United States Virgin Islands as a year-round upscale destination by engaging in promotional activities designed to influence travel agents, wholesalers, tour operators, group and incentive planners, airlines, consumers, and other travel related entities on the U.S. mainland.

	ACTUAL		BUDGETED	RECOMMENDATION
	2014	2015	2016	2017
92120 OFF-SHORE ACTIVITIES				
APPROPRIATED FUNDS				
GENERAL FUND				
PERSONNEL SERVICES	270,482	251,373	288,500	206,000
FRINGE BENEFITS	102,661	99,589	133,210	91,415

MISCELLANEOUS	-	-	50,000	-
TOTAL - GENERAL FUND	373,143	350,962	471,710	297,415
TOTAL APPROPRIATED FUNDS	373,143	350,962	471,710	297,415
TOTAL - 92120 OFF-SHORE ACTIVITIES	373,143	350,962	471,710	297,415

FTE REQUIRED OFF-SHORE ACTIVITIES 4.00

Department of Tourism

BY ACTIVITY	ACTUAL		BUDGETED 2016	RECOMMENDATION 2017
	2014	2015		
APPROPRIATED FUNDS				
GENERAL FUND				
ADMIN & MANAGEMENT	1,645,235	1,238,861	1,344,736	1,430,323
PUBLIC RELATIONS	43,672	66,595	50,181	196,232
ADMINISTRATION	333,414	190,508	312,053	373,641
VISITORS BUREAU	289,052	265,764	273,483	311,994
OFF-SHORE ACTIVITIES	373,143	350,962	471,710	297,415
TOTAL - GENERAL FUND	2,684,518	2,112,691	2,452,163	2,609,605
TOURISM AD REVOLVING				
PUBLIC RELATIONS	650,000	375,000	650,000	1,385,000
TOTAL - TOURISM AD REVOLVING	650,000	375,000	650,000	1,385,000
TOTAL APPROPRIATED FUNDS	3,334,518	2,487,691	3,102,163	3,994,605
NON APPROPRIATED FUNDS				
TOURISM AD REVOLVING				
PUBLIC RELATIONS	16,192,383	17,618,551	31,039,621	24,000,000
VISITORS BUREAU	241,948	276,284	57,447	-
TOTAL - TOURISM AD REVOLVING	16,434,331	17,894,834	31,097,068	24,000,000
TOTAL NON APPROPRIATED FUNDS	16,434,331	17,894,834	31,097,068	24,000,000
TOTAL - TOURISM	19,768,849	20,382,526	34,199,231	27,994,605

Department of Tourism

BY BUDGET CATEGORY	ACTUALS		BUDGETED 2016	RECOMMENDATION 2017
	2014	2015		

APPROPRIATED FUNDS				
GENERAL FUND				
PERSONNEL SERVICES	1,544,361	1,262,293	1,487,763	1,675,518
FRINGE BENEFITS	567,816	484,282	644,067	695,310
SUPPLIES	12,791	14,042	5,000	12,795
OTHER SERVICES	388,431	284,946	139,000	139,000
UTILITY SERVICES	123,925	67,128	103,833	86,982
CAPITAL PROJECTS	47,193	-	22,500	-
MISCELLANEOUS	-	-	50,000	-
TOTAL - GENERAL FUND	2,684,518	2,112,691	2,452,163	2,609,605
TOURISM AD REVOLVING				
OTHER SERVICES	650,000	375,000	650,000	1,385,000
TOTAL - TOURISM AD REVOLVING	650,000	375,000	650,000	1,385,000
TOTAL APPROPRIATED FUNDS	3,334,518	2,487,691	3,102,163	3,994,605
NON APPROPRIATED FUNDS				
TOURISM AD REVOLVING				
SUPPLIES	17,389	25,164	272	-
OTHER SERVICES	16,341,704	17,807,102	30,996,796	24,000,000
CAPITAL PROJECTS	75,238	62,569	100,000	-
TOTAL - TOURISM AD REVOLVING	16,434,331	17,894,834	31,097,068	24,000,000
TOTAL - TOURISM AD REVOLVING	16,434,331	17,894,834	31,097,068	24,000,000
TOTAL NON APPROPRIATED FUNDS	16,434,331	17,894,834	31,097,068	24,000,000

BY FUND TYPE	Personnel Services	Fringe Benefits	Supplies	Other Srvcs. Chrgs.	Utilities	Capital Outlays	Miscellaneous	Total
APPROPRIATED FUNDS								
GENERAL FUND								
GENERAL FUND	1,675,518	695,310	12,795	139,000	86,982	-	-	2,609,605
TOURISM AD REVOLVING	-	-	-	1,385,000	-	-	-	1,385,000
TOTAL - GENERAL FUND	1,675,518	695,310	12,795	1,524,000	86,982	-	-	3,994,605
TOTAL APPROPRIATED FUNDS	1,675,518	695,310	12,795	1,524,000	86,982	-	-	3,994,605
NON APPROPRIATED FUNDS								
GENERAL FUND								
TOURISM AD REVOLVING	-	-	426,000	23,074,000	-	-	500,000	24,000,000
TOTAL - GENERAL FUND	-	-	426,000	23,074,000	-	-	500,000	24,000,000
TOTAL NON APPROPRIATED FUNDS	-	-	426,000	23,074,000	-	-	500,000	24,000,000
TOTAL - TOURISM	1,675,518	695,310	438,795	24,598,000	86,982	-	500,000	27,994,605



OTHER



Miscellaneous

FISCAL YEAR 2017 MISCELLANEOUS REQUEST

Code	Agency/Misc Item	FY 2015 Appropriation	FY 2016 Appropriation	FY 2017 Recommendation
GENERAL FUND				
M1162	BIT - Maintenance of IT Infrastructure	800,000	800,000	1,216,513
M3103	BIT- License Fees GWAN	1,100,000	1,294,262	2,171,270
M1023	DHS - Add'l beds - Long term Care of the Elderly	465,696	465,696	465,696
M1029	DHS - United Way	37,679	30,000	40,000
M2043	DHS- V.I. Partners Recovery Village	588,000	588,000	600,000
M6140	DHS-10,000 Helpers-Outreach Workers	56,519	50,000	50,000
M6207	DHS-American Red Cross-STT	98,000	70,000	85,000
M6220	DHS-American Red Cross-STX	98,000	70,000	85,000
M0024	DHS-Bethlehem House STT	68,600	60,000	75,000
M0025	DHS-Bethlehem House STX	68,600	60,000	75,000
M5023	DHS-Catholic Charities -Outreach Workers	112,700	100,000	100,000
M8010	DHS-Center for Independent Living	58,403	58,403	75,000
M1127	DHS - COAST	37,679	-	-
M7027	DHS-Energy Crisis Program	1,470,000	1,000,000	1,000,000
M3035	DHS-Kidscope	83,300	50,000	50,000
M3136	DHS - Lutheran Church of the Reformation	63,700	50,000	-
M7039	DHS-Lutheran Social Services	37,240	30,000	30,000
M1208	DHS-Men's Coalition Counseling (Catholic Services)	19,600	16,000	20,000

FISCAL YEAR 2017 MISCELLANEOUS REQUEST

Code	Agency/Misc Item	FY 2015 Appropriation	FY 2016 Appropriation	FY 2017 Recommendation
M1204	DHS-My Brother's Workshop - STT	68,600	60,000	75,000
M1500	DHS-My Brother's Workshop STX	50,000	50,000	75,000
M1030	DHS-My Brother's Table	29,400	25,000	25,000
M1313	DHS- ST. John Community Foundation (STJ Dial-A-Ride)	39,200	35,000	40,000
M0431	DHS-STT/STJ Dial-A-Ride	66,640	60,000	75,000
M0035	DHS-STX Women's Coalition	74,480	100,000	120,000
MIS53	DHS-V.I. Coalition Cit. w/Disabilities	50,960	50,000	50,000
M2030	DHS-V.I. Res. Center for Disabled	37,240	30,000	30,000
M3110	DHS-VIVA CASA Program	55,860	50,000	50,000
M0032	DHS-Women's -Family Resource Center	135,240	120,000	120,000
M1302	DHS- QRIS	432,000	400,000	400,000
M1301	DHS-St. Patricks Afterschool Program	12,740	10,000	10,000
M1303	DHS-VI Cancer Care Program	84,672	84,672	84,672
	DHS - Caregivers Support Program - Territorial	-	-	70,000
M1501	BMV - BMV Motor Vehicle Improvements	750,000	-	-
	TCC - Contribution to Taxi License Fund	-	-	305,312
M9125	DOA Bont Tick Program	78,400	-	-
M3056	DOA-Humane Society STT	125,000	80,000	125,000
M1305	DOA-STJ Animal Care Center	40,000	30,000	50,000

FISCAL YEAR 2017 MISCELLANEOUS REQUEST

Code	Agency/Misc Item	FY 2015 Appropriation	FY 2016 Appropriation	FY 2017 Recommendation
M1306	DOA-STX Animal Welfare Center	125,000	80,000	125,000
M6085	DOE Inter Scholastic Sports Travel	166,600	150,000	-
M7149	DOE - Schools Maintenance	1,470,000	-	-
M4060	DOE-Albert Ragster Scholarship	36,000	31,000	31,000
MI111	DOE-Cont. Adult Ed. Tuition Subsidy	7,840	6,000	6,000
MI541	DOE-FBLA Grant	14,700	12,000	12,000
M4061	DOE-James A. Petersen Scholarship	20,000	18,000	18,000
M6092	DOE-TSWAME After School Program- Cancryn School	24,500	20,000	20,000
M0555	DOE - VI Career Technical Educ. Board	617,400	-	-
M1433	DOE - Maintenance of School Track and Fields	98,000	-	-
M1108	DOF - Data Archiving, Warehouse and Other Svcs.	170,932	170,000	150,000
M8008	DOF- Audit Services	2,940,000	2,900,000	2,900,000
MIS08	DOF- Dept. of Finance Claim Funds	105,840	100,000	100,000
M2103	DOF- Judges Pension Fund	721,723	721,723	721,723
M1005	DOF-Annual Maintenance (IBM)	97,027	95,000	95,000
M1004	DOF-Annual Maintenance (IDC)	45,000	45,000	10,000
MIS09	DOF-Bonding Gov't. Employees	112,500	112,500	112,500
M7150	DOF-Casino Control Commission	606,881	600,000	-

FISCAL YEAR 2017 MISCELLANEOUS REQUEST

Code	Agency/Misc Item	FY 2015 Appropriation	FY 2016 Appropriation	FY 2017 Recommendation
M2102	DOF-Elected Governor's Ret. Fund	602,267	602,267	602,267
M1002	DOF-ERP System Software	700,000	700,000	700,000
M0401	DOF-Finance Audit Accounting Assistance	200,000	200,000	200,000
M1300	DOF- Time and Attendance Software/Hardware	100,000	100,000	125,000
M1337	DOF- Telephone and Communication Services Contract	59,000	59,000	59,000
M1338	DOF- Telecheck Loss Prevention Fees	234,000	234,000	234,000
M1003	DOF-GASB45	104,600	100,000	100,000
M1107	DOF-Interest and Penalties	50,000	25,000	25,000
MI670	DOF-Grant V.I. Housing Finance Auth.	2,000,000	2,000,000	2,000,000
M9080	DOF-Grants to Territorial Bd. of the VI Hosp. Health Fac. Corp	90,000	60,000	60,000
M2101	DOF-Pension Fund	45,000	45,000	45,000
M1605	DOF-Unemployment Insurance	-	315,000	315,000
M1309	DOH - HIV Ryan White Title IV Program	225,000	225,000	225,000
M1064	DOH - HIV Medication	180,000	180,000	180,000
M3053	DOH-East End Medical Center	1,674,988	1,674,988	1,674,988
M3054	DOH-Frederiksted Health Center	1,993,916	1,993,916	1,993,916
M1202	DOH-Maintenance Contract for Ambulance Boat	75,000	75,000	75,000
MIS18	DOH-Nurse Licensure Board	274,317	274,317	274,317

FISCAL YEAR 2017 MISCELLANEOUS REQUEST

Code	Agency/Misc Item	FY 2015 Appropriation	FY 2016 Appropriation	FY 2017 Recommendation
M5035	DOH-V.I. Perinatal Inc.	568,517	568,517	568,517
M1310	DOH- Outstanding Mental Health Obligations and Other Operations	1,152,178	1,060,004	1,060,004
M1275	DOJ-Contribution to hospitals for use of morgue facilities.	235,200	200,000	200,000
M1143	DOJ-Contribution to Legal Defense Fund	50,000	50,000	50,000
MIS07	DOJ-Judgments Greater Than \$25,000	300,000	275,000	275,000
MIS06	DOJ-Judgments \$6,001 to \$25,000	160,000	150,000	150,000
M1366	DOJ-Judgments \$6,000 and Less	67,500	50,000	50,000
M8022	DOJ-Witness Protection Program	150,000	150,000	100,000
M1472	DOL-Interest payment Unemployment Trust Fund	1,750,000	1,750,000	1,750,000
M1610	DOP - Work Force Audit	-	250,000	250,000
M9017	DOP - Admin. Expenses Health Ins Board	275,000	250,000	275,000
M1106	DOP - GVI Employees' Recognition Activities	24,500	12,500	50,000
	DOP-Health Insurance Consultants	320,000	320,000	320,000
M1116/ M1608				
M0081	DOP-Health Insurance Retirees	37,440,000	37,440,000	37,440,000
MIS17	DOP-Municipal Council Pension	40,000	40,000	40,000
M1434	DOP- Certified Public Manager Program	-	60,000	150,000
M1435	DOP - Career Incentive Program	-	100,000	100,000
	DOP - Increase in Health Insurance	-	1,900,000	-

FISCAL YEAR 2017 MISCELLANEOUS REQUEST

Code	Agency/Misc Item	FY 2015 Appropriation	FY 2016 Appropriation	FY 2017 Recommendation
M7235	DOT-Christmas Carnival - STX	245,000	245,000	-
M7242	DOT-Festival & Cultural Organization, STJ	245,000	245,000	-
M7234	DOT-VI Carnival - STT	245,000	245,000	-
M1602	DOT - St. Croix Landmark Society - Whim Museum	-	20,000	25,000
M1402	DOT - Tourism Promotion	3,234,000	-	-
	DOT - Centennial Commission	-	-	250,000
M0005	DPNR-V.I. Council on the Arts	328,506	325,000	325,000
M1336	DPNR-Tutu Well Litigation Site	405,000	400,000	400,000
M1502	DPNR - Purchase and Operation of Marine Vessels	350,000	-	-
M1234	DPNR-Humanities Council	150,000	65,000	75,000
M8108	DPW- STT/STJ Inter-island Ferry	374,850	375,000	200,000
M6021	DPW-Abandoned Vehicles STT/STJ	49,000	45,000	45,000
M6022	DPW-Abandoned Vehicles STX	49,000	45,000	45,000
M1278	DPW-Iron Man Triathlon Road Repairs	98,000	90,000	90,000
M1276	DPW-Eastern Cemetry-Additional Land Acquisition	-	100,000	-
M1436/MGERS	Outstanding Employer's Contribution	2,300,000	2,000,000	2,000,000
M1600	LEGIS-Comm. Uniform State Laws	25,000	25,000	25,000
M2188	SPR- Alvin McBean Little League	7,840	7,000	10,000
M0048	SPR - Camp Arawak	56,840	18,000	25,000

FISCAL YEAR 2017 MISCELLANEOUS REQUEST

Code	Agency/Misc Item	FY 2015 Appropriation	FY 2016 Appropriation	FY 2017 Recommendation
M6040	SPR - La Leche Little League	8,330	8,000	8,000
M7016	SPR - Pan Dragons	20,580	15,000	15,000
M9215	SPR - Savan's Boy's Club	8,467	8,000	8,000
M7014	SPR - St. Thomas Swimming Association	16,934	45,000	45,000
M8067	SPR - STX Horse Race Imp. Fund- Christmas 2nd Day	24,500	24,500	24,500
M2020	SPR - Youth Programs-STT	19,051	15,000	25,000
M2020	SPR - Youth Programs-STX	19,051	15,000	25,000
M5017	SPR Amateur Boxing Program	42,140	21,000	21,000
M6259	SPR- Betterment of Carenage - Father's Day Celebration	7,840	7,000	7,000
M7019	SPR- Elmo Plaskett Little League East	7,620	7,000	7,000
M7020	SPR -Elmo Plaskett Little League West	7,620	7,000	7,000
M6134	SPR -Elrod Hendricks Little Lg West	7,620	7,000	7,000
M3101	SPR- Heritage Dancers STX	4,704	4,000	4,000
M1368	SPR- Heritage Dancers STT	4,704	4,000	4,000
M8067	SPR -STT Carnival Horse Race Purses	24,500	24,000	24,000
M3012	SPR- VI Basketball Federation	70,560	70,000	70,000
M1229	SPR-American Legion - Post 102	16,934	17,000	17,000
M1226	SPR-American Legion - Post 133	16,934	17,000	17,000
M1227	SPR-American Legion - Post 85	16,934	17,000	17,000

FISCAL YEAR 2017 MISCELLANEOUS REQUEST

Code	Agency/Misc Item	FY 2015 Appropriation	FY 2016 Appropriation	FY 2017 Recommendation
M1228	SPR-American Legion - Post 85 Auxiliary	16,934	4,500	4,500
M1225	SPR-American Legion - Post 90	4,234	17,000	17,000
M1603	SPR-American Legion - Post 131	-	4,500	4,500
M7128	SPR-Boys and Girls Club of the Virgin Islands	98,000	98,000	125,000
M1369	SPR-Chess Tournament STT/STJ	6,774	6,000	6,000
M7134	SPR-Frenchtown Civic Organization	8,467	8,000	8,000
M7134	SPR-Frenchtown Civic Organization-Heritage Week	8,467	8,000	8,000
M6135	SPR-Pistarkle Theater	11,760	11,000	11,000
M1370	SPR- S.P.A.R.K.S	21,168	20,000	20,000
M1231	SPR-St. Croix Horse Racing Association	16,934	15,000	15,000
M1232	SPR-St. Thomas Horse Racing Association	16,934	15,000	15,000
M3005	SPR-STT Zero Tolerance Bask. League	12,701	12,000	12,000
M9220	SPR-STX Swimming Association	98,000	98,000	98,000
M4012	SPR-VI Olympic Committee	186,200	186,200	186,200
M7108	SPR-Virgin Islands Special Olympics	33,869	33,869	50,000
M1371	SPR-Track and Field Federation	63,504	63,500	63,500
M1373	SPR-Mongo Nile	7,840	6,500	6,500
M1374	SPR-Smith Bay Carnival	16,660	16,000	16,000
M1376	SPR-Mon Bijou Home Owner Association Afterschool	22,050	15,000	15,000

FISCAL YEAR 2017 MISCELLANEOUS REQUEST

Code	Agency/Misc Item	FY 2015 Appropriation	FY 2016 Appropriation	FY 2017 Recommendation
M117A	SPR-USVI Boxing Program	13,230	10,000	10,000
M1377	SPR-Virgin Islands Bowling Federation	22,050	20,000	20,000
M1385	SPR - Delta Sigma Theta STT Alumnae Chapter	5,880	-	-
M7136	SPR-West Star Steel Orchestra	8,820	6,000	6,000
NEW	SPR- STX Junior Bowlers	-	-	20,000
NEW	SPR - Boy Scouts of the Virgin Islands STT	-	-	25,000
NEW	SPR - Boy Scouts of the Virgin Islands STX	-	-	25,000
NEW	SPR - Girl Scouts of the Virgin Islands STT	-	-	25,000
NEW	SPR - Girl Scouts of the Virgin Islands STX	-	-	25,000
M1280	OMB-Funding for additional critical vacancies	1,176,196	1,850,000	2,250,403
M6153	OMB-Third Party Fiduciary	3,200,000	2,600,000	1,108,800
M1279	OMB - Workmen's Compensation Increase	1,190,848	-	-
M1513	OMB - Executive Dept. Annual Lump Sum	1,500,000	-	-
M8004	OOG - BVI/VI Friendship Day	20,580	20,000	25,000
M1113	OOG - Emancipation Day Activities	9,408	9,000	15,000
M1006	OOG- Expenses for Annual Activities	-	60,000	60,000
M1111	OOG - Inaugural Activities	271,300	-	-
MIS10	OOG- Legal Services of the Virgin Islands	1,084,000	1,084,000	1,084,000
M3102	OOG-P.R. / V.I. Friendship Day	31,168	45,000	50,000
M2118	OOG-V.I. Economic Development Auth.	4,856,000	4,800,000	4,998,515

FISCAL YEAR 2017 MISCELLANEOUS REQUEST

Code	Agency/Misc Item	FY 2015 Appropriation	FY 2016 Appropriation	FY 2017 Recommendation
M1612	OOG-Early Childhood Advisory Committee	107,800	70,000	70,000
M1340	OOG-Expenses Related to ongoing closure of Hovensa	500,000	250,000	-
M7029	OOG-Government Access Channel	130,000	130,000	155,000
M2121	OTAG-Nat'l Guard Pension Fund	60,700	55,000	61,000
M1281	OVA-Veterans Medical and Burial Expenses	300,000	300,000	300,000
M5041	P&P-Dept. of Prop. & Proc. Appraisals	49,000	49,000	49,000
M0004	P&P-Insurance Gov't Bldg./Properties	7,616,929	7,616,929	7,616,929
MIS12	P&P-Renewal Fed. Flood Insurance	157,300	157,300	157,300
MI953	UVI Labor Force Survey	110,000	110,000	110,000
M1341	UVI-Outstanding Obligation to FEMA	100,000	100,000	100,000
M1342	UVI-Congressional Scholarship Program	100,000	100,000	100,000
M1343	UVI-EPSCoR	250,000	250,000	250,000
M1438	VIES - VI Primary Election	-	185,000	-
M3034	VIFS-Junior Firefighters	27,518	25,000	25,000
M1282	VIPD-Excessive Force Consent Decree	2,000,000	2,000,000	1,500,000
M7046	VIPD-Grove Place Weed and Seed Program	93,100	90,000	90,000
M0561	VIPD-Police Athletic League STT	30,380	28,000	35,000
M3062	VIPD-Police Athletic League STX	30,380	28,000	35,000
M1151	VIPD-STT Bovoni Weed & Seed Program	93,100	90,000	90,000

FISCAL YEAR 2017 MISCELLANEOUS REQUEST

Code	Agency/Misc Item	FY 2015 Appropriation	FY 2016 Appropriation	FY 2017 Recommendation
M1604	VIPD-Crime Stoppers	-	60,000	75,000
M3061	VITEMA - STJ Rescue	32,340	32,500	30,000
MIS23	VITEMA - STT Rescue	137,200	130,000	130,000
MIS24	VITEMA - STX Rescue	137,200	130,000	130,000
M0011	VITEMA-Disaster Recovery Contingency	750,000	750,000	750,000
M5034	VITEMA-Water Island Rescue	9,800	9,800	7,000
M1034	WMA- Supplemental Environmental Project	392,000	390,000	390,000
MIS15	WTJX- Virgin Islands Public Broadcasting System	3,926,701	3,950,000	4,436,061
M1545	DOT-Botanical Gardens	10,000	5,000	5,000
M9067	DOT - Estate Profit - Three Kings Celebration	5,000	5,000	5,000
M9068	DOT - El Festival Del Lechon	5,000	5,000	5,000
NEW	OLG - Coordinate participation of students in sports	-	-	14,000
NEW	OLG - Foster Improvement in Reading Scores	-	-	16,000
M1405	DOE-IAA Athletic Programs in public schools to be equally divided between each district	250,000	200,000	200,000
	DPNR- VI Cultural Heritage Institute	-	-	100,000
M1510	DPW - Erecting of Signage Bordeaux Basketball Court Milton M. Newton Recreational Park	3,000	-	-

FISCAL YEAR 2017 MISCELLANEOUS REQUEST

Code	Agency/Misc Item	FY 2015 Appropriation	FY 2016 Appropriation	FY 2017 Recommendation
	V.I. Council of the Arts - Commision Statue of	30,000	-	-
M1523	VIES - Runoff Election - Early Voting Period	390,000	-	-
M1433	DPW - Erecting Signage at Horace Clark Sports Complex	3,000	-	-
New	DOL-Unemployment Insurance Contribution for the Government of the VI	-	-	7,300,000
M1504	VIES - VI General Election	350,000	-	350,000
M1616	SRMC -Past due WAPA Obligations	-	4,000,000	-
M1617	JFL - Past due WAPA Obligations	-	4,000,000	-
	VI Taxi Cab Commission	-	130,370	-
	SRMC - Installation of Chill Water Piper	-	282,630	-
	OOG - Transfer Day Activities	-	25,000	-
	DHS - Additional Staffing for Herbert Grigg Home	-	500,000	-
	DOA - Feasiblity Study Cultivating Industrial Hemp	-	75,000	-
	DOA - Feasiblity Study Establishing a processing plant for local fruit	-	75,000	-
	TOTAL GENERAL FUND	106,650,557	106,641,863	102,845,403

FISCAL YEAR 2017 MISCELLANEOUS REQUEST

Code	Agency/Misc Item	FY 2015 Appropriation	FY 2016 Appropriation	FY 2017 Recommendation
GENERAL FUND - NL				
M1212	EDWARD W. BLYDEN SCHOLARSHIP	4,000	4,000	4,000
M1213	LEW MUCKLE SCHOLARSHIP	12,000	12,000	12,000
M1214	VALEDICTORIAN SCHOLARSHIP	25,500	25,500	25,500
M1215	SALUTATORIAN SCHOLARSHIP	17,000	17,000	17,000
M1216	EXCEPTIONAL CHILDREN SCHOLARSHIP	4,000	4,000	4,000
M1217	ANN SCHRADER SCHOLARSHIP	2,400	2,400	2,400
M1218	D HAMILTON JACKSON SCHOLARSHIP	8,000	8,000	8,000
M1221	RICHARD CALLWOOD SCHOLARSHIP	6,250	6,250	6,250
M1222	CLAUDE O MARKOE SCHOLARSHIP	8,000	8,000	8,000
M1223	EVADNEY PETERSEN SCHOLARSHIP	10,000	10,000	10,000
M1224	AMADEO FRANCIS SCHOLARSHIP	10,000	10,000	10,000
M1235	WIM HODGE SCHOLARSHIP	10,000	10,000	10,000
M1236	HILDA BASTIAN SCHOLARSHIP	10,000	10,000	10,000
M1237	MURIEL NEWTON SCHOLARSHIP	3,000	3,000	3,000
M1390	TREVOR NICHOLAS "NICK" FRIDAY SCHOLARSHIP	10,000	10,000	10,000
M1238	GENE CERGE SCHOLARSHIP	1,000	1,000	1,000

FISCAL YEAR 2017 MISCELLANEOUS REQUEST

Code	Agency/Misc Item	FY 2015 Appropriation	FY 2016 Appropriation	FY 2017 Recommendation
M1239	VI NATIONAL GUARD SCHOLARSHIP	2,000	2,000	2,000
M1240	MORRIS F. DECASTRO	90,000	90,000	90,000
M1241	WILBURN SMITH SCHOLARSHIP	4,000	4,000	4,000
M1242	CAROLINE ADAMS SCHOLARSHIP	16,000	16,000	16,000
M1243	KENNETH HARRIGAN SCHOLARSHIP	28,000	28,000	28,000
M1244	TERRITORIAL SCHOLARSHIPS (\$400,000 to be used exclusively for Territory Wide Nursing	952,816	952,816	952,816
M1245	RUTH THOMAS SCHOLARSHIP	10,000	10,000	10,000
M1246	TERRENCE TODMAN SCHOLARSHIP	10,000	10,000	10,000
M1247	EARLY ADMISSION SCHOLARSHIP	30,000	30,000	30,000
M1248	MUSIC STT SCHOLARSHIP	8,000	8,000	8,000
M1249	MUSIC STC SCHOLARSHIP	8,000	8,000	8,000
M1505	JFL - General Purposes \$2,500,000/WAPA Obligatons \$1,500,000	4,000,000	-	-
	SRMC - General Purposes \$2,500,000/WAPA Obligatons \$1,500,000	4,000,000	-	-
	DHS - Dept. of Human Services	3,401,076	-	-
	DOH - Dept. of Health	1,000,000		

FISCAL YEAR 2017 MISCELLANEOUS REQUEST

Code	Agency/Misc Item	FY 2015 Appropriation	FY 2016 Appropriation	FY 2017 Recommendation
	St. Thomas East End Medical Center	250,000		
	Fredriksted Health Care Inc.	250,000		
	Government's Health Insurance	6,240,000		
M1609	Legislative Comm. Reinvestment Initiatiave	-	1,500,000	-
	Rename the STJ Legislative Conference Room - Cleone Creque	-	10,000	-
	Upgrade Library Facilities	-	432,000	-
M1615	VIPD - Replenish Criminal Invest. Fund	-	100,000	-
	TOTAL GENERAL FUND NL	20,441,042	3,341,966	1,299,966
	TOTAL MISCELLANEOUS	127,091,599	109,983,829	104,145,369

AUTONOMOUS AND SEMI-AUTONOMOUS AGENCIES

Autonomous and Semi-Autonomous Agencies



Government Employees' Retirement System

GERS was established by Act No. 479 as an independent and separate agency of the Government of the United States Virgin Islands. Responsibility for the operation of the System and the provisions of the V.I. Code are vested in the Board of Trustees, which is composed of seven (7) members; five (5) of whom are appointed by the Governor with advice and consent of the Virgin Islands Legislature. Two (2) members are retirees. The following members comprise the current Board:

- 1) Dr. Wilbur Callender, Chairperson;
- 2) Judge Edgar Ross, Vice-Chairperson;
- 3) Carol Callwood, Member;
- 4) Vincent Liger, Member;
- 5) Desmond Maynard, Esq., Member;
- 6) Michael McDonald, Member; and
- 7) Leona Smith, Member.

The Administrator/CEO of GERS is Mr. Austin Nibbs, CPA, CGMA.

Virgin Islands Port Authority



The Virgin Islands Port Authority (VIPA) was created through Act. No. 2375 of the Seventh Legislature of the Virgin Islands on December 24, 1968. Act No. 2405 later changed the official establishment date of the Authority to February 11, 1969. The Act established VIPA as a semi-autonomous agency charged with the ownership, operation, development, and management of all air and marine ports in the United States Virgin Islands. The Authority is also responsible for the Territory's harbors, but it does not control the mooring and anchoring of vessels. It is governed by a Board of Directors which sets policy. The Executive Director is responsible for implementing these policies and overseeing the day-to-day operation of the agency. The Board is comprised of nine (9) members who represent St. Thomas, St. Croix, and St. John. Four (4) members of the Governor's Cabinet sits on the Board and serve at the discretion of the Governor. The five (5) other Board positions are reserved for private citizens who are appointed by the Governor and are subject to the approval of the Legislature of the Virgin Islands. These members are appointed to a three (3) year term of office and each is eligible for reappointment. The current members of the Board are the following:

- 1) Roberto Cintron, Chair;
- 2) Laurel Hewitt-Sewer, Vice Chair;
- 3) Jose Penn, Secretary;
- 4) Gustav James, Member;
- 5) Beverly Nicholson-Doty, Member;
- 6) Yvonne E.L. Thraen, Member;
- 7) Claude E. Walker, Member;
- 8) Vacant; and
- 9) Vacant.

The Executive Director of the Virgin Islands Port Authority is Mr. Carlton Dowe.



Virgin Islands Water and Power Authority

In 1964, the Authority was created as an instrumentality of the Government of the U.S. Virgin Islands (the "Government") pursuant to Chapter 5 of Title 30 of the U.S. Virgin Islands Code, as amended by Act 4108, approved on March 1978 and Act 4497 approved on October 23, 1980 (the "Virgin Islands Water and Power Authority Act" or the "Act"), for the purpose of developing an adequate electric and water supply for the Virgin Islands. Pursuant to the powers established by the Act, the Authority owns, operates and maintains electric generation, distribution, and general plant facilities that supply electric power and energy to over 54,000 customers in the U.S. Virgin Islands, which include the islands of St. Thomas, St. Croix, and St. John. The Authority also provides electric service to Hassel Island and Water Island, which are located near the St. Thomas harbor. Generally herein, references to the number of customers, sales and loads on the island of St. Thomas include data associated with the island of St. John, Hassel Island, and Water Island

The Acting Executive Director of the Virgin Islands Water and Power Authority is Mr. Julio Rhymer. The following are WAPA's Board Members:

- 1) Gerald Groner, Board Chair;
- 2) Juanita Young, Vice Chair;
- 3) Noel Loftus, Secretary;
- 4) Elizabeth Armstrong, Member;
- 5) Cheryl Boynes Jackson, Member;
- 6) Devin Carrington, Member;
- 7) Gustav James, Member; and
- 8) Marvin Pickering, Member.



Virgin Islands Public Finance Authority

The Virgin Islands Public Finance Authority (PFA or the Authority) was created by Act No. 5365 as a public corporation and autonomous governmental instrumentality, operating on behalf of the Government of the U.S. Virgin Islands (the Government). Its primary duties are: (1) to aid the Government of the U.S. Virgin Islands in the performance of its fiscal duties; (2) to raise capital, public or private, for essential public projects; and (3) to create programs and enter into contracts which will support the financing needs of the Government, promote economic recovery and contribute to the stability of the Territory's economy.

The U.S. Virgin Islands Code provides that the debts, obligations, contracts, bonds, assets, receipts, expenditures, accounts, funds, facilities, and property of the Authority shall be deemed to be those of the Authority and not to be those of the Government, or any of its Offices, Bureaus, Departments, Agencies, Commissions, Branches, Agents or employees.

The PFA is headed by Ms. Joanne E. Bozzuto, the Director of Finance and Administration, under the direction of the Executive Director and the Board of Directors that is chaired by the Governor of the United States Virgin Islands, the highest elected official of the Territory. The members of the PFA's Board of Directors are as follow:

1. Governor Kenneth E. Mapp, Chairman;
2. Valdamier O. Collens, Executive Director of the PFA (Commissioner, Department of Finance)
3. Nellon Bowry, Member (Director, Office of Management and Budget)
4. Pablo O'Neill, St. Croix District Member,
5. Keith O'Neale, Jr., Secretary and St. Croix District Member.

Currently, two Board vacancies exist for the St. Thomas/St. John/Water Island District.



viNGN, Inc. – Virgin Islands Next Generation Network

viNGN, INC. d/b/a Virgin Islands Next Generation Network (viNGN) was created as a public corporation on October 22, 2010, rather than as a private corporation, and established as a wholly-owned subsidiary of the Virgin Islands Public Finance Authority (PFA), just as with the PFA-owned West Indian Company Limited (WICO).

viNGN, INC.'s primary purpose is to design, engineer, construct, develop, and operate a wholesale, 100% fiber optic cable, open access, high speed broadband network, in order to provide more accessible, reliable, high speed internet connections at affordable prices and on equitable terms to ALL retail Internet Service Providers (ISPs), other broadband service providers, and public infrastructure stewards, who will, in turn, provide improved internet and other broadband services to businesses, residences, and government operations. viNGN's unprecedented build-out of a wholesale, 100% fiber optic, open access, high speed broadband network across the four (4) inhabited United States Virgin Islands, with direct connections to the U.S. mainland and to the rest of the world, is designed to accelerate broadband deployment in unserved and underserved areas, to encourage broadband use/adoption, and to support institutions that are most likely to provide significant public benefit(s).

The members of viNGN's Board of Directors are as follows:

- 1) Kenneth E. Mapp, Chairman;
- 2) Dr. Peter Schultz;
- 3) Elizabeth Armstrong; and
- 4) Jose Luis Garcia Serrano.



West Indian Company Limited

The West Indian Company Limited was created in 1993 by the Legislature of the United States Virgin Islands (USVI) through the enactment of Act No. 5826, which approved the stock purchase agreement between the Government of the Virgin Islands and Selandia Finance and Investment B.V. for the purchase of WICO.

WICO's operations consist of servicing cruise ships owned by established shipping lines and leasing building space and land to third parties pursuant to a management agreement with the Government Employees' Retirement System (GERS). WICO is composed of four (4) departments: Marine & Cruise Operations, Construction, Leasing and Maintenance (CLM), Security and Accounting.

The members of WICO's Board of Directors are as follows:

- 1) Randolph Knight, Chairperson;
- 2) Joyce Dore Griffin, Vice Chairperson;
- 3) Edward Thomas, Secretary;
- 4) Michael Watson, Chairperson of the Finance Committee;
- 5) Joseph Boschulte, Board Member;
- 6) Beverly Nicholson-Doty, Board Member;
- 7) Roberto Cintron, Board Member;
- 8) Mike Daswani; and
- 9) Ricardo Lettsome, Board Member.

The President and Chief Executive Officer of WICO is Joseph Boschulte.



Virgin Islands Economic Development Authority

The Virgin Islands Economic Development Authority (“VEDA” or “Authority”) is a semi-autonomous governmental instrumentality responsible for the development, promotion and enhancement of the economy of the U.S. Virgin Islands.

The VIEDA is the umbrella organization which assumes, integrates, and unifies the functions of the following subsidiary entities: the Economic Development Bank (“EDB”), the Economic Development Commission (“EDC”), the Economic Development Park Corporation (“EDPC”), and the Enterprise and Commercial Zone Commission (“ECZC”).

The VIEDA operates under one Governing Board (“Board”) in order to achieve maximum efficiency of operation to avoid duplication of services, positions, and responsibilities; to reduce expenses of personnel, physical plant and operations; and to develop comprehensive programs for the economic development of the U.S. Virgin Islands.

The VIEDA is a vehicle by which the Virgin Islands Government develops and nurtures the economic growth of the Territory. According to the legislation which governs the VIEDA, the Authority shall be governed by a seven (7) member board. Of the seven (7) members, three (3) shall not be employees of the Government of the Virgin Islands or the Government of the United States and shall be appointed by the Governor, with the advice and consent of the Legislature, for a term of three (3) years. Of the three (3) non-governmental employees, one must be a resident of St. Thomas, one must be a resident of St. John, and one must be a resident of St. Croix. Three (3) members shall be cabinet-level appointees. One (1) member shall be appointed from either the Board or executive staff of the Employees Retirement System of the Government of the Virgin Islands, Virgin Islands Port Authority, or the University of the Virgin Islands. Government members shall serve during the term of their government position, at the pleasure of the Governor, and may not receive compensation for their service on the Board. Non-government members are compensated at a rate of \$75.00 a day, or any fraction thereof. All members are entitled to per diem or reimbursement for necessary travel expenses.

Members of the Board of Directors are as follows:

- 1) José A. Penn, Interim Chairperson;
- 2) Phillip Payne, Interim Vice-Chairperson;
- 3) Avery Lewis, Secretary;
- 4) Haldane Davies, Member;
- 5) Juan Figueroa, Member
- 6) Catherine Hendry, Member; and
- 7) Simon Jones Hendrickson, Member.

The Acting Chief Executive Officer (“CEO”) of the VIEDA is Mr. Wayne A. Biggs.



Virgin Islands Housing Authority

The Virgin Islands Housing Authority and the United States Department of Housing and Urban Development (HUD) entered into Annual Contributions Contract No. PR-37, dated May 26, 1959, as amended thereafter, pursuant to which the VIHA agreed to develop and operate certain low-rent housing, with the United States Department of Housing and Urban Development maintaining the low-rent character of such housing. The Housing Authority’s powers, duties, and functions are pursuant to V.I. Code Ann. Title 29, Chapter I, as amended by Act No. 5523.

VIHA is federally funded through three primary programs: 1) the Public Housing Program; 2) the Housing Choice Voucher Program (HCVP); and 3) the Capital Fund Program (CFP). Total annual federal funding for all programs averages approximately \$40 million. Public Housing receives \$21 million; HCVP, \$14 million and CFP, \$5 million.

VIHA's fiscal year is a calendar year and the combination of several funding sources facilitates a full time staff allocation of 181 employees.

The current business model (asset management) for Public Housing comprises eleven (11) overall cost centers, ten (10) cost centers or groupings of properties, and one (1) Central Office Cost Center (COCC) that comprises a main office in each district. In Fiscal Year 2015, the Housing Authority has projected expenses of approximately \$25M. To cover these expenses, there are two (2) primary sources of funds: rental income and a subsidy from HUD. If those two sources are insufficient, the Low Income Housing Operating Budget is supplemented with funds from the CFP.

The eleventh primary cost center is the COCC (main offices in St. Thomas and St. Croix) which has revenues of \$3.6M and expenses of \$3.5M. The COCC performs administrative functions (e.g. finance, IT, auditing, reporting to HUD) and is funded through fees charged to the ten project groupings and the voucher program for centralized services.



Virgin Islands Housing Finance Authority

The Virgin Islands Housing Finance Authority (VIHFA) was created in 1981 by the Legislature of the United States Virgin Islands (USVI) through the enactment of Act No. 4636, the Virgin Islands Home Owners Construction and Mortgage Assistance Act. The Authority was created to address the existing shortage of low- and moderate-income housing in the Territory. The Authority is composed of six (6) service providing Units: Homeownership, Planning and Construction, Federal Programs, Collections and Servicing, Accounting, and Rental Properties.

The members of the VIHFA Board of Directors are as follows:

- 1) Nellon L. Bowry, Chairperson;
- 2) Calford S. Martin, Secretary;
- 3) Dawn L. Henry, Esquire, Board Member; and
- 4) Carmen M. W. Hedrington, Board Member.

The Executive Director is Ms. Adrienne L. Williams.



Virgin Islands Lottery

The Virgin Islands Lottery (VIL) was founded in 1937 and its mandate was amended in 1971, within Title 32, Chapter 13 of the Virgin Islands Code. VIL is an instrumentality of the Government of the United States Virgin Islands and is the oldest continuous lottery of any state or territory. For the past seventy-eight (78) years, VIL has been part of the social structure of the Territory of the Virgin Islands. From its inception, the traditional or "passive game" has been its staple, providing employment and a means of extra income for participants. The Lottery has experienced significant growth and development. VIL has increased its portfolio of games as a value-added measure and as a means of increasing players' satisfaction. As a result, the agency has become a more visible and viable contributor to the economy of the U.S. Virgin Islands.

An Executive Director, appointed by the Governor and supervised by the Virgin Islands Lottery Commission, manages VIL, the official lottery of the Virgin Islands. The Commission is comprised of the Department of Finance Commissioner, the Office of Management and Budget Director and five (5) appointed members. Each member of the Commission serves for a period of four (4) years. The Lottery Commission is the policy-making body, providing

advice and oversight on operating and administrative activities. The Commission is authorized to promulgate rules and regulations governing the establishment and operations of the Lottery. The rules and regulations may include, but are not limited to, the passive game, lotteries conducted and classified as video gaming machines, slot machines, or any other type of gaming machine or device.

The Virgin Islands Lottery operates its income as an enterprise-fund parallel to operations in the private sector and uses the full accrual basis of accounting in accordance with the Generally Accepted Accounting Principles (GAAP) in the United States of America.



Virgin Islands Public Television System - WTJX

The Virgin Islands Public Television System with the FCC-granted call letters, WTJX, was created on November 13, 1968 as an independent, autonomous instrumentality. Governor Ralph M. Paiewonsky created the Virgin Islands Public Television Commission in the 60s and requested a feasibility study to recommend the best structure for Public Television in the Virgin Islands. Subsequently, the Virgin Islands Public Television System, otherwise known as WTJX, was established by Act 2364, by the Seventh Legislature of the Virgin Islands.

For over 40 years, WTJX has provided quality television to the people of the Virgin Islands and enriched lives, stimulated thinking, and increased public understanding of our complex world. WTJX has gone all digital, light years ahead of the analog broadcast signal that had been in use for more than 50 years. By converting to digital technology, WTJX ensures that our culturally and socially diverse audience has access to free, locally-based, enriching programs and education services.

As are all Public Television Stations, the Virgin Islands Public Television System is eligible for funds from the Corporation for Public Broadcasting (CPB), which is a private corporation created by the Federal government. It is the largest single source of funding for television and radio programming; and, like all broadcast outlets, the Virgin Islands Public Television System is regulated by the Federal Communication Commission (FCC). WTJX is an affiliate of the Public Broadcasting Service (PBS) a private, non-profit media enterprise, owned and operated by member stations. PBS produces and distributes rich, high-quality, television programs. The Government of the Virgin Islands' Executive and Legislative Branches, which appropriates and allots 85% of funds for WTJX's operation, exercise some oversight.

The Chief Executive Officer is Ms. Tanya-Marie Singh, who is responsible for the day-to-day operation of the System. WTJX-TV Channel 12 is run by a Board of Directors. The following are the current board members of the Virgin Islands Public Television System:

- 1) Jose Raul Carrillo, Chairman;
- 2) George Moore, Vice Chairman;
- 3) James A.D. Francis, Treasurer;
- 4) Dr. Eugene Petersen, Secretary;
- 5) Dr. Laverne E. Ragster, Member;
- 6) Dr. David Hall, Member;
- 7) Dr. Sharon McCollum, Member;
- 8) Nandi Sekou, Member;
- 9) Kimberly Jones, Member;
- 10) Nellon Bowry, Member



Election System of the Virgin Islands

The Election System of the Virgin Islands (ESVI) was created through Act No. 936 on February 20, 1963, by the Legislature of the Virgin Islands. The authority for the Election System of the Virgin Islands is derived from Title 18 of the Virgin Islands Code. The statute establishes the organizational structure of the Agency, which is comprised of four divisions: Joint Boards of Elections, St. Thomas-St. John District Board of Elections, St. Croix District Board of Elections, and the Office of the Supervisor of Elections. Each District Board of Elections consists of seven (7) members elected from the respective districts for a four (4) year term; the St. Thomas-St. John District must include two (2) members who reside on the island of St. John. The Boards are the policy making bodies of the Election System of the Virgin Islands.

The following are current members of the Joint Boards:

- 1) Arturo Watlington, Jr., Esq., Chair;
- 2) Adelbert M. Bryan, Vice-Chair;
- 3) Glenn Webster, Secretary;
- 4) Barbara Jackson McIntosh;
- 5) Lilliana Belardo de O'Neal;
- 6) Raymond J. Williams;
- 7) Roland Moolenaar;
- 8) Lisa Harris Moorhead;
- 9) Alecia Wells;
- 10) Carla J. Joseph;
- 11) Ivy K. Moses;
- 12) Diane J. Magras-Urena;
- 13) Lawrence Boschulte; and
- 14) Lydia Hendricks.

The Supervisor of Elections is Ms. Caroline Fawkes.



Hospital and Health Facilities Corporation

Hospital & Health Facilities Corporation

In accordance with Act No. 6012, as amended by Act No. 6279, the Virgin Islands Government Hospital and Health Facilities Corporation was established to ensure that quality, comprehensive health care is available to residents and visitors throughout the territory. The Corporation, whose authority was expanded to incorporate the functions of human resources, the procurement of goods and/or services, and the financial management of the Hospital Revolving Fund, is committed to providing effective, affordable quality health care by implementing a new management structure that preserves decentralized control over health care facilities, yet incorporates the benefits of territory-wide planning and coordination.



Schneider Regional Medical Center

The Schneider Regional Medical Center (SRMC) is a semi-autonomous agency within the Virgin Islands Government. Our facilities include the Roy Lester Schneider Hospital, the Charlotte Kimelman Cancer Institute, and the Myrah Keating Smith Community Health Center on St. John.

SRMC's hospital is a 169-bed, licensed facility that offers a plethora of services. The Cancer Institute has advanced technology in cancer detection and treatment, and the Myrah Keating Smith Community Center provides a variety of primary health care services and is the only health center on St. John that offers 24-hour urgent care, seven (7) days a week. SRMC has a solid base of highly skilled and qualified physicians, surgeons, and clinical practitioners committed to providing optimal care. SRMC is exploring opportunities to expand its services at all three (3)

facilities and add new technology to further enhance the quality of care we provide, such as digital mammography, pacemaker insertions, surgical ablations (as an alternative to total hysterectomies), and electroconvulsive therapy.



Governor Juan F. Luis Hospital and Medical Center

The Governor Juan F. Luis Hospital's mission is to drive the improvement of the health of those we serve, while exemplifying compassion and respect.

All hospital personnel integral parts of a team that encourages innovation and single-minded dedication to improving the health of those we serve. We pledge to improve the quality of healthcare through a disciplined approach involving a significant investment of commitment, time, capital, and collaboration. In future years, we will attract and retain first-rate team members who will achieve extraordinary results for those who we serve. The quality of our customer service will attract patients and physicians as we continually improve our skills, services, methods and products to ensure enduring results.

JFLH's core responsibilities are:

- To deliver healthcare services of exceptional quality and value
- To create an environment of teamwork that bolsters employee morale
- To recognize and continually develop and encourage partnerships with employees, volunteers, patients, physicians, and other providers
- To generate sufficient profits for our health system to continually improve our ability to provide quality care
- To value and promote respect for and between our patients, their families, physicians, team members, and community
- To foster a strong bond between our community and team members
- To nurture, encourage, and celebrate the growth of our health system
- To continuously develop, research, and implement innovative and efficient healthcare products and services



Office of the Virgin Islands inspector General

The Virgin Islands Inspector General's Office, formerly the Virgin Islands Bureau of Audit and Control, was created on December 14, 1999, with the passage by the Virgin Islands Legislature of Act No. 6333. As a separate, independent agency of the Government of the Virgin Islands, the Virgin Islands Inspector General's Office functions as the major auditing arm of the Government. Act No. 6333 gave the Virgin Islands Inspector General's

Office additional responsibilities to: a) conduct audits, inspections and investigations of programs and operations of the Virgin Islands Government; b) provide leadership in coordinating and recommending policies to promote economy, efficiency and effectiveness in the operations of the Virgin Islands Government; c) investigate and recommend policies to prevent fraud, waste, and abuse; d) refer criminal conduct to the Attorney General for criminal action; and, e) bring monetary losses to the attention of the Attorney General for appropriate recovery by civil suit.

The audit and investigative authority of the Virgin Islands Inspector General's Office extends to all three branches of the Virgin Islands Government, including the semi-autonomous and autonomous instrumentalities. The law requires that audits be performed in accordance with standards established by the United States General Accounting Office and the American Institute of Certified Public Accountants.



Virgin Islands Waste Management Authority

The Virgin Islands Waste Management Authority (VIWMA) was created in January 2004 by the 25th Legislature of the Virgin Islands to provide solid waste and waste water management services to the people of the United States Virgin Islands. Act No. 6638 established the VIWMA as a non-profit, public body, corporate and politic, of the Government of the Virgin Islands (GVI). It is constituted as an autonomous instrumentality of the GVI with a Governing Board of Directors comprised of seven (7) members, three (3) from the public sector and four (4) from the private sector. The following five Board Members currently serve: Valdamier O. Collens, Acting Chairman; Norbert Rosado, Acting Secretary; LaVerne Ragster, Member; and Gustave James, Member.

The VIWMA provides solid waste collection and disposal services to residential and governmental customers throughout the Territory. Commercial customers must collect and dispose of their solid waste. VIWMA provides waste water collection, treatment, and disposal services to residential, governmental, and commercial customers connected to the public sewer system.



Virgin Islands Board of Education

The Virgin Islands Board of Education was established almost sixty-five (65) years ago to oversee specific functions in education. These functions include, but are not limited to, the following:

- 1) Oversight of the Territorial Scholarship/Loan Program;
- 2) Oversight of Special Legislative Grants;
- 3) Oversight of federal monies in the Department of Education;
- 4) Certification of education professionals;
- 5) Initiation and revision of educational policies; and
- 6) Oversight of school plants and facilities.

The Board consists of nine (9) elected members, four (4) from the St. Thomas/St. John District, four (4) from the St. Croix District, and one (1) member-at-large from the island of St. John. Current Board Members are as follows:

- | | |
|---|---|
| 1) Winona A. Hendricks, St. Croix District; | 7) Nandi Sekou, Esq., St. Thomas/St. John District; |
| 2) Mary L. Moorhead, St. Croix District; | 8) LaVerne Slack, St. Thomas/St. John District; |
| 3) Terrence T. Joseph, St. Croix District; | and |
| 4) Martial Webster, Esq., St. Croix District; | 9) Oswin Sewer, Sr., Member-At-Large. |
| 5) Judy M. Gomez, Esq., St. Thomas/St. John District; | |
| 6) Arah C. Lockhart, St. Thomas/St. John District; | |

**GOVERNMENT OF
THE UNITED
STATES VIRGIN
ISLANDS**

**Virgin Islands Career
and Technical
Education Board**

Virgin Islands Career and Technical Board

The Virgin Islands Career and Technical Board (VICTEB) was established in 1950 by Title 17, Chapter 23, Subchapter I, Subsection 261 and 262. The VICTEB is responsible for the administration of all Career and technical Education (CTE) programs in the territory's schools. Teacher Certification is also the responsibility of the VICTEB along with the approval of all Private CTE schools or programs in the Virgin Islands.

There are three (3) units within VICTEB. The Executive Office implements the VICTEB's initiatives and has oversight of Scholarships. Financial Management has oversight of the Board's accounting and budget management; and the Administrative Office processes and documents information, to include data collection and dissemination.

VICTEB is comprised of five (5) members:

1. Daniel P McIntosh: Board Chairman (St. Croix District);
2. Ilene Garner: Vice Chairperson (St. Thomas District);
3. Ronnie Jones: Treasurer (St. John);
4. Adlyn Williams: Secretary (St. Thomas District); and
5. Eddie Williams: Member (St. Croix District).



University of the Virgin Islands

The University was opened in July, 1963, with a campus on St. Thomas consisting of 175 acres of land previously occupied by a Navy Department installation and deeded to the University by the federal government for educational purposes. Two types of programs, a liberal arts program and occupational program, were offered leading to an associate in arts degree. To provide educational opportunities for the residents of St. Croix at the University level, an evening program was established in October 1964 on a 125 acre campus obtained from the federal government.

The University of the Virgin Islands (UVI) is a public liberal arts-based Masters II university, a Historically Black College and University and a Land-Grant institution. UVI has a combined enrollment of approximately 2,500 full-time, part-time and graduate students on its two campuses, St. Thomas and St. Croix. It continues to offer a high quality, affordable liberal arts education and professional programs in a culturally diverse environment. The University's objective is to be recognized as the leading American institution of higher learning in the Caribbean.

The University is currently governed by an 14 member Board of Directors. The Board members are:

- 1) Governor Kenneth E. Mapp, Honorary Chairman;
- 2) Henry C. Smock, Esq., Chairman;
- 3) Alexander Moorhead, Vice Chairman;
- 4) Dr. David Hall, Secretary;
- 5) Dr. Sharon McCollum, Member;
- 6) Oran Bowry, Member;
- 7) Jacqueline A. Sprauve, Member;
- 8) Jennifer Nugent-Hill, Member;
- 9) Dr. Yvonne E. L. Thraen, Member;
- 10) Devon Williams, Member;
- 11) Mary Moorehead, Member;
- 12) Dr. Richard Hall, Member
- 13) Sinclair L. Wilkinson; and
- 14) Dr. Wesley S. Williams, Jr.

In 2009, Dr. David Hall was named the fifth president of the University of the Virgin Islands.

GLOSSARIES

Description of Federal Grants Acronyms

ABD	Aged, Blind, and Disabled	CTS	Consolidated Technology Solutions-America
ABE	Adult Basic Education	CTTN	Complex Trauma Treatment Network
ACA	Affordable Care Act	CQI	Continuous Quality Improvement
ACBO	Association of Caribbean Beekeepers Organizations	CVSP	Commercial Vehicle Safety Plan
ADA	American with Disabilities Act	CWA	Clean Water Act
ADAP	Aids Drugs Assistance Program	CY	Calendar Year
ADT	Animal Disease Traceability	CZM	Coastal Zone Management
AES	Agriculture Experiment Station	DAHHP	Division of Archeology and Historic Preservation
AED	Automated External Defibrillators	DL	Driver's Licenses
AFDC	Aid to Families with Dependent Children	DEE	Division of Environmental Enforcement
AIDS	Acquired Immunodeficiency Virus Syndrome	DEP	Division of Environmental Protection
ALP	Acceptable Level of Performance	DFW	Division of Fish and Wildlife
AMS	Agricultural Marketing Services	DHS	Department of Homeland Security
AP	Advanced Placement	DHS	Department of Human Services
AQS	Air Quality Standards	DHHS	Department of Health and Human Services
AR	Administrative Review	DI	Differentiated Instruction
ARIDE	Advanced Roadside Impaired Driving Enforcement	DL	Driver's Licenses
ARNG	Army Reserve National Guard	DLAM	Division of Libraries, Archives and Museums
ASSP	After School Snack Program	DLCA	Department of Licensing and Consumer Affairs
ATG	Automatic Tank Gauging	DMC	Disproportionate Minority Contract
ATP	Authorization to Proceed	DMSE	Diabetes Self-Management Education Programs
AWA	Adam Walsh Act	DOD	Department of Defense
BER	Bureau of Economic Research	DOT/FHWA	Department of Transportation's Federal Highway Administration
BIPs	Behavior Intervention Plans	DOT/FTA	Department of Transportation's Federal Transit Administration
BJA	Bureau of Justice Assistance	DPNR	Department of Planning and Natural Resources
ATP	Authorization to Proceed	DPW	Department of Public Works
AWA	Adam Walsh Act	DSO	Disinstitutionalization of State Offenders
BER	Bureau of Economic Research	DSPR	Department of Sports, Parks, and Recreation
BIPs	Behavior Intervention Plans	DTO	Drug Trafficking Organizations
BIT	Bureau of Information Technology	DUI	Driving Under the Influence
BJA	Bureau of Justice Assistance	DVOP	Disabled Veterans Outreach Program
BJS	Bureau of Justice Statistics	DWA	Drinking Water Act
BLS	Bureau of Labor Statistics	DWI	Driving While Impaired
BMV	Bureau of Motor Vehicles	DWSRF	Drinking Water State Revolving Fund
BOC	Bureau of Corrections	EA	Emergency Assistance
CACFP	Child and Adult Care Food Program	EAD	Election Assistance for Individuals with Disabilities
CAA	Clean Air Act	EBC	Extended Benefit Compensation
CACGP	College Access Challenge Grant Program	ECAC	Early Childhood Advisory Committee
CAPS	Cooperative Agreement Pest Survey	ECAP	Energy Crisis Assistance Program
CCDBG	Child Care and Development Block Grant	ECCS	Early Childhood Comprehensive System
CCDF	Child Care and Development Fund	ECR	Electronic Crash Reporting
CCVI	Catholic Charities of the Virgin Islands	EDA	U.S. Economic Development Administration
CDC	Centers for Disease Control and Prevention	ED&A	Department of Economic Development & Agriculture
CDL	Commercial Driver's Licenses	EDIN	Energy Development in Island Nation
CDLIS	Commercial Driver's License Information System	EDM	Electronic Document Management
CDTI	Clean Diesel Technologies, Inc	EECBG	Energy Efficiency and Conservation Block Grant
CEDS	Comprehensive Economic Development Strategy	EEMP	East End Marine Park
CERCLA	Comprehensive Environmental Response Compensation and Liability Act	EID	Emergency Infections Disease
CFLs	Compact Florescent Light Bulbs	EEZ	Exclusive Economic Zone
CFR	Code of Federal Regulations	EFC	Expected Family Contribution
CIL	Cash In-Lieu	EFLHD	Eastern Federal Lands Highway Division
CMS	Center for Medicare and Medicaid Services	EHRs	Electronic Health Records
CMV	Commercial Motor Vehicle	EIP	Emerging Infections Program
CN	Child Nutrition	ELC	Epidemiology and Laboratory Capacity
CO	Correctional Officers	ELL	English Language Learning
COPS	Community Oriented Policing	EMPG	Emergency Management Performance Grant
CPHA	Caribbean Public Health Agency	EMS	Emergency Medical Services
CPI	Consumer Price Index	EMSC	Emergency Medical Services for Children
CPS	Child Passenger Safety	EMSPCR	Emergency Medical Services Patient Care Reporting
CRCP	Coral Reef Conservation Programs	EMT	Emergency Medical Technicians
CRI	Coral Reef Initiative	EFAME	Enhanced Federal Annual Monitoring Evaluation
CSA	Criminal Justice Information Systems Agency	EPA	Environmental Protection Agency
CSHCN	Children with Special Health Care Needs	ERG	Expense Reimbursement Grants
CSENet	Child Support Enforcement Network	ERP	Enterprise Resource Planning
CSO	Criminal Justice Information Systems Officer	ESEA	Elementary and Secondary Education Act
CSTARS	Child Support Territorial Automated Reporting System	ESGR	Re-Employment Support of Guard and Reserve
CTE	Career and Technical Education	ESL	English as a Second Language

Description of Federal Grants Acronyms

ESS	Electronic Security System	MAP	Medical Assistance Program
EUC	Extended Benefit Compensation	MCA	Master Cooperative Agreement
EUDL	Enforcing Underage Drinking Laws	MCH	Maternal and Child Health
FAD	Fish Aggregating Devices	MCHB	Maternal Child Health Bureau
FAME	Federal Annual Monitoring Evaluation	MCH-CC	Maternal Child Health and Child Care
FAS	Fetal Alcohol Syndrome	MCSAP	Motor Carrier Safety Assistance Program
FASA	Free Application for Federal Student Aid	MCSO	Monroe County Sheriff's Office
FBI	Federal Bureau of Investigation	MLO	Money Laundering Organizations
FCEs	Full Compliance Evaluations	MMIS	Medicaid Management Information System
FDA	U.S. Food and Drug Administration	MPA	Marine Protected Areas
FEMA	Federal Emergency Management Agency	MOE	Maintenance of Effort
FFP	Federal Financial Participation	MOU	Memorandum of Understanding
FFVP	Fresh Fruits and Vegetable Program	MRC	Medical Reserve Corp
FFY	Federal Fiscal Year	MREC	Marine Research and Education Center
FGP	Foster Grandparents Program	MYMS	Multi Year Monitoring Strategy
FHWA	Federal Highway Administration	NAAQS	National Ambient Air Quality Standards
FMAP	Federal Medical Assistance Percentage	NANI	Newborn Admission Notification Information
FMCSA	Federal Motor Carrier Safety Administration	NCHIP	National Criminal History Improvement Program
FNS	Food and Nutrition Services	NCIC	National Crime Information Center
FQHC	Federally Qualified Health Centers	NCP	Non-Custodial Parents
FSA	Farm Service Agency	NCRMP	National Coral Reef Monitoring Program
FSCC	Forest Stewardship Coordinating Committee	NDNH	National Directory of New Hires
FY	Fiscal Year	NEMSIS	National Emergency Medical Service Information System
GED	General Educational Development	NEPA	National Environmental Protection Act
GGCF	Golden Grove Correctional Facility	NFAs	No further Actions
GVI	Government of the Virgin Islands	NFP	Nurse Family Partnership
GWSI	Groundwater Site Inventory	NGB	National Guard Bureau
HHFKA	Healthy, Hunger-Free Kids Act	NHTSA	National Highway Traffic Safety Administration
HFA	Health Families America	NMFS	National Marine Fisheries Service
HIE	Health Information Exchange	NOAA	National Oceanic and Atmospheric Administration
HIDTA	High Intensity Drug Trafficking Areas	NOI	Notice of Intent
HIV/AIDS	Human Immunodeficiency Virus/Acquired Immune Deficiency Syndrome	NOV	Notice of Violations
HPF	Historic Preservation Fund	NPS	National Park Services
HPP	Hospital Preparedness Program	NPS	Nonpoint Source
HRSA	Health Resources and Services Administration	NRCS	Natural Resource Conservation Service
HSGP	Homeland Security Grant Program	NSA	Nutrition Services Administration
ICIS	Integrated Compliance Information System	NSOPW	National Sex Offender Public Website
IDEA	Individuals with Disabilities Education Act	NSLP	National School Lunch Program
IEP	Individual Educational Plans	NTHMP	National Tsunami Hazards Mitigation Program
IHSIS	Improvement Hearing Screening and Intervention System	OCSE	Office of Child Support Enforcement
IITF	International Institute of Tropical Forestry	OAG	Office of the Attorney General
IMLS	Institute of Museum and Library Services	OB	Older Blind
ITA	Individual Training Accounts	OHS	Office of Highway Safety
ITS	Intelligent Transportation System	OIA	Office of Insular Affairs
IVR	Interactive Voice Response	OIG	Office of Inspector General
IUP	Intended Use Plans	OMB	Office of Management and Budget
JABG	Juvenile Accountability Block Grant	ONDCCP	Office of National Drug Control Policy
JAG	Byrne/Justice Assistance Grant	OOG	Office of the Governor
JEA	Joint Enforcement Agreement	OSHA	Occupational Safety and Health Administration
JFJ	John R. Justice	OSHS	Occupational Safety and Health Statistics
JFHQ	Joint Force Headquarters	OSHSPA	Occupational Safety and Health State Plan Association
JICMS	Joint Institute for Caribbean Marine Studies	OTAG	Office of the Adjutant General
JJDP	Juvenile Justice and Delinquency Prevention	OTPD	Office of the Territorial Public Defender
JOBS	Job Opportunity and Basic Skills Training	OVC	Office for Victims of Crime
LAP	Language Accomplishment Profile	OVW	Office on Violence Against Women
LBJ	Lyndon Baines Johnson	PA	Public Assistance
LDM	Leak Detection Monitoring	PADDDP	Public Access Defibrillation Demonstration
LEA	Local Education Agencies	PAHO	Pan American Health Organization
LEPC	Law Enforcement Planning Commission	PPHF	Prevention and Public Health Fund
LGO	Office of the Lieutenant Governor	P&P	Property and Procurement
LIEAP	Light, Energy, Heating, Assistance Program	PAHPRA	Pandemic and All-Hazards Preparedness Reauthorization Act
LMI	Labor Market Information	PATH	Projects for Assistance in Transition from Homelessness
LRE	Least Restrictive Environment	PBIS	Positive Behavioral Intervention Support
LSTA	Library Services and Technology Act	PBS	Public Broadcasting System
LUST	Leaking Underground Storage Tank	PCR	Patient Care Report
LVER	Local Veterans Employment Representative	PCSD	Paternity & Child Support Division
LWCF	Land & Water Conservation Fund	PDMC	Pre-Disaster Mitigation Competitive
MAI	Minority Aids Initiative	PFL	Prime For Life

Description of Federal Grants Acronyms

PHEP	Public Health Emergency Preparedness	TANF	Temporary Assistance for Needy Families
PHIN	Public Health Information Network	TB	Tuberculosis
PI&E	Public Information and Education	TBT	Tributyl-Tin
PPG	Performance Partnership Grant	TCO	Trans-National Criminal Organization
PREA	Prison Rape Elimination Act	TEFAP	The Emergency Food Assistance Program
PREP	Personal Responsibility Education Program	TCORP	Territorial-wide Comprehensive Outdoor Recreation Plan
PSA	Public Service Announcements	TCRMP	Territory Coral Reef Monitoring Program
PTIG	Process and Technology Improvements Grant	TIB	Traffic Investigation Bureau
PTTI	Petroleum Tank Training Institute	TITL	Technology Integration to Improve Teaching and Learning
PVC	Polyvinyl Chloride	TPDES	Territorial Pollutant Discharge Elimination System
PWS	Public Water Systems	TPQ	Teacher/Paraprofessional Quality
PWSS	Public Water System Supervision Program	TRC	Total Recordable Cases
QA	Quality Assurance	TR	Traffic Records
QLH	Queen Louise Home	TTIP	Territory-wide Transportation Improvement program
QRIS	Quality Rating Improvement System	TTSORS	Tribe and Territory Sex Offender Registry System
RCAC	Rural Community Assistance Corporation	TRCC	Traffic Records Coordinating Committee
RCCI	Residential Child Care Institutions	U&CF	Urban & Community Forestry
RCRA	Resource Conservation and Recovery Act	UI	Unemployment Insurance
RD	Rural Development	USDA	United States Department of Agriculture
REA	Reemployment and Eligibility Assessment	USDE	United States Department of Education
REAL ID	Real Identification	USDOT	U.S. Department of Transportation
RFP	Request for Proposal	USFWS	United States Fish and Wildlife Services
RSAT	Residential Substance Abuse Treatment	UST	Underground Storage Tank
RSVP	Retired and Senior Volunteer Program	USVI	United States Virgin Islands
RTI	Regional Training Institute	UVI	University of the Virgin Islands
SAC	Statistical Analysis Centers	VA	Veterans Affairs
SAE	State Administrative Expense	VAWA	Violence Against Women Act
SAF	State Administrative Fund	VCP	Volunteer Clean-up Program
SAM	System for Award Management	VFC	Vaccine For Children
SAMHSA	Substance Abuse and Mental Health Services Administration	VI	Virgin Islands
SBP	School Breakfast Program	VIALS	Virgin Islands Automated Library System
SBR	Supplemental Budget Requests	VIBOC	Virgin Islands Bureau of Corrections
SBS	State Based Systems	VI R&R	Virgin Islands Rules and Regulations
SCAAP	State Criminal Alien Assistance Program	VIC	Virgin Islands Code
SCORP	State-wide Comprehensive Outdoor Recreation Plan	VIDE	Virgin Islands Department of Education
SCSEP	Senior Community Service Employment Program	VIDOA	Virgin Islands Department of Agriculture
SCTG	School Climate Transformation Grant	VIDOJ	Virgin Islands Department of Justice
SDNH	State Directory of New Hires	VIDOL	Virgin Islands Department of Labor
SDWA	Safe Drinking Water Act	VIDOSH	Virgin Islands Division of Occupational Safety and Health
SEA	St. Croix Environmental Association	VIEMS	Virgin Islands Emergency Medical Services
SEAMAP	South East Area Monitoring and Assessment Program	VIEO	Virgin Islands Energy Office
SEP	State Energy Program	VieWS	Virgin Islands Electronic Workforce System
SFSP	Summer Food Service Program	VIFS	Virgin Islands Fire Services
SFSP-SAF	Summer Food Service Program State Administrative Fund	VIFPP	Virgin Islands Family Planning Program
SLAA	State Library Administrative Agencies	VIIRS	Virgin Islands Immunization Registry System
SLIGP	State and Local Implementation Grant Program	VING	Virgin Islands National Guard
SMA	State Medicaid Agencies	VIOHS	Virgin Islands Office of Highway Safety
SMP	Senior Medicare Patrol	VIPCR	Virgin Islands Patient Care Report
SMP	Special Milk Program	VIPA	Virgin Islands Port Authority
SNAP	Supplemental Nutrition Assistance Program	VIPD	Virgin Islands Police Department
SNS	Strategic National Stockpile	VIPLS	Virgin Islands Public Library System
SNP	Special Nutrition Program	VISAC	Virgin Islands Statistical Analysis Center
SOC	Significant Operational Compliance	VISDWA	Virgin Islands Safe Drinking Water Act
SORNA	Sex Offender Registration and Notification Act	VISHIP	Virgin Islands State Health Insurance Assistance Program
SRCL	Striving Readers Comprehensive Literacy	VISHPO	Virgin Islands State Historic Preservation Office
STTMOI	St. Thomas Major Organization Investigations	VITAX	Virgin Islands Tax (System)
SPFSIG	Strategic Prevention Framework State Incentive	VITEMA	Virgin Islands Territorial Emergency Management Agency
SSDI	State Systems Development Initiative	VITRCC	Virgin Island Traffic Records Coordinating Committee
SY	School Year	VIWMA	Virgin Islands Waste Management Authority
SHIP	State Health Insurance Assistance Program	VR	Vocational Rehabilitation
SSI	Social Security Insurance	VRAP	Veteran Reintegration Assistance Program
SSP	State Services Portal	VR	Vocational Rehabilitation
STAG	Supplemental Territorial Assistance Grant	VS	Veterinary Services
STD	Sexually Transmitted Disease	WAP	Weatherization Assistance Program
STEER	St. Thomas East End Reserves	WAP	Wildlife Action Plan
STXEEMP	St. Croix East End Marine Park	WIA	Workforce Investment Act

Description of Federal Grants Acronyms

WIC Women, Infants, and Children
WTIX Virgin Islands Public Television
WQMP Water Quality Management Projects
WQX Water Quality Exchange
YAP Youth Apprenticeship Program
YRC Youth Rehabilitation Center
WIA Workforce Investment Act

WIC Women, Infants, and Children
WTIX Virgin Islands Public Television
WQMP Water Quality Management Projects
WWTP Wastewater Treatment Plant
WQX Water Quality Exchange
YAP Youth Apprenticeship Program
YRC Youth Rehabilitation Center

Description of Funds

Adult Education Fund

The Adult Education Fund was created pursuant to Title 17, Chapter 21, Section 242, Virgin Islands Code (VIC). All tuition fees paid by students attending evening classes shall be deposited in the Adult Education Fund. Monies shall be disbursed by the Commissioner of Finance exclusively for use of the adult education program, established and authorized by the Commissioner of Education.

Agriculture Revolving Fund

The Agriculture Revolving Fund was created pursuant to Title 33, Chapter 111, Section 3018, VIC. The fund shall consist of all revenues derived from the sale of agricultural products, livestock feeds, fruit trees, ornamentals, animals, water, and the rental of agricultural equipment, and all revenue from the rental or lease of government-owned lands for farming. All monies pertaining to the fund shall be disbursed by the Commissioner of Finance, exclusively for the expenditure of the Department of Agriculture for the purchase of seeds, fertilizers, insecticides, fungicides, other agricultural and farm equipment, and for the production and encouragement of temporary agricultural workers for planting and reaping.

Anti-Litter and Beautification Fund

The Anti-litter and Beautification Fund was created pursuant to Title 33, Chapter 3, Section 42, VIC. It consists of advance disposal fees required to be credited to the fund, and other amounts appropriated thereto from time to time by the Legislature. No money in the fund shall be available for expenditure except as appropriated annually by the Legislature and disbursed by the Commissioner of Finance for the following purposes: establishment of recycling programs and redemption centers; reimbursement of redemption centers, established under Title 19, Section 1557a, for sums paid in exchange for materials turned in for recycling, in an amount to be determined by the Anti-litter and Beautification Commission; roadside cleanup and beautification; removal and disposal of abandoned vehicles; increased enforcement of anti-litter laws; anti-litter educational campaigns; administration and expenses in an amount not to exceed thirteen percent of the deposits to the fund in any fiscal year; and such other purposes or activities of the Anti-litter and Beautification Commissions as are consistent with the purposes of Title 19, Chapter 56, VIC. Act No. 6638 transferred the administration of the fund to the direction of the Waste Management Authority.

Budget Stabilization Fund

The Budget Stabilization Fund was created pursuant to Title 33, Chapter 111 Section 3100m. Its source of revenue is an annual appropriation of not less than ten million dollars or any fiscal year end surplus within the Treasury of the Virgin Islands. Funds can be transferred from the Budget Stabilization Fund for the purpose of offsetting any deficit in the General Fund at the end of a fiscal year which occurs when the sum in the General Fund is less than the appropriations during a fiscal year. Transfers can also be made to offset a temporary shortfall in the General Fund caused by lagging revenue collections or to provide emergency funding for disaster recovery in a state of emergency declared by the Governor. Any funds in excess of five percent of the total appropriations from the General Fund for the fiscal year in progress must be applied to the Government's long-term debt, unfunded pension liability, and bond indebtedness. The Commissioner of Finance shall disburse monies in the Fund upon the authorization and direction of the Director of the Office of Management and Budget. Any sum used to offset a temporary shortfall must be repaid to the Fund by the end of the fiscal year. The Commissioner of Finance and the Director of the Office of Management and Budget shall submit a report of any allocations, expenditures, and obligations to the Governor and the Legislature within sixty days after disbursement.

Description of Funds

Bureau of Motor Vehicles Fund

The Bureau of Motor Vehicles Fund was created pursuant to Act No. 6761, Section 232. The fund shall consist of all monies received as fees collected by the Bureau of Motor Vehicles under the provisions of Title 20, Chapter 39 of VIC, and any sums appropriated by the Legislature. Upon the certification of the Director of the Bureau of the Motor Vehicles, the Commissioner of Finance shall disburse the greater of ten percent of the fund or one million dollars for the purchasing of supplies, equipment, and personnel services, along with the operating expenses of the Bureau of Motor Vehicles.

Business and Commercial Properties Revolving Fund

The Business and Commercial Properties Revolving Fund was created pursuant to Title 31, Chapter 21, Section 202, VIC, as a separate and distinct fund within the Treasury of the Virgin Islands. Its source of revenue is rentals and other income derived from the properties managed by the Department of Property and Procurement. There is appropriated annually from the Business and Commercial Properties Revolving Fund, funds that are necessary for the management of properties, services, materials, and other costs connected with such properties.

Caribbean Basin Initiative Fund

The Caribbean Basin Initiative Fund was created pursuant to 26 USC (Public Law 98-67). Its source of revenue is the total excise tax revenue, collected by the U.S. Excise Tax Division on all non-US rum imported into the United States, which is annually rebated to the United States Virgin Islands. This funding is appropriated by the Legislature as a contribution to the General Fund.

Casino Revenue Fund

The Casino Revenue Fund was created and established in the Department of Finance pursuant to Title 32 section 515 and 516(a) (1) VIC. Monies in this fund shall be appropriated exclusively for the following purposes: fifteen percent to hospitals and health; eighteen percent to education; twenty percent to the Department of Sports, Parks and Recreation; ten percent to the Department of Agriculture; five percent to tourism and casino promotion; eight percent to the Union Arbitration Award and Government Employees Increment Fund; one percent to VI Bureau of Internal Revenue; five percent to the University of the Virgin Islands; ten percent to the Casino Control Commission; five percent to Public Safety; one percent for Gambling Addiction and Education Programs; and two percent for the reconstruction and rehabilitation of two historic district towns in St. Croix.

Central Motor Pool Fund

The Central Motor Pool Fund was created pursuant to Title 33, Chapter 111, Section 3044, VIC for the acquisition, identification, operation, maintenance, storage, supervision, control, and regulation of all of the territorial government-owned motor vehicles. It consists of all sums appropriated by the Legislature and from the proceeds of all sales of government-owned motor vehicles. The Fund shall be disbursed by the Commissioner of Finance at the direction of the Commissioner of Property and Procurement.

Description of Funds

Central Warehousing and Inventory Fund

The Central Warehousing and Inventory Fund was created pursuant to Title 3, Chapter 13, Section 220, VIC. The Director of the Office of Management and Budget is authorized to transfer to the Department of Property and Procurement, in whole or in part, the amount appropriated for materials, equipment or supplies in any fiscal year for any department or agency of the executive branch or any board or commission. The transfer shall be for the purpose of procurement of materials, supplies, equipment, parts, and other operating tools for all departments, agencies, boards, and commissions of the Government of the Virgin Islands. The purpose of the fund shall be to facilitate prompt payment of bulk purchases where such prompt payment will result in a discount of the purchase price. The Commissioner of Property and Procurement shall ensure a steady supply of materials, supplies, equipment, parts, and other operating tools of each department, agency, board, and commission within each fiscal year.

Consumer Protection Fund

The Consumer Protection Fund was created pursuant to Title 33 Chapter 111, Section 3062 VIC to protect the public from fraud, confusion, deception, misrepresentation, and other fraudulent practices within the market place. It consists of all sums appropriated by the Legislature and all fines and penalties imposed by courts and the Commissioner of Licensing and Consumer Affairs for violations of the Consumer Protection Laws of Title 12A, VIC. Monies shall be disbursed by the Commissioner of Finance, upon the authorization of the Commissioner of the Department of Licensing and Consumer Affairs.

Corporation Division Revolving Fund

The Corporation Division Revolving Fund was created pursuant to Title 33, Chapter 111, Section 3085, VIC. The fund shall consist of ten percent of the total monies collected by the Division of Corporation of the Office of the Lieutenant Governor, including ten percent of all fines, penalties, and such sums appropriated by the Legislature, all of which shall remain available until expended. Monies shall be disbursed from the fund by the Commissioner of Finance, upon the authorization and direction of the Lieutenant Governor, for the purpose of purchasing and maintaining microfilm and data processing equipment, and the purchase of related supplies and equipment, for staffing and other necessary equipment and services.

Crime Prevention/Prosecution Fund

The Crime Prevention/Prosecution Fund was created pursuant to Title 33, Chapter 111, Section 3051, VIC for the purpose of discharging the Department of Justice's responsibility for criminal law enforcement and prosecution, and for extradition of fugitives to and from other jurisdictions. It consists of sums appropriated by the Legislature, all fines imposed by courts for violations of Title 14 of the VIC, sums collected from forfeited bail, proceeds from public sale of confiscated property and sale of donated properties, and grants and contributions specifically for the purposes of this Fund. Monies shall be disbursed by the Commissioner of Finance upon the authorization of the Attorney General.

Description of Funds

Crisis Intervention Fund

The Crisis Intervention Fund was created pursuant to Title 33, Chapter 111, Section 3091. It consists of monies appropriated and deposited into the Crisis Intervention Fund each year from the Caribbean Basin-Initiative Fund and the Internal Revenue Matching Fund, as authorized by law and, other sums appropriated by the Legislature. Monies shall be disbursed from the fund by the Commissioner of Finance, upon the authorization of the Commissioner of the Department of Human Services, for the purpose of funding programs relating to family and youth crisis intervention services and disbursement of grants to authorized youth organizations as provided by law. However, no more than twenty percent of the monies disbursed from the Crisis Intervention Fund shall be used for personnel services.

Data Processing Revolving Fund

The Data Processing Revolving Fund was created pursuant to Title 33, Chapter 111, Section 3016, VIC. It consists of all monies paid or otherwise made available to the Government of the Virgin Islands for the development of Data Processing Systems, or in payment for data processing services provided to agencies and departments or instrumentalities. The Fund shall be disbursed by the Commissioner of Finance exclusively for the expenditure of the Department of Finance for any and all supplies and equipment, contractual services, and other necessary services as may be incidental thereto, for the operation and maintenance of Data Processing Services within the Department of Finance.

Emergency Housing Fund

The Emergency Housing Fund was created pursuant to Title 21, Chapter 29, Section 206 VIC. The sum of one hundred fifty thousand dollars shall be appropriated from the General Fund of the Treasury of the Virgin Islands. The Fund shall be expended for the construction and operation of emergency housing as authorized in Sections 201-205 of Title 21, for the stimulation of private home construction through programs authorized by the Governor, and for the improvements to housing developments under the jurisdiction of the Virgin Islands Housing Finance Authority.

Emergency Services Fund

The Emergency Services Fund was created pursuant to Title 33, Chapter 111, Section 3099, VIC and amended by Act No. 6333, Section 29. It consists of all the proceeds from the emergency surcharges added to any telephone, electrical, sewage, or other utility bill or tax schedule; grants, donations, and gifts specifically for the use set forth of this fund; and all sums appropriated by the Legislature. Monies in the Emergency Services Fund shall be expended by the Commissioner of Health, the Director of VITEMA, or the Director of Fire Services for the purchase of equipment, professional services, or supplies necessary to provide, maintain, and improve the emergency medical services, fire services, or 911 emergency services and equipment.

Financial Services Fund

The Financial Services Fund was created pursuant to Act No. 6727, Section 15. The fund shall consist of all monies collected by the Division of Banking and Insurance of the Office of the Lieutenant Governor pursuant to Title 9, VIC, and such sums as appropriated by the Legislature, all of which remain available until expended. Monies shall be disbursed from the fund by the Commissioner of Finance, upon authorization and direction of the Lieutenant Governor, for the purpose of providing staffing and services, purchasing and maintenance of equipment, and for such other utilization as may be determined by the Banking Board of the Virgin Islands.

Description of Funds

Fish and Game Fund

The Fish and Game Fund was created pursuant to Title 12, Chapter 1 Section 81, VIC. It consists of all the proceeds from all hunting and firearms licenses, excise taxes on firearms, parts and ammunition, and all fines imposed by the courts for violations of the fish, game, or conservation laws. The Commissioner of Finance is directed to maintain and disburse funds upon the request of the Commissioner of Planning and Natural Resources, only for the purpose of wildlife restoration projects and in administering and enforcing fish, game, and conservation laws.

Fire Service Emergency Fund

The Fire Service Emergency Fund was created pursuant to Title 33, Chapter 111, Section 3032, VIC. The fund shall consist of all sums appropriated thereto from time to time by the Legislature, all monies collected from inspections of buildings and premises, and all fees and charges collected for fines and charges for permits, certified copies of reports, and other services provided by the Virgin Islands Fire Service. The monies in the fund shall be disbursed by the Commissioner of Finance, upon authorization by the Director of the Virgin Islands Fire Service, for payments of extraordinary expenses incurred in fighting fires and other emergencies involving the Virgin Islands Fire Service. The fund may also be utilized for the hiring of fire inspectors and for purchasing firefighting equipment and supplies.

Government Insurance Fund

The Government Insurance Fund was created pursuant to Title 24, Chapter 11, Section 265, VIC. It consists of all premiums received and paid into the fund by Virgin Islands employers, properties and securities acquired by the fund, and interest earned upon monies belonging to the fund. This fund shall be administered by the Commissioner of Finance and shall be used for the payment of lost wages sustained on account of injuries on the job, as well as medical expenses related thereto.

Health Revolving Fund

The Health Revolving Fund was created pursuant to Title 33, Chapter 111, Section 3017, VIC. It consists of all revenues derived from the Department of Health, medical fees which are authorized to be charged for dental and medical services, all payments by the Department of Human Services under its contract with the Department of Health covering medical care for the aged, and all sums reimbursable to the Department of Health of the Virgin Islands from Federal Grants-in-Aid Programs, for costs of services rendered to all eligible patients receiving outpatient services from the Department. The Governor, upon the recommendation of the Director of the Office of Management and Budget, and with the approval of the Legislature or the Finance Committee of the Legislature, if the Legislature is not in session, is hereby authorized to make transfers from the Health Revolving Fund to the General Fund.

Description of Funds

Home for the Aged Revolving Fund

The Home for the Aged Revolving Fund was created pursuant to Title 34, Chapter 1, Section 18, VIC. The fund shall consist of all sums appropriated thereto from time to time by the Legislature, payments and contributions received from the residents of the homes or their relatives responsible by law for the residents support for the actual cost of maintaining residents at the homes, and any gifts or bequests. Monies shall be disbursed from the fund by the Commissioner of Finance, upon authorization from the Commissioner of Human Services, for the purpose of maintaining and operating the homes and also may be utilized to purchase equipment. All monies in the fund shall remain available until expended.

Homestead and Home Loan Fund

The Homestead and Home Loan Fund was created pursuant to Title 3, Chapter 13, Section 218, VIC, for the purpose of assisting qualified applicants to construct their homes and related purposes as authorized by law. It consists of monies derived from the sale of land, interest on loans, and other monies, bonds, and other sureties which may be appropriated by the Legislature. All the monies shall be disbursed by the Commissioner of Finance.

Indirect Costs of Grants-in-Aid Fund

The Indirect Costs of Grants-in-Aid Fund was created pursuant to Title 33, Chapter 111, Section 3025, VIC. It consists of all eligible grants-in-aid payment of allowable indirect cost of such grants. The Indirect Cost Fund shall be utilized for the purposes of improving federal grants administration and management in the Territory and increasing the Virgin Islands' participation in Federal grant-in-aid programs, including but not limited to, grant, budget, and accounting assistance, grant proposal development, grant management training, special studies, and acquisition of equipment intended for the improvement of central administration, accounting, or reporting of Federal grant programs, and other purposes.

Funds deposited into the Indirect Cost Fund may be appropriated annually by the Legislature to support all operating expenses, including salaries, for the Office of the Federal Programs Coordinator, to support federal programs activities established within the various departments or agencies of the Government receiving Federal grants assistance, and for grant-in-aid matching purposes when other matching fund sources are not available pursuant to an office budget prepared by the Federal Programs Coordinator.

Interest Earned on Bond Proceeds

The Interest Earned on Bond Proceeds Fund was created to be expended on purposes deemed appropriate as specified by the Legislature of the Virgin Islands.

Interest Revenue Fund

The Interest Revenue Fund was created pursuant to Title 33, Chapter 111, Section 3026a, VIC, to provide the accounting mechanism for the collection and disbursement of unrestricted funds as they relate to interest earned. All revenues of the Government of the Virgin Islands derived from interest earned on deposits of governmental funds, except interest earned on funds which the government holds or administers as custodian or trustee, or any interest revenues which by law are paid into other special funds of the Treasury, are deposited into this fund. Therefore, no funds are available for expenditure except as provided by the Legislature, who appropriates amounts as a contribution to the General Fund.

Description of Funds

Internal Revenue Matching Fund

The Internal Revenue Matching Fund was created pursuant to Section 28 Revised Organic Act of 1954, which authorizes the receipt of revenues transferred and paid to the Government of the Virgin Islands as a result of excise taxes imposed by the U.S. Treasury Department and collected during the fiscal year under the Internal Revenue Laws of the United States, on certain products produced in the United States Virgin Islands and exported to the United States. The current source of revenue is excise taxes collected by the United States Government on rum products produced in the Virgin Islands and exported to the United States. Amounts can be expended as may be determined by the Legislature, but subject to prior pledges to bond holders.

Junior Reserve Officers' Training Corps (JROTC) Fund

The JROTC Fund was established as a distinct fund within the Treasury of the Virgin Islands pursuant to Title 33, Chapter 111, Section 3078, VIC. The fund shall consist of all sums appropriated by the Legislature, all gifts, bequests or contributions made to the fund and all federal money returned to the local government as reimbursement of salaries for JROTC instructors. Monies shall be disbursed by the Commissioner of Finance, upon the certification of the Commissioner of Education, for the purpose of JROTC activities including the cost of travel for cadets, purchase of equipment, supplies, and other related expenditures.

Land Bank Fund

The Land Bank Fund was created pursuant to Title 33, Chapter 111, Section 3004, VIC. It consists of the proceeds of all sales of real property belonging to the Government of the Virgin Islands, except such proceeds as are specifically reserved for the Moderate Income Housing Fund created by Section 4 of Act No. 1927, which were approved April 18, 1967, and such proceeds as are required to be deposited into the Housing Construction Revolving Fund created by section 3058 of this title; all sums appropriated thereto from time to time by the Legislature and all amounts borrowed and transferred thereto pursuant to law. Also, monies pertaining to the Land Bank Fund shall be available for purchases, authorized by law, of real property (including improvements thereon) for purposes of public housing, outdoor recreation, conservation, or any other public uses or purposes.

Legal Publications Revolving Fund

The Legal Publications Revolving Fund was created pursuant to Title 3, Chapter 3, Section 34, VIC. The fund constitutes all of the monies received by the Office of Legal Publications from any purchaser including the Government of the Virgin Islands, its agencies, and departments, together with any donations, gifts, and grants received by the Office of Legal Publications, and any annual appropriations for the operation of the Office of the Lieutenant Governor. All monies shall be disbursed by the Commissioner of Finance exclusively for any and all supplies and equipment, contractual services, and other services for the operation and maintenance of the Office of Legal Publications.

Description of Funds

Moderate Income Housing Fund

The Moderate Income Housing Fund was created pursuant to Title 33, Chapter 33, Section 3027, VIC. The fund shall consist of all sums appropriated by the Legislature, the proceeds of all sales or rentals of moderate income housing, gross receipts tax up to two hundred fifty thousand dollars annually, all amounts transferred by the Governor from the Emergency Housing Fund in accordance with the provision of Chapter 2 of Title 29, and all amounts borrowed pursuant to the provisions of Section 191(h) of Title 29. Monies of the Fund shall be disbursed by the Commissioner of Finance for the payment of annual installments and for repayment on the principal and interest on loans authorized by law from the reserves of the Employee's Retirement System of the Government of the Virgin Islands. The balance of monies of the Fund shall be disbursed by the Commissioner of Finance, upon the certification by the Commissioner of Sports, Parks and Recreation, for the purpose of carrying out provisions of Chapter 1, Title 29 of the Virgin Islands Code and for use in connection with moderate income housing projects.

Molasses Subsidy Fund

The Molasses Subsidy Fund was created pursuant to Title 33, Chapter 111, Section 3036, VIC. The Fund shall consist of monies appropriated by the Legislature and shall remain available until expended. Monies from the Fund shall be paid to established industries engaged in the processing of molasses into rum within the Virgin Islands.

Natural Resources Reclamation Fund

The Natural Resources Reclamation Fund was created pursuant to Title 12, Chapter 21, Section 911, VIC. The Fund shall consist of permits and other fees and fines paid pursuant to the provision of Title 12, Chapter 21 other funds appropriated by the Legislature. However, once the Fund balance equals \$275,000, all monies in excess of the \$275,000 shall be deposited in the General Fund. The Commissioner of Finance is directed to maintain and authorize the disbursements of the Fund upon the certification of the Commissioner of Planning and Natural Resources.

Personalized License Plate Fund

The Personalized License Plate Fund was created pursuant to Title 33, Chapter 111, Section 3065, VIC. Monies collected from the sale of license plates shall be deposited into the Fund and shall be appropriated annually. The Commissioner of Finance shall disburse fifty percent of the Fund upon the certification of the Director of the Bureau of Motor Vehicles and the remaining fifty percent shall be deposited into the General Fund.

Pharmaceutical Assistance to the Aged Fund

The Pharmaceutical Assistance to the Aged Special Fund was created pursuant to Title 33, Chapter 111, Section 3073, VIC. The fund shall consist of all sums appropriated thereto from time to time by the Legislature and 15% of the total revenues collected by the Virgin Islands Lottery pursuant to Act No. 6645. The funds shall be used to provide financial assistance to certain individuals (60) years of age and over for their acquisition of prescription drugs, including refills of prescription drugs.

Description of Funds

Public Parking Lot Fund

The Public Parking Lot Fund was established in the Treasury of the Virgin Islands as a special fund pursuant to Title 33, Subtitle 3, Chapter 111, Section 3007, VIC. The Public Parking Lot Fund consists of four separate accounts: St. Croix Public Parking Lot Fund, St. Thomas Public Parking Lot Fund; St. John Public Parking Lot Fund; and Water Island Public Parking Lot Fund. All fees collected for the use of public parking lots on each island shall be deposited in the respective island's Fund. The Commissioner of Finance shall make available, out of the funds in each island's Public Parking Lot Fund, disbursements to the Department of Public Works for upgrades and repairs to the respective island's public parking lot. The Commissioner of Finance shall maintain and provide for the administration of each island's fund and no funds therein shall be available for other expenditure.

Public Services Commission Revolving Fund

The Public Services Commission Revolving Fund was established in the Treasury of the Virgin Islands as a special revolving fund pursuant to Title 33, Chapter 111, Section 3077, VIC. All monies therein shall be used exclusively to pay the necessary and proper expenses of the Public Services Commission. The Fund shall consist of all sums appropriated thereto by the Legislature and all fees which are derived from annual assessments of utilities up to the ceiling amount established in Title 30, Section 25a, subsection (b), VIC which fees shall be deposited into the Fund. All monies contained in the Fund shall constitute the annual budget of the Commission.

Public Transportation Fund

The Public Transportation Fund was established in the Treasury of the Virgin Islands as a separate and distinct fund pursuant to Title 33, Subsection 3, Chapter 111, Section 3100a, VIC. The Commissioner of Finance shall provide for the administration of the Fund and no monies contained therein shall be available for expenditure. The Fund shall consist of all sums appropriated thereto from time to time by the legislature and all sums received from grants, subsidies, and fare box collections by the public bus system. Monies deposited in the Fund shall be disbursed by the Commissioner of Finance, at the direction of the Commissioner of Public Works, for the operation and maintenance of the public transit system, including salaries and fringe benefits and any other operating expenses of the system.

Sewer Waste Water Fund

The Sewer Waste Water Fund was created pursuant to Title 33, Chapter 111, Section 3076, VIC. It consists of all sums received under the user charge system established by Titles 19 and 33, VIC, all sums appropriated thereto from time to time by the Legislature, and all sums received from departments and agencies of the United States Government for the maintenance and operation of the public sewer waste water system. Monies deposited in the Fund shall be appropriated annually and disbursed by the Commissioner of Finance, at the direction of the Virgin Islands Waste Management Authority, for the operation, parts, supplies, maintenance, related expenses, control, and regulation of the public sewer waste water system.

Solid Waste Revolving Fund

The Solid Waste Revolving Fund was created pursuant to Title 33, Chapter 111, Section 3100c, VIC. It consists of all sums appropriated thereto by the Legislature of the Virgin Islands, and all funds authorized by law or regulation to be collected by the Virgin Islands Waste Management Authority for solid waste disposal. Monies in the fund shall be disbursed by the Commissioner of Finance, upon authorization by the Department of Public Works, for the maintenance of solid waste disposal sites.

Description of Funds

St. Croix Capital Improvement Fund

The St. Croix Capital Improvement Fund was created pursuant to Title 33, Chapter 11, Section 3087, VIC. It consists of sums appropriated by the Legislature and all gifts, contributions, and bequests of all monies made thereto. The fund shall also consist of an annual appropriation of \$2,000,000 from the Internal Revenue Matching Fund. All monies deposited into the fund shall be appropriated by law exclusively for capital improvement projects on the island of St. Croix, and shall remain available until expended.

St. John Capital Improvement Fund

The St. John Capital Improvement Fund was created as a separate and distinct fund in the Treasury of the Virgin Islands pursuant to Title 33, Chapter 111, Section 3057, VIC. All monies deposited in such fund shall be appropriated by law exclusively for capital improvement projects, road maintenance, solid waste collection and disposal, and the maintenance and operation of the sewage system on the island of St. John. The source of revenue for this fund is all payments made by the Government of the United States to the Government of the Virgin Islands in any fiscal year as payment in lieu of taxes on property owned by the Government of the United States. Further, in each fiscal year, \$1.5 million of the amount collected by the Government of the Virgin Islands as taxes on real property shall be deposited into this fund.

Tax Assessor's Revolving Fund

The Office of the Tax Assessor's Revolving Fund was created pursuant to Title 33, Chapter 87, Section 2456, VIC. The fund shall consist of one percent of the real property taxes collected annually by the Commissioner of Finance, or an amount not to exceed \$500,000 per annum, and such sums appropriated by the Legislature, all of which shall remain available until expended. Monies shall be disbursed by the Commissioner of Finance, upon the authorization of the Lieutenant Governor, for the purpose of purchasing and maintaining data processing equipment, staffing and training of personnel, and the purchase and procurement of supplies, equipment, and professional services determined by the Lieutenant Governor for maintaining and improving the Office of the Tax Assessor.

Taxi License Fund

The Taxi License Fund was created pursuant to Title 33, Chapter 111, Section 3067, VIC. It consists of all monies required to be covered into the fund in accordance with Title 20, Section 435, VIC. No money in the fund shall be available for expenditure except as appropriated from the fund for the operation of the Virgin Islands Taxicab Division of the Department of Licensing and Consumer Affairs, or for other purposes as specified by law.

Territorial Scholarship Fund

The Territorial Scholarship Fund was created pursuant to Title 17, Chapter 15, Section 171, VIC. It consists of all funds, donations, gifts, devises, bequests, and all other kinds of contributions of real or personal property from persons, corporations, partnerships, trust funds, charitable, or other organizations, domestic, national or foreign, as may be made to the said fund from time to time and any other sums covered into the fund pursuant to law, as well as any contributions to the said fund as may be appropriated by the Legislature. The fund shall also consist of an annual appropriation of a sum of not less than \$15,000, from the budget of the Government. The Commissioner of Finance shall be the trustee of the fund and shall make such scholarship grants and loans out of the Fund as may be authorized by the Virgin Islands Board of Education.

Description of Funds

Tourism Advertising Revolving Fund

The Tourism Advertising Revolving Fund was created pursuant to Title 33, Chapter 111, Section 3072, VIC. Monies deposited in the Fund shall be disbursed by the Commissioner of Finance, upon warrant of the Commissioner of Tourism, exclusively for utilization by the Department of Tourism for advertising of the Territory as a tourist destination and for industrial promotion, provided however, not less than five percent of the annual receipts shall be expended for destination promotion of the District of St. Croix and the District of St. Thomas/St. John. There are three sources of funding as follows:

Title 33, Chapter 3, Section 55, states that "Every individual, firm, corporation, or other telephone company engaged in the business of providing telecommunication service in the Virgin Islands shall pay a monthly telephonic long-distance surtax of two and one-half percent on the total charges of all telecommunication long-distance calls originating from or terminating in the Virgin Islands from such service provider facilities". Of the funds collected pursuant to this section, sixty-five percent shall be deposited into the Tourism Advertising Revolving Fund.

Title 33, Chapter 3, Section 54, states that, "Every guest of a hotel as defined above shall pay to the Government of the United States Virgin Islands a tax to be collected and remitted to the Government by hotels or innkeepers at the rate of ten percent of the gross room rate or rental". The Director of Internal Revenue shall cover all payments made pursuant to this section into the Tourism Advertising Revolving Fund established pursuant to section 3072 of this Title.

Title 9, Chapter 11A, Section 133, states that "Any bank or foreign bank operating or sharing the use of a consumer fund transfer facility may impose a reasonable financial transaction fee for the use of an automated teller machine by account holders of banks, foreign banks or other financial service providers other than the local banks". One-half of such fees shall be paid not less than quarterly by such bank or foreign bank, to the Commissioner of Finance for deposit within the Tourism Revolving Fund established pursuant to Title 33, Section 3072, VIC.

Transportation Revolving Fund

The Transportation Revolving Fund was created pursuant to Title 33, Chapter 111, Section 3071, VIC. It consists of all sums appropriated thereto from time to time by the Legislature and all sums received from departments and agencies of the Government for utilization, maintenance, and repair of vehicles within the Central Motor Pool. Monies deposited in the fund shall be appropriated annually and disbursed by the Commissioner of Finance, at the direction of the Commissioner of the Department of Property and Procurement, for the operation, maintenance, control, and regulation of Government motor vehicles within the Central Motor Pool and the reimbursement of employees for use of personally owned motor vehicles.

Transportation Trust Fund

The Transportation Trust Fund was created pursuant to Title 33, Chapter 111, Section 3003(a), VIC. It consists of taxes collected pursuant to Title 33, Sections 91 (a) and 91 (b), VIC, all fines imposed by the courts for violation of traffic laws, all highway users' taxes collected in the Virgin Islands on automobiles and trucks under the provisions of Title 33, Chapter 4, VIC, and all driver's license fees and motor vehicle registration fees collected in the Virgin Islands under the provisions of Title 20, Chapter 39, VIC. Monies in the Transportation Trust Fund shall be distributed as required to make all payments of principal premium, if any, and interest on the bonds of the Virgin Islands Public Finance Authority payable from the Transportation Trust Fund, in the amounts required by any resolution, indenture, or bond declaration entered into with respect to such bonds, in an amount equal to the lesser of such surplus or the amount of driver's license fees and motor vehicle registration fees collected in the Virgin Islands under the provisions of Title 20, Chapter 39, VIC, and deposited into the Transportation Trust Fund pursuant to Section 3003a, subsection (b), paragraph (4), to the General Fund; and the remaining amount of such surplus, if any, into the Road Fund.

Description of Funds

Union Arbitration Award and Government Employees Increment Fund

The Union Arbitration Award and Government Employees Increment Fund was created pursuant to Title 33, Chapter 111, Section 3066, VIC. It consists of sums appropriated by the Legislature, all sums repaid to the Government by the Water and Power Authority pursuant to Act No. 4923, as amended by Act No. 5101, and all sums collected by the Government in accordance with the "Tax Reform Act of 1986", Public Law No. 99-514, Section 971 *et. Seq.* (1986) from corporations incorporated pursuant to section 28 (a) of the Revised Organic Act of 1954, as amended. Monies appropriated to the fund shall be used to satisfy binding arbitration awards granted to unionized employees, salary increments and position reallocations of non-unionized employees, outstanding retroactive wage increases owed such employees whether or not awarded by arbitration, and for the administrative costs of the Public Employees Relations Board (PERB) and the Labor Management Committee.

Virgin Islands Air Protection Fund

The Virgin Islands Air Protection Fund was created pursuant to Act No. 6011, Section 205, as amended by Act No. 6295, Section 6. Monies appropriated in this fund shall be used for the operating expenses, including wages and salaries, and other purposes of the Operating Permit Program, Department of Planning and Natural Resources, and shall remain available until expended.

Virgin Islands Election Fund

The Virgin Islands Election Fund was created pursuant to Title 33, Chapter 111, Section 3005, VIC. The fund shall consist of the sums appropriated by the Legislature, all payments made to the Territory under the federal Help America Vote Act of 2002, other amounts as maybe appropriated by law, and interest earned on deposits in the fund. The Commissioner of Finance shall provide for the administration of the Fund as a separate and distinct fund in the Treasury of the Government of the Virgin Islands. Funds shall be available for the expenditure and disbursement in accordance with the Help America Vote Act of 2002, P.L. 107-252 and shall remain available until expended.

Virgin Islands Insurance Guaranty Fund

The Virgin Islands Insurance Guaranty Fund was created pursuant to Title 33, Chapter 111, Section 3061, VIC. Monies contained in this fund shall be used exclusively for transfer, as required, for payments by the Virgin Islands Insurance Guaranty Association of the obligations of insolvent insurers in accordance with the provisions of Title 22, Chapter 10. The fund shall consist of amounts then on deposit to (1) the Hurricane Hugo Insurance Claims Fund pursuant to Title 33, Chapter 111, Section 3061(a) of this code, (2) the Virgin Islands Insurance Guaranty Association, established pursuant to Title 22, Chapter 10 of this code, (3) the Commissioner of Insurance for payment of Hurricane Marilyn claims as authorized by law, and (4) the General Fund, up to the amount of franchise taxes deposited during such fiscal year into the fund pursuant to Title 33, Chapter 111, Section 3061(a)(b). In the event the balance in the Insurance Guaranty Fund equals or exceeds \$10,000,000, amounts in excess thereof shall be deposited, at the direction of the Commissioner of Finance, into the General Fund.

Voter Identification and Registration Fund

The Voter Identification and Registration Fund was created pursuant to Title 33, Chapter 111, Section 3097, VIC. The fund shall consist of all sums appropriated thereto by the Legislature of the Virgin Islands, and all funds authorized by law or regulation to be collected by the Office of Supervisor of Elections in the administration of the Election System. Monies in the Virgin Islands Voter Identification and Registration Fund shall be disbursed by the Commissioner of Finance into an Imprest Fund Checking Account. The Supervisor of Elections shall be the sole authority empowered to write checks on the Imprest Fund Checking Account, and shall provide a monthly report detailing the amount, nature, and justification for each item of expenditure, in addition to receipts and other documentation.

Glossary

Actual

The year-to-date closing balance of the account for the period designated.

Adjusted Balance

The gross, total or net balance that has been adjusted to reflect a change (For example; Adjusted General Fund balance – reflects a change in the general fund total that may not be otherwise adjusted elsewhere).

Adjusted Gross Revenue

The total of all funds to include appropriated (general and local), non-governmental (hospital revolving), and non-appropriated (all others to include federal funds), and any adjustments to the general fund.

Administrative Transfer

A transfer of allotted departmental resources which requires only the approval of the Office of Management and Budget and/or the Governor. These transfers can only be effectuated if no funding restrictions are imposed by the Legislature on appropriations, as in the case of a lump sum appropriation or modified line item appropriation.

- Types of Administrative Transfer of Resources include the following:
 - 1) Lateral transfers: between the same sub-accounts and/or low orgs (activity centers);
 - 2) Vertical transfers: among different sub-accounts and/or low orgs (activity centers);
 - 3) Lateral and vertical transfers: between and among the same and different sub-accounts and/or low orgs (Activity center). (Lump sum appropriation)

Allocation

A distribution of funds, or an expenditure limit, established for a department or agency.

Allotment

A portion of an appropriation to be expended for a particular purpose during a specified time period.

American Recovery and Reinvestment Act (ARRA)

An unprecedented effort to jumpstart our economy, save and create millions of jobs, and put a down-payment on addressing long-neglected challenges so our country can thrive in the 21st century.

Appropriation

A legal authorization granted by a legislative body to make expenditures and to incur obligations for specific purposes. An appropriation is usually limited in amount and time when it may be expended.

Appropriation Transfer

A reprogramming of funds as authorized by Title 2, Chapter 2, Section 28(b), Virgin Islands Code, which can only be effectuated through a departmental request transmitted through the Director of the Office of Management and Budget to the Governor, and from the Governor to the Legislature for final approval.

- The following types of transfers require the approval of the Legislature as a Whole:
 - 1) Transfers between two different funds
 - 2) Transfers from one department to another

Glossary

Appropriation Transfer *(continues)*

The following transfer requires the approval of the Legislature, Committee on Finance:

- Transfers between budgeted line items or organizations (activity centers) within the same department and fund.

Balanced Budget

When the general fund projected revenues or general fund net revenues equals projected expenditures, plus or minus transfers to or from other funds and financial sources (uses).

Baseline

Current level at which the organization is performing.

Benchmark

A standard or point of reference used in measuring and/or judging quality value.

Budget

A plan of financial operations, embodying an estimate of projected expenditures for a given period, and the corresponding proposed resources for funding the same.

Budget Adjustments

Changes to appropriations (Budgets) to include supplements, decreases, or reprogramming, including appropriation transfers and apportionments.

Budget Category

An account in which the aggregate is recorded for all related objects (e.g. personnel service cost is a budget category that is supported by the related individual detailed objects such as classified, unclassified, and part-time).

Calendar Year

January 1st to December 31st of the same year.

Capital Improvement

Capital Improvements are defined as physical assets, constructed or purchased, that have a useful life of ten (10) years or longer. Exceptions have been made for inclusion of a few projects that do not meet the above criteria, for example, ADA para-transit vans, to make them more visible to the public and the Legislature.

Capital Outlays

Expenditures which result in the acquisition of, or addition to, fixed assets. They should be classified under the following objects: land; buildings; improvements other than buildings; machinery and equipment.

Glossary

Central Service Cost Allocation Plan

Comparable to the college and university long form, each central service is treated as a separate cost pool and distributed to each operating department or agency it serves. This distribution is accomplished through billing rates or particular services rendered (e.g. cost per mile for use of a motor vehicle, dollar per audit, or computer usage rates) or through an allocation basis on an indication of use (e.g. accounting based on the number of transactions or checks written or occupancy based on square footage or space occupied). The costs distributed through the central service cost allocation plan are subsequently included in the department's indirect cost proposal or included where they can be identified with a grant as a direct cost.

Chart of Accounts

A list of all asset, liability, fund balance, revenue, and expense accounts.

Debt Service Fund

A fund established to account for the accumulation of resources for, and the payment of, general long-term debt principal and interest.

Department

An organization within the Executive Branch, which under general laws has an independent existence and the authority to receive and expend appropriations as set by law.

Effectiveness Measure

An indication of the degree to which a program will achieve its objective.

Encumbrance

The purchase in an expense account at the time an item is ordered. The Encumbrance reduces the available budget by the purchase amount.

Expenditure

A transaction resulting in the disbursement of cash.

Federal Funds

Contributions of cash or other assets from the federal government to be used or expended for a specific purpose, activity, or facility.

Fiscal Year

A 12-month period to which the annual operating budget applies and at the end of which a government determines its financial position and the results of its operations. For example, the Government of the Virgin Islands' fiscal year begins on October 1st, in one calendar year and ends on September 30th in the ensuing calendar year.

Function

A group of related activities aimed at accomplishing a major service or regulatory program for which a government is responsible. For example, public safety is a function.

Glossary

Fund

A fiscal and accounting entity with a self-balancing set of accounts recording cash and other financial resources, together with all related liabilities and residual equities or balances, and changes therein, which are segregated for the purposes of carrying out specific activities or attaining certain objectives in accordance with special regulations, restrictions, or limitations.

Fund Balance

The total available amount in a fund.

General Fund

The fund used to account for all financial resources except those required to be accounted for in another fund.

General Fund Gross Revenues

General fund revenues plus contributions (transfers in) and other financing sources; before any deductions of expenses (e.g. before deductions of tax refunds, infrastructure subsidy, debt services, or amounts owed to other entities or instrumentalities), transfer outs or other financing uses.

General Fund Net Revenues

General fund revenues plus contributions (transfers in) and other financing sources less deductions for expenses such as tax refunds, infrastructure subsidy, debt services, or amounts owed to other governmental entities or instrumentalities; transfers out or other financing uses.

In-Kind

“Cost Sharing or Matching” means the value of the third party in-kind contributions and the portion of the costs of a federally assisted project or program not borne by the Federal Government.

Indirect Cost

State and local governments incur administrative costs at two (2) levels. The first is the so-called executive or central administrative level of costs such as central budgeting, accounting (comptroller), personnel (civil service), legal services, (attorney general), facilities operations and maintenance, and the motorpool (general services administrations). The second level is the operating departments or agencies (health, roads, social services, education, police, fire, etc.) and consists of the overhead costs incurred at this level (salaries and wages of the department heads and their administrative staffs, the departmental accounting and budgeting offices, etc.) Because of this layering, state and local governments prepare two types of proposals: a central service cost allocation plan and an indirect cost proposal. “Indirect Cost” is an accounting term used to describe a process of assigning (or charging) costs that are common to two or more of a grantee’s projects or operations. As a general rule, the cost of building occupancy, equipment usage, procurement, personnel administration, accounting, and other overhead activities are charged to grants and contracts as indirect costs. They are not substantially different from direct costs. If one wanted to incur the time and bookkeeping expense, all indirect costs could be treated as direct. Grantees must be consistent in treating costs as direct or indirect under grants. Once a decision is made by a grantee to treat a cost either as direct or as indirect, it must be treated that way for all projects and principal activities of the organization, regardless of the source of funding. From a grantee’s point of view, the determining factor for treating a cost as direct or indirect should be practicability and the potential for reimbursement as a change to an outside funding source.

Glossary

Low Org

Low Orgs are levels of organization that have no sub-units reporting to it.

Net Revenues

Gross or total revenue less any deductions for expenditures (expenses).

Non-Governmental Funds

Funds generated and utilized by a semi-autonomous or autonomous instrumentality that are not managed by the Government (e.g. Hospital Revolving Funds utilized by Juan F. Luis Hospital and Schneider Regional Medical Centers).

Object

One of a group of related accounts which support in detail the summaries recorded in a budget category. The individual accounts for personnel service costs such as unclassified and part-time are examples.

Object Code

The segment of the account number that reflects the object of expenditure or source of revenue.

Objective

A task or group of tasks undertaken in order to achieve a stated goal.

Org

An abbreviation for organization. It is the level within an organization at which costs are accumulated and associated with a purpose to carry on an activity or operation, or to complete a unit of work or a specific job. For example, in the Department of Human Services, Office of the Commissioner is a Divisional Org. and Personnel and Labor Relations is an Activity Org.

Org Code

A code representing the segments of an account number.

Option

Used to provide additional management reporting, e.g., physical location, job classification, or the types of services rendered. Options may be specific to an activity center, division, or department.

Other Funds

Funds used to account for financial resources not accounted for in the General Fund. For example, the internal service fund accounts for the financing of goods or services provided by one department or agency primarily or solely to other departments or agencies of the government unit, or to other governmental units, on a cost-reimbursed basis.

Output

A description of the level of activity or effort that will be produced or provided over a period of time by a specified date, including a description of the characteristics and attributes (e.g. timeliness) established as standards in the course of conducting the activity or effort.

Glossary

Performance Budget

A budget presentation that clearly links performance goals with costs for achieving targeted levels of performance. In general, a performance budget links strategic goals with related long-term and annual performance goals and with the costs of specific activities that contribute to the achievement of those goals.

Performance Goal

Sets a target level of performance that is expressed as a tangible, measurable objective, against which actual achievement can be compared, including a goal expressed as a quantitative standard, value, or rate. Performance goals can be either outcome or output goals.

Performance Measures (*aka indicators, metrics*)

A quantitative or qualitative characterization of performance such as an indicator, statistic, or metric used to gauge program performance.

Performance Target

A quantitative level of performance desired.

Period

A month within a fiscal year; noted by a number, 1 through 12. Also periods of SOY (Start of Year), and 13 representing the reserve or EOY (End of Year).

Prior Approval

“Prior Approval” means documentation evidencing consent prior to incurring specific cost.

Program

A plan or system involving the expenditure of resources under which action may be taken to provide public goods or services. Programs are usually the lowest level of an organization at which cost data and evaluation measures are maintained.

Program Income

Program income means gross income received by the grantee or subgrantee directly generated by a grant supported activity, or earned only as a result of the grant agreement during the grant period. “During the grant period” is the time between the effective date of the award and the ending date of the award reflected in the final financial report.

Project Code

A segment of the account number used to identify a particular capital project.

Projection

The estimated budget for the upcoming year.

Revenues

Inflows or other enhancements of resources of an organization, or a settlement of its obligations (or a combination of both), during a period from delivering and or producing goods, rendering services, or other activities that constitute the organization’s ongoing or central operations.

Glossary

Roll-Up Code

A code which links an account with other accounts for the purpose of calculating the available budget.

Segment

A component of an account number; for example, the fund segment.

Spending Plan

Various patterns by which revenue and budgeted expenditures are allocated across accounting periods.

Strategic Goal

Broad long-term organizational statement of desired future performance. A statement of purpose that is measurable, but not measured directly.

Strategic Management

An integrated approach for leading and managing.

Strategic Objective

Broad time-phased statement of measurable accomplishment required to realize the successful completion of a strategic goal.

Workload Efficiency Measure

A key indicator of the degree to which a program economically manages the workload associated with meeting its objective, usually expressed in terms of cost per unit of work or output.